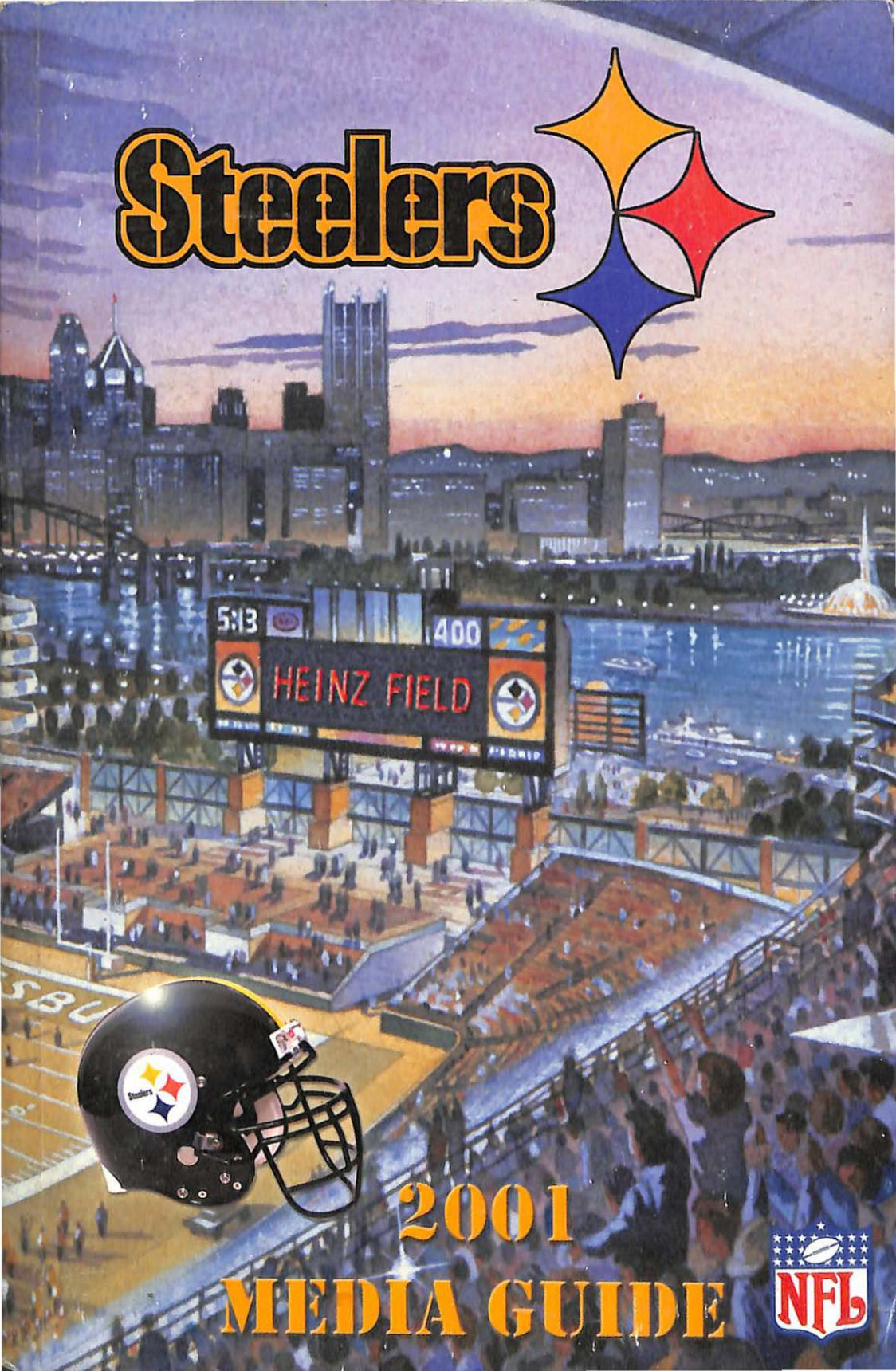


Steelers



2001 MEDIA GUIDE



**GIANT
EAGLE**

®

**Official
Supermarket
of the
Pittsburgh
Steelers**





STEELERS



Heinz

HEINZ FIELD




Heinz Field Timeline

November 4, 1997 – The Regional Renaissance Initiative is rejected by a margin of 2-1. Pittsburgh public officials met the next day and agreed to devise a new plan that wouldn't involve a tax increase.

March 9, 1998 – Plan B is announced and heralded as an economic development package that included the building of two new stadiums and the dismantling of Three Rivers Stadium, and renovation of the David L. Lawrence Convention Center.


June 20, 1998 – The Steelers agree to pay \$76.5 million toward a new stadium.

October 14, 1998 – Steelers select a site adjacent to Three Rivers Stadium for their new home and target August 2001, as its completion date.



November 4, 1998 – Stadium design concepts are unveiled. The new stadium features many fan amenities such as more lower-level seating, wider concourses, nearly double the number of restrooms and state-of-the-art scoreboard and sound system. At the same time, the formation of the Stadium Builders Fund was established through the sale of seat licenses, otherwise known as Stadium Builders Licenses (SBL).

November 9, 1998 – Sale of seat licenses began. Steelers' fans respond in overwhelming fashion and all were sold and paid for within one month, faster than in any other city. Approximately 50,000 SBLs were sold.



February 3, 1999 – Pennsylvania State Legislature approved funding for new sports stadiums in Pittsburgh and Philadelphia.



June 18, 1999 – Pennsylvania Governor Tom Ridge, NFL Commissioner Paul Tagliabue and former Steelers greats such as Joe Greene and Franco Harris were on hand as the Steelers and the University of Pittsburgh hosted the official stadium groundbreaking ceremony to usher in a new era of Pittsburgh football.

July 1, 1999 – The stadium's foundation construction began.

July 8, 1999 – Authorization was granted to begin earth work and rough grading on the stadium.

February 4, 2000 – Erection of the steel frame began. To mark the start of the steel construction, the Steelers held a ceremonial placing of the first steel beam at the construction site.

May 2, 2000 – The erection of precast risers for stadium seating.

August 28, 2000 – Escalator and elevator installation begins.



October 26, 2000 – The Steelers officially "topped out" the steel erection phase during a ceremony at

the construction site. The ceremony commemorated the placing of the highest piece of steel on the main steel structure.



February 11, 2001 – After 31 memorable years, Three Rivers Stadium was imploded as the new stadium structure stood a mere 65-feet away.

January 17, 2001 – Installment of stanchions for the seats began and the stadium slowly filled up with seats soon after.



April 4, 2001 – Finish carpentry and millwork on interior of stadium got underway.



May 1-4, 2001 – The grass sod was planted as the field installment began, allowing more than three months for the grass to take root before the first football game will be played.

June 15, 2001 – Steelers reach naming rights agreement with Heinz and announce new stadium name as Heinz Field.

Did You Know:

- ✧ The size of Heinz Field is 1.49-million square feet.
- ✧ Heinz Field features the Great Hall, a fan interactive retail and entertainment area.
- ✧ Approximately 32 concession stands, one retail store and nine novelty stands will be located throughout the stadium.
- ✧ The stadium has seven passenger and two freight elevators, two escalators and four pedestrian ramps (at least one on each level).
- ✧ The stadium features more than 400 television sets, two video walls and a scoreboard video display measuring 48 feet by 27 feet and expanding 96 feet by 27 feet.
- ✧ There are two club lounges—one each on the east and west side of the stadium. Each is designed as a three-story atrium space with a large bar, beverage kiosks, specialty food stands and a video wall. The Lounges convert into banquet space for large and small gatherings.
- ✧ There will be 25 men's and women's restrooms, double the number of Three Rivers Stadium.
- ✧ There are four locker rooms—the Steelers, the Pittsburgh Panthers and one each for the visiting NFL team and college team.
- ✧ The Steelers locker room is 6,000 square feet and includes 60 lockers.
- ✧ The playing surface:
 - Has 2.04 acres of natural grass
 - Is 60 feet from the sideline to first-row spectators
 - Is 25 feet from end zone to first-row of spectators
- ✧ The stadium is comprised of:
 - 48,000 cubic yards of pre-cast concrete
 - 12,000 tons of structural steel
 - 10,442 lineal feet of augurcast piles
 - 1,100 doors
 - 7 miles of railing
 - 1.85 miles of drainage, irrigation and heating pipes under the natural grass surface



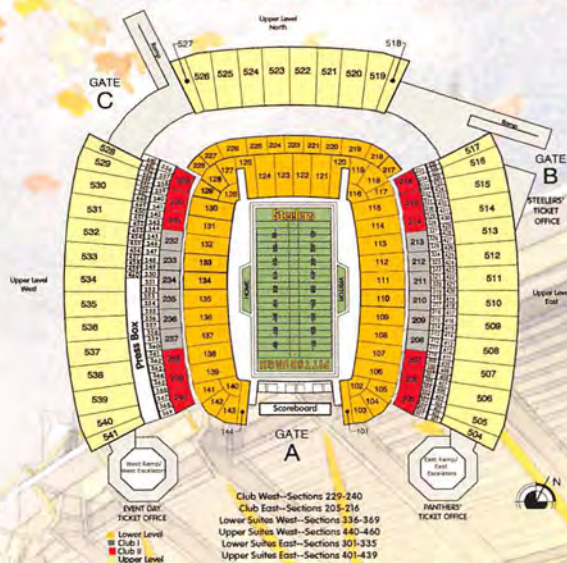
July 24, 2001 – Elevator and escalator installation completed.

July 27, 2001 – Scoreboard is to be completed with controls and tested. Approximately 400 TVs are installed.

August 1, 2001 – Stadium to be completed and handed over to Steelers.

July 24, 2001 – Stadium seating completed.

A Look Inside Heinz Field



Amenities Galore

The Steelers new stadium is a state-of-the-art facility that offers Steelers fans with the finest amenities in sports venues.

Fans will quickly experience many of these features before getting to their seats. For example the stadium concourses are nearly double the width of the ones at Three Rivers, enabling quick trips to and from the seats.

There will also be twice as many restrooms, and each one will be larger with more facilities. Approximately 50 large concession stands stocked with favorite stadium food and merchandise offer about 200 points, more than four times the number at Three Rivers.

Steelers games are a great way for the Pittsburgh corporate community to entertain clients in the 129 suites.

The Club Seats are a new tradition for Steelers football. Located at the optimum viewing level along the sidelines, club seating features extra-wide seats and access to a spacious, climate-controlled lounge.

The three-story atrium club lounge behind the seating bowl offers special food and beverage options and an alternative for watching the game.

The lounges also are available for special events on non-game days.

The video scoreboard will be a fan favorite with its crystal clear replays and dynamic graphics.

What will set the

Heinz Field: Two Pittsburgh Icons

Two Pittsburgh traditions teamed to produce the name of the Steelers football stadium—Heinz Field.

The Steelers and Heinz reached a 20-year, \$57 million naming rights deal that was announced June 15, 2001 at a press conference at the new stadium.

Heinz, an international food company, has its North America headquarters and flagship factory located just a short distance from the new stadium that bears its name on Pittsburgh's Northside.

Steelers new stadium apart from others, though, are the terrific sightlines and the wonderful vista to the beautiful downtown skyline. Couple that with the great game action of Steelers football and fans will enjoy an experience like no other.

TABLE OF CONTENTS

Schedule	1
Media Information	1
Steelers Directory	2-3
Important Dates	3
NFL Week-by-Week	4-5
NFL FINAL STANDINGS	6
FOOTBALL STAFF	7-34
Bill Cowher Bio	8-13
Coaches/Scouts/Staff bios	14-34
2001 PLAYERS	35-230
Veterans Bios	36-201
First Year/Rookie Bios	202-224
Rosters	225-229
Pronunciation guide	229
Depth Chart	230
2000 IN REVIEW	231-254
Regular-Season Stats	232-233
Defensive Stats	234
Special-Teams Stats	235
Starting Lineups	236-237
Game Summaries	238-253
Season Highs	254
STEELERS HISTORY	255-310
History of the Steelers	256-260
Steelers in the Pro Bowl	261
Hall of Fame	262
Steelers in Overtime	263
Monday Night/	
Thursday Night Results	263
Steelers at Three Rivers	264
Misc. Wins/Losses	264
Opponents Scoring Highs	264
All-Time Attendance	265
Attendance Facts	266
Steelers MVPs	267
Regular-season Streaks	267
200-yard Rushers	267
AFC Central Div. Races	268-269
All-Time Steelers	
Jersey Numbers	270-273
Postseason Experience	273
Longest Plays	274
Opponents Longest Plays	275
Coldest/Warmest Games	275
The Last Time	276
68 Years with the Steelers	277-283
Where the Steelers Finished	283
Steelers Postseason History	284
Preseason Results	285-86
Steelers vs. Opponents	287-293
Steelers vs. NFC	293
Steelers All-Time Draft	294-298
Steelers QB Records	299
All-Time Roster	300-310
All-Time Head Coaches	300
All-Time Assistant Coaches	310
RECORDS	311-339
All-Time Leaders	312-313
Individual Records	314-326
Year-by-Year First Downs	327
Team Records	328-331
Year-by-Year Team Stats	332-333
Year-by-Year Leaders	334-339

2001 PITTSBURGH STEELERS SCHEDULE

PRESEASON

Date	Opponent	Time/Network
Friday, Aug. 3	at Atlanta Falcons	7:30 p.m. (KDKA-TV)
Thursday, Aug. 16	at Minnesota Vikings	8 p.m. (KDKA-TV)
Saturday, Aug. 25	DETROIT LIONS	1 p.m. (KDKA-TV)
Thursday, Aug. 30	BUFFALO BILLS	7:30 p.m. (KDKA-TV)

REGULAR SEASON

Sunday, Sept. 9	at Jacksonville Jaguars	1 p.m. (CBS)
Sunday, Sept. 16	CLEVELAND BROWNS	8:35 p.m. (ESPN)
Sunday, Sept. 23	OPEN	
Sunday, Sept. 30	at Buffalo Bills	1 p.m. (CBS)
Sunday, Oct. 7	CINCINNATI BENGALS	1 p.m. (CBS)
Sunday, Oct. 14	at Kansas City Chiefs	1 p.m. (CBS)
Sunday, Oct. 21	at Tampa Bay Bucs	1 p.m. (CBS)
Monday, Oct. 29	TENNESSEE TITANS	9 p.m. (ABC/MNF)
Sunday, Nov. 4	BALTIMORE RAVENS	1 p.m. (CBS)
Sunday, Nov. 11	at Cleveland Browns	1 p.m. (CBS)
Sunday, Nov. 18	JACKSONVILLE JAGS	4:05 p.m. (CBS)
Sunday, Nov. 25	at Tennessee Titans	1 p.m. (CBS)
Sunday, Dec. 2	MINNESOTA VIKINGS	1 p.m. (FOX)
Sunday, Dec. 9	NEW YORK JETS	4:15 p.m. (CBS)
Sunday, Dec. 16	at Baltimore Ravens	8:35 p.m. (ESPN)
Sunday, Dec. 23	DETROIT LIONS	1 p.m. (FOX)
Sunday, Dec. 30	at Cincinnati Bengals	1 p.m. (CBS)

MEDIA INFORMATION

CREDENTIALS: Requests for game credentials should be made in writing to Ron Wahl, communications coordinator, Pittsburgh Steelers, 3400 South Water Street, Pittsburgh, PA 15203, or by fax at (412) 432-7878. Requests should be received two weeks prior to a home game.

WILL-CALL: The will-call window is located on street level at the West Ramp near Gate A. The media entrance is located at the Steelers main executive office entrance near the West Ramp at Gate A. Both open 90 minutes prior to kickoff.

IMPORTANT NUMBERS:

Media Relations: (412) 432-7820
 Ron Wahl: (412) 432-7821
 Dave Lockett: (412) 432-7822
 Vicky Iuni: (412) 432-7820
 Fax Number: (412) 432-7878
 Ticket Office: (412) 323-1200
 Training Facility Main Switchboard:
 (412) 432-7800



STEELERS DIRECTORY**ADMINISTRATION****DANIEL M. ROONEY**

President

ARTHUR J. ROONEY II

Vice President and General Counsel

JOHN R. MCGINLEY

Vice President

ARTHUR J. ROONEY JR.

Vice President

CHARLES H. NOLL

Administration Advisor

FRONT OFFICE**MARK HART**

Director of Business

JIM ELLENBERGER

Business Accounting Coordinator

GERALDINE GLENN

Human Relations/Office Coordinator

OMAR KHAN

Business Coordinator

JODIE SPAGNOLLI

Accounting Manager

RON WAHL

Communications Coordinator

DAVID LOCKETT

Public Relations/Media Manager

SCOTT PHELPS

Network Administrator

COACHING STAFF**BILL COWHER**

Head Coach

TIM LEWIS

Defensive Coordinator

MIKE MULARKEY

Offensive Coordinator

MIKE ARCHER

Linebackers Coach

TOM CLEMENTS

Quarterbacks Coach

RUSS GRIMM

Offensive Line Coach

JAY HAYES

Special Teams Coach

DICK HOAK

Running Backs Coach

KENNY JACKSON

Wide Receivers Coach

JOHN MITCHELL

Defensive Line Coach

KEN WHISENHUNT

Tight Ends Coach

WILLY ROBINSON

Defensive Backs Coach

LOU SPANOS

Defensive Assistant

MIKE MILLER

Offensive Assistant

CHET FUHRMAN

Conditioning Coach

FOOTBALL OPERATIONS**KEVIN COLBERT**

Director of Football Operations

BILL BAKER

College Scouting Coordinator

DOUG WHALEY

Pro Scouting Coordinator

PHIL KREIDLER

Pro/College Scout

MARK GORSKAC

College Scout

BOB LANE

College Scout

BRUCE McNORTON

College Scout

DAN ROONEY

College Scout

KELVIN FISHER

Blesto Scout

TRAINING STAFF**JOHN NORWIG**

Head Athletic Trainer

RYAN GROVE

Assistant Athletic Trainer

MEDICAL STAFF**DR. RANDY BEATTY**

Ophthalmologist

DR. JAMES P. BRADLEY

Physician, Orthopedic

DR. JOSEPH MAROON

Neurological Surgeon

DR. RICHARD RYDZE

Physician, M.D.

DR. ABRAHAM J. TWERSKI

Physician, Consultant

DR. ANTHONY P. YATES

Physician, M.D.

OFFICE STAFF**CHRISSY BULGER****MIA DAUDET****VICKY IUNI****STACIE LAWRENCE****DIANE LOWE****MAUREEN MANNION****MEGHAN MATESA****KAREN MERCALDE****CAROLYN SCAIFE****HOME FIELD:**

Heinz Field (65,000)

TRAINING CAMP:

Saint Vincent College

Latrobe, PA 15650

FOOTBALL OFFICES:**UPMC SPORTS PERFORMANCE COMPLEX**

3400 South Water Street

Pittsburgh, PA 15203

(412) 432-7800

Media Relations FAX: (412) 432-7878

Ticket Office: (412) 323-1200

STEELERS DIGEST**OFFICIAL STEELERS FAN CLUB**

Phone: (800) 334-4005

FOOTBALL STAFF**ANTHONY GRIGGS**

Player Development

RODGERS FREYVOGEL

Equipment Manager

RICH BAKER

Field Manager

PAUL GALLAGHER

Field/Equipment Assistant

BOB MCCARTNEY

Video Coordinator

ANDY LIZANICH

Video Assistant

ROB BRACKEL

Video Assistant

MIKE FABUS

Photographer

STADIUM DIRECTORY

STADIUM OPERATIONS

JIM SACCO

Director of Stadium Management

BRYAN MICHAELS

Stadium Finance Coordinator

ROB THOMPSON

Event Operations Coordinator

GEORGE KIRBY

Event Operations Assistant

BRIAN OPACIC

Stadium Operations Coordinator

DON COLTON

Stadium Operations Assistant

BERNIE DeLUCA

Suite Manager

LISA WEINZETL

Club Seats Manager

TIM KEENE

Playing Surface Manager

BRAD SEDOR

Playing Surface Staff

CHRIS ECTON

Playing Surface Staff

HEIDI EDWARDS

Stadium Project Coordinator

MARKETING AND MERCHANDISING

TONY QUATRINI

Director of Marketing

RICK GIUGLIANO

Marketing Coordinator

TIM CAREY

Merchandising Manager

SAM ROGIERO

Assistant Merchandising Manager

JOHN WODAREK

Marketing Assistant

RICK FAIRBEND

Producer/Broadcasting Manager

LYNNE MOLYNEAUX

Marketing/Community Relations Manager

JOHN SIMPSON

Marketing Assistant

MIKE MARCHINSKY

Marketing Assistant

TICKET OPERATIONS

BRIAN BONIFATE

Ticket Manager

OFFICE STAFF

ADAM BONIFATE

AMY COTROPIA

LIBBY PATCHER

CONNIE ROSE

ELLIE SHAM

IMPORTANT DATES

July 19—Team Reports to Camp

Aug. 3—Preseason Opener at Atlanta

Aug. 4—Hall of Fame Induction Ceremony,
Canton, Ohio

Aug. 16—Preseason Game at Minnesota

Aug. 15—Team breaks camp

Aug. 25—Preseason Home Opener vs.
Detroit

Aug. 28—Roster cutdown to 65 players

Sept. 2—Roster cutdown to 53 players

Sept. 2—NFL Europe League exemptions
expire

Sept. 3—Clubs may establish practice
squad of five players

Sept. 9-10—Regular Season opens

Sept. 16—Inaugural Game at Heinz Field
vs. Cleveland
(ESPN)

Oct. 10—Trading deadline (4 p.m., ET)



Heinz Field

100 Art Rooney Avenue

Pittsburgh, PA 15212-5721

Main Switchboard: (412) 323-1200

PSSI Stadium Corp.

HEINZ FIELD

900 Art Rooney Avenue

Pittsburgh, PA 15212-5775



WWW.STEELERS.COM



2001 NATIONAL FOOTBALL LEAGUE SCHEDULE

SUNDAY, SEPTEMBER 9

(FOX-TV WEEKEND)

(OPEN DATE: ARIZONA)

1. ATLANTA AT SAN FRANCISCO 1:15
2. CAROLINA AT MINNESOTA 12:00
3. CHICAGO AT BALTIMORE 1:00
4. DETROIT AT GREEN BAY 12:00
5. INDIANAPOLIS AT N.Y. JETS 1:00
6. N. ENGLAND AT CINCINNATI 1:00
7. NEW ORLEANS AT BUFFALO 1:00
8. OAKLAND AT KANSAS CITY 12:00
9. PITTSBURGH AT JACKSONVILLE 1:00
10. ST. LOUIS AT PHILADELPHIA 4:15
11. SEATTLE AT CLEVELAND 1:00
12. TAMPA BAY AT DALLAS 12:00
13. WASHINGTON AT SAN DIEGO 1:15

SUNDAY NIGHT, SEPTEMBER 9

14. MIAMI AT TENNESSEE 7:30

MONDAY, SEPTEMBER 10

15. N.Y. GIANTS AT DENVER 7:00

SUNDAY, SEPTEMBER 16

(CBS-TV WEEKEND)

(OPEN DATE: SAN DIEGO)

16. ARIZONA AT WASHINGTON 1:00
17. ATLANTA AT ST. LOUIS 3:05
18. BUFFALO AT MIAMI 1:00
19. CINCINNATI AT TENNESSEE 12:00
20. DALLAS AT DETROIT 1:00
21. DENVER AT INDIANAPOLIS 12:00
22. GREEN BAY AT N.Y. GIANTS 1:00
23. JACKSONVILLE AT CHICAGO 3:15
24. KANSAS CITY AT SEATTLE 1:15
25. NEW ENGLAND AT CAROLINA 1:00
26. N.Y. JETS AT OAKLAND 1:15
27. PHILADELPHIA AT TAMPA BAY 1:00
28. SAN FRAN. AT NEW ORLEANS 12:00

SUNDAY NIGHT, SEPTEMBER 16

29. CLEVELAND AT PITTSBURGH 8:30

MONDAY, SEPTEMBER 17

30. MINNESOTA AT BALTIMORE 9:00

SUNDAY, SEPTEMBER 23

(FOX-TV WEEKEND)

(OPEN DATES: NEW ORLEANS, PITTSBURGH, TAMPA BAY)

31. BALTIMORE AT CINCINNATI 1:00
32. BUFFALO AT INDIANAPOLIS 12:00
33. CAROLINA AT ATLANTA 1:00
34. DETROIT AT CLEVELAND 1:00
35. MINNESOTA AT CHICAGO 12:00
36. N.Y. GIANTS AT KANSAS CITY 12:00
37. N.Y. JETS AT NEW ENGLAND 4:05
38. OAKLAND AT MIAMI 1:00
39. PHILADELPHIA AT SEATTLE 1:15
40. ST. LOUIS AT SAN FRANCISCO 1:15
41. SAN DIEGO AT DALLAS 12:00
42. TENNESSEE AT JACKSONVILLE 1:00

SUNDAY NIGHT, SEPTEMBER 23

43. DENVER AT ARIZONA 5:30

MONDAY, SEPTEMBER 24

44. WASHINGTON AT GREEN BAY 8:00

SUNDAY, SEPTEMBER 30

(CBS-TV WEEKEND)

(OPEN DATES: CHICAGO, DETROIT, TENNESSEE)

45. ATLANTA AT ARIZONA 1:05
46. BALTIMORE AT DENVER 2:15
47. CINCINNATI AT SAN DIEGO 1:15
48. CLEVELAND AT JACKSONVILLE 4:15
49. GREEN BAY AT CAROLINA 1:00
50. INDIANAPOLIS AT N. ENGLAND 1:00
51. KANSAS CITY AT WASH. 1:00
52. MIAMI AT ST. LOUIS 12:00
53. NEW ORLEANS AT N.Y. GIANTS 1:00
54. PITTSBURGH AT BUFFALO 1:00
55. SEATTLE AT OAKLAND 1:15
56. TAMPA BAY AT MINNESOTA 12:00

SUNDAY NIGHT, SEPTEMBER 30

57. DALLAS AT PHILADELPHIA 8:30

MONDAY, OCTOBER 1

58. SAN FRANCISCO AT N.Y. JETS 9:00

SUNDAY, OCTOBER 7

(FOX-TV WEEKEND)

(OPEN DATES: DALLAS, INDIANAPOLIS, OAKLAND)

59. ARIZONA AT PHILADELPHIA 1:00
60. CHICAGO AT ATLANTA 1:00
61. CINCINNATI AT PITTSBURGH 1:00
62. GREEN BAY AT TAMPA BAY 4:15
63. JACKSONVILLE AT SEATTLE 1:05
64. KANSAS CITY AT DENVER 2:05
65. MINNESOTA AT NEW ORLEANS 12:00
66. NEW ENGLAND AT MIAMI 1:00
67. N.Y. JETS AT BUFFALO 4:05
68. SAN DIEGO AT CLEVELAND 1:00
69. TENNESSEE AT BALTIMORE 1:00
70. WASHINGTON AT N.Y. GIANTS 1:00

SUNDAY NIGHT, OCTOBER 7

71. CAROLINA AT SAN FRAN. 5:30

MONDAY, OCTOBER 8

72. ST. LOUIS AT DETROIT 9:00

SUNDAY, OCTOBER 14

(CBS-TV WEEKEND)

(OPEN DATES: BUFFALO, JACKSONVILLE, PHILADELPHIA)

73. ARIZONA AT CHICAGO 12:00
74. BALTIMORE AT GREEN BAY 12:00
75. CLEVELAND AT CINCINNATI 1:00
76. DENVER AT SEATTLE 1:15
77. DETROIT AT MINNESOTA 12:00
78. MIAMI AT N.Y. JETS 4:15
79. NEW ORLEANS AT CAROLINA 1:00
80. N.Y. GIANTS AT ST. LOUIS 12:00
81. PITTSBURGH AT KANSAS CITY 12:00
82. SAN DIEGO AT NEW ENGLAND 1:00
83. SAN FRANCISCO AT ATLANTA 1:00
84. TAMPA BAY AT TENNESSEE 12:00

SUNDAY NIGHT, OCTOBER 14

85. OAKLAND AT INDIANAPOLIS 7:30

MONDAY, OCTOBER 15

86. WASHINGTON AT DALLAS 8:00

THURSDAY, OCTOBER 18

(FOX-TV WEEKEND)

(OPEN DATES: MIAMI, SAN FRANCISCO, SEATTLE)

87. BUFFALO AT JACKSONVILLE 8:30

SUNDAY, OCTOBER 21

88. ATLANTA AT NEW ORLEANS 12:00
89. BALTIMORE AT CLEVELAND 1:00
90. CAROLINA AT WASHINGTON 1:00
91. CHICAGO AT CINCINNATI 1:00
92. DALLAS AT OAKLAND 1:15
93. DENVER AT SAN DIEGO 1:05
94. GREEN BAY AT MINNESOTA 3:15
95. KANSAS CITY AT ARIZONA 1:05
96. N. ENGLAND AT INDIANAPOLIS 12:00
97. PITTSBURGH AT TAMPA BAY 1:00
98. ST. LOUIS AT N.Y. JETS 1:00
99. TENNESSEE AT DETROIT 1:00

MONDAY, OCTOBER 22

100. PHILADELPHIA AT N.Y. GIANTS 9:00

SUNDAY, OCTOBER 28

(CBS-TV WEEKEND)

(OPEN DATES: ATLANTA, CLEVELAND, GREEN BAY)

101. ARIZONA AT DALLAS 3:05
102. BUFFALO AT SAN DIEGO 1:15
103. CINCINNATI AT DETROIT 1:00
104. INDIANAPOLIS AT KANSAS CITY 12:00
105. JACKSONVILLE AT BALTIMORE 1:00
106. MIAMI AT SEATTLE 1:15
107. MINNESOTA AT TAMPA BAY 1:00
108. NEW ENGLAND AT DENVER 2:15
109. NEW ORLEANS AT ST. LOUIS 12:00
110. N.Y. JETS AT CAROLINA 1:00
111. OAKLAND AT PHILADELPHIA 4:15
112. SAN FRANCISCO AT CHICAGO 12:00

SUNDAY NIGHT, OCTOBER 28

113. N.Y. GIANTS AT WASHINGTON 8:30

MONDAY, OCTOBER 29

114. TENNESSEE AT PITTSBURGH 9:00

SUNDAY, NOVEMBER 4

(CBS-TV WEEKEND)

(OPEN DATES: CINCINNATI, MINNESOTA, ST. LOUIS)

115. BALTIMORE AT PITTSBURGH 1:00
116. CAROLINA AT MIAMI 1:00
117. CLEVELAND AT CHICAGO 12:00
118. DALLAS AT N.Y. GIANTS 1:00
119. DETROIT AT SAN FRANCISCO 1:05
120. INDIANAPOLIS AT BUFFALO 4:15
121. JACKSONVILLE AT TENNESSEE 12:00
122. KANSAS CITY AT SAN DIEGO 1:15
123. NEW ENGLAND AT ATLANTA 1:00
124. PHILADELPHIA AT ARIZONA 2:05
125. SEATTLE AT WASHINGTON 4:15
126. TAMPA BAY AT GREEN BAY 12:00

SUNDAY NIGHT, NOVEMBER 4

127. N.Y. JETS AT NEW ORLEANS 7:30

MONDAY, NOVEMBER 5

128. DENVER AT OAKLAND 6:00

2001 NATIONAL FOOTBALL LEAGUE SCHEDULE

SUNDAY, NOVEMBER 11

(FOX-TV WEEKEND)

(OPEN DATE: WASHINGTON)

129. BUFFALO AT NEW ENGLAND	1:00
130. CAROLINA AT ST. LOUIS	12:00
131. CINCINNATI AT JACKSONVILLE	1:00
132. DALLAS AT ATLANTA	1:00
133. GREEN BAY AT CHICAGO	12:00
134. KANSAS CITY AT N.Y. JETS	1:00
135. MIAMI AT INDIANAPOLIS	1:00
136. MINNESOTA AT PHILADELPHIA	4:15
137. NEW ORLEANS AT SAN FRAN.	1:15
138. N.Y. GIANTS AT ARIZONA	2:15
139. PITTSBURGH AT CLEVELAND	1:00
140. SAN DIEGO AT DENVER	2:05
141. TAMPA BAY AT DETROIT	1:00

SUNDAY NIGHT, NOVEMBER 11

142. OAKLAND AT SEATTLE	5:30
-------------------------	------

MONDAY, NOVEMBER 12

143. BALTIMORE AT TENNESSEE	8:00
-----------------------------	------

SUNDAY, NOVEMBER 18

(FOX-TV WEEKEND)

(OPEN DATE: KANSAS CITY)

144. ATLANTA AT GREEN BAY	12:00
145. CHICAGO AT TAMPA BAY	1:00
146. CLEVELAND AT BALTIMORE	1:00
147. DETROIT AT ARIZONA	2:15
148. INDIANAPOLIS AT NEW ORLEANS	12:00
149. JACKSONVILLE AT PITTSBURGH	4:05
150. N.Y. JETS AT MIAMI	1:00
151. PHILADELPHIA AT DALLAS	12:00
152. SAN DIEGO AT OAKLAND	1:05
153. SAN FRAN. AT CAROLINA	1:00
154. SEATTLE AT BUFFALO	1:00
155. TENNESSEE AT CINCINNATI	1:00
156. WASHINGTON AT DENVER	2:15

SUNDAY NIGHT, NOVEMBER 18

157. ST. LOUIS AT NEW ENGLAND	8:30
-------------------------------	------

MONDAY, NOVEMBER 19

158. N.Y. GIANTS AT MINNESOTA	8:00
-------------------------------	------

THURSDAY, NOVEMBER 22

(CBS-TV WEEKEND)

(OPEN DATE: NY JETS)

159. GREEN BAY AT DETROIT	12:30
160. DENVER AT DALLAS	3:05

SUNDAY, NOVEMBER 25

161. ARIZONA AT SAN DIEGO	1:05
162. ATLANTA AT CAROLINA	1:00
163. BALTIMORE AT JACKSONVILLE	1:00
164. CINCINNATI AT CLEVELAND	1:00
165. MIAMI AT BUFFALO	1:00
166. NEW ORLEANS AT N. ENGLAND	4:05
167. OAKLAND AT N.Y. GIANTS	4:15
168. PITTSBURGH AT TENNESSEE	12:00
169. SAN FRAN. AT INDIANAPOLIS	1:00
170. SEATTLE AT KANSAS CITY	12:00
171. WASHINGTON AT PHILADELPHIA	1:00

SUNDAY NIGHT, NOVEMBER 25

172. CHICAGO AT MINNESOTA	7:30
---------------------------	------

MONDAY, NOVEMBER 26

173. TAMPA BAY AT ST. LOUIS	8:00
-----------------------------	------

THURSDAY, NOVEMBER 29

(FOX-TV WEEKEND)

(OPEN DATE: NY GIANTS)

174. PHILADELPHIA AT KANSAS CITY	7:30
----------------------------------	------

SUNDAY, DECEMBER 2

175. ARIZONA AT OAKLAND	1:15
176. CAROLINA AT NEW ORLEANS	12:00
177. DALLAS AT WASHINGTON	4:15
178. DENVER AT MIAMI	1:00
179. DETROIT AT CHICAGO	12:00
180. INDIANAPOLIS AT BALTIMORE	1:00
181. MINNESOTA AT PITTSBURGH	1:00
182. NEW ENGLAND AT N.Y. JETS	1:00
183. ST. LOUIS AT ATLANTA	1:00
184. SAN DIEGO AT SEATTLE	1:05
185. TAMPA BAY AT CINCINNATI	1:00
186. TENNESSEE AT CLEVELAND	1:00

SUNDAY NIGHT, DECEMBER 2

187. BUFFALO AT SAN FRANCISCO	5:30
-------------------------------	------

MONDAY, DECEMBER 3

188. GREEN BAY AT JACKSONVILLE	9:00
--------------------------------	------

SUNDAY, DECEMBER 9

(CBS-TV WEEKEND)

(OPEN DATE: BALTIMORE)

189. CAROLINA AT BUFFALO	1:00
190. CHICAGO AT GREEN BAY	12:00
191. CLEVELAND AT NEW ENGLAND	1:00
192. DETROIT AT TAMPA BAY	1:00
193. JACKSONVILLE AT CINCINNATI	1:00
194. KANSAS CITY AT OAKLAND	1:15
195. NEW ORLEANS AT ATLANTA	1:00
196. N.Y. GIANTS AT DALLAS	12:00
197. N.Y. JETS AT PITTSBURGH	4:15
198. SAN DIEGO AT PHILADELPHIA	1:00
199. SAN FRAN. AT ST. LOUIS	12:00
200. TENNESSEE AT MINNESOTA	12:00
201. WASHINGTON AT ARIZONA	2:05

SUNDAY NIGHT, DECEMBER 9

202. SEATTLE AT DENVER	6:30
------------------------	------

MONDAY, DECEMBER 10

203. INDIANAPOLIS AT MIAMI	9:00
----------------------------	------

SATURDAY, DECEMBER 15

(FOX-TV WEEKEND)

(OPEN DATE: CAROLINA)

204. ARIZONA AT N.Y. GIANTS	12:30
205. OAKLAND AT SAN DIEGO	1:00

SUNDAY, DECEMBER 16

206. ATLANTA AT INDIANAPOLIS	1:00
207. CINCINNATI AT N.Y. JETS	1:00
208. DALLAS AT SEATTLE	1:15
209. DENVER AT KANSAS CITY	12:00
210. GREEN BAY AT TENNESSEE	3:15
211. JACKSONVILLE AT CLEVELAND	1:00
212. MIAMI AT SAN FRANCISCO	1:05
213. MINNESOTA AT DETROIT	1:00
214. NEW ENGLAND AT BUFFALO	1:00
215. PHILADELPHIA AT WASH.	1:00
216. TAMPA BAY AT CHICAGO	12:00

SUNDAY NIGHT, DECEMBER 16

217. PITTSBURGH AT BALTIMORE	8:30
------------------------------	------

MONDAY, DECEMBER 17

218. ST. LOUIS AT NEW ORLEANS	8:00
-------------------------------	------

SATURDAY, DECEMBER 22

(CBS-TV WEEKEND)

(OPEN DATE: DENVER)

219. MIAMI AT NEW ENGLAND	12:30
220. PHILADELPHIA AT SAN FRAN.	1:00
221. TENNESSEE AT OAKLAND	8:00

SUNDAY, DECEMBER 23

222. BUFFALO AT ATLANTA	1:00
223. CHICAGO AT WASHINGTON	1:00
224. CINCINNATI AT BALTIMORE	1:00
225. CLEVELAND AT GREEN BAY	12:00
226. DALLAS AT ARIZONA	2:05
227. DETROIT AT PITTSBURGH	1:00
228. JACKSONVILLE AT MINNESOTA	3:15
229. NEW ORLEANS AT TAMPA BAY	1:00
230. ST. LOUIS AT CAROLINA	1:00
231. SAN DIEGO AT KANSAS CITY	12:00
232. SEATTLE AT N.Y. GIANTS	1:00

SUNDAY NIGHT, DECEMBER 23

233. N.Y. JETS AT INDIANAPOLIS	8:30
--------------------------------	------

SATURDAY, DECEMBER 29

(CBS-TV WEEKEND)

(OPEN DATE: NEW ENGLAND)

234. BALTIMORE AT TAMPA BAY	9:00
-----------------------------	------

SUNDAY, DECEMBER 30

235. ARIZONA AT CAROLINA	1:00
236. ATLANTA AT MIAMI	1:00
237. BUFFALO AT N.Y. JETS	1:00
238. CHICAGO AT DETROIT	1:00
239. CLEVELAND AT TENNESSEE	12:00
240. INDIANAPOLIS AT ST. LOUIS	12:00
241. KANSAS CITY AT JACKSONVILLE	1:00
242. MINNESOTA AT GREEN BAY	12:00
243. N.Y. GIANTS AT PHILADELPHIA	1:05
244. OAKLAND AT DENVER	2:15
245. PITTSBURGH AT CINCINNATI	1:00
246. SAN FRANCISCO AT DALLAS	12:00
247. SEATTLE AT SAN DIEGO	1:15

SUNDAY NIGHT, DECEMBER 30

248. WASHINGTON AT NEW ORLEANS	7:30
--------------------------------	------

 2001 POSTSEASON **JANUARY 5-6, 2002**

WILDCARD GAMES

JANUARY 12-13, 2002

DIVISIONAL PLAYOFFS

JANUARY 20, 2002

AFC AND NFC CHAMPIONSHIP GAMES

JANUARY 27, 2002SUPER BOWL XXXVII, LOUISIANA
SUPERDOME**FEBRUARY 3, 2002**

AFC-NFC PRO BOWL, HONOLULU, HAWAII



2000 FINAL NFL REGULAR-SEASON STANDINGS

AMERICAN FOOTBALL CONFERENCE

Eastern Division

	W	L	T	Pct.	Pts.	OP
Miami*	11	5	0	.688	323	226
Indianapolis#	10	6	0	.625	429	326
New York Jets	9	7	0	.562	321	321
Buffalo	8	8	0	.500	315	350
New England	5	11	0	.312	276	338

Central Division

	W	L	T	Pct.	Pts.	OP
Tennessee*	13	3	0	.812	346	191
Baltimore#	12	4	0	.750	333	165
Pittsburgh	9	7	0	.562	321	255
Jacksonville	7	9	0	.438	367	327
Cincinnati	4	12	0	.250	185	359
Cleveland	3	13	0	.188	161	419

Western Division

	W	L	T	Pct.	Pts.	OP
Oakland*	12	4	0	.750	479	299
Denver#	11	5	0	.688	485	369
Kansas City	7	9	0	.438	355	354
Seattle	6	10	0	.375	320	405
San Diego	1	15	0	.062	269	440

* Clinched division title

Clinched playoff berth

WILD CARD PLAYOFFS

AFC: MIAMI 23, Indianapolis 17 (OT)

NFC: NEW ORLEANS 31, St. Louis 28

AFC: BALTIMORE 21, Denver 3

NFC: PHILADELPHIA 21, Tampa Bay 3

DIVISIONAL PLAYOFFS

AFC: OAKLAND 27, Miami 0

NFC: MINNESOTA 34, New Orleans 16

AFC: Baltimore 24, TENNESSEE 10

NFC: NEW YORK GIANTS 20, Philadelphia 10

AFC CHAMPIONSHIP GAME: Baltimore 16, OAKLAND 3

NFC CHAMPIONSHIP GAME: NEW YORK GIANTS 41, Minnesota 0

SUPER BOWL XXXV: Baltimore 34, NEW YORK GIANTS 7 (Raymond James Stadium, Tampa, FL)

AFC-NFC PRO BOWL: AFC 38, NFC 17 (Aloha Stadium, Honolulu, HI)

NATIONAL FOOTBALL CONFERENCE

Eastern Division

	W	L	T	Pct.	Pts.	OP
New York Giants*	12	4	0	.750	328	246
Philadelphia#	11	5	0	.688	351	245
Washington	8	8	0	.500	281	269
Dallas	5	11	0	.312	294	361
Arizona	3	13	0	.062	210	443


Central Division

	W	L	T	Pct.	Pts.	OP
Minnesota*	11	5	0	.688	397	371
Tampa Bay#	10	6	0	.625	388	269
Green Bay	9	7	0	.562	353	323
Detroit	9	7	0	.562	307	307
Chicago	5	11	0	.312	216	355

Western Division

	W	L	T	Pct.	Pts.	OP
New Orleans*	10	6	0	.625	354	305
St. Louis#	10	6	0	.625	540	471
Carolina	7	9	0	.438	310	310
San Francisco	6	10	0	.375	388	422
Atlanta	4	12	0	.250	252	413





FOOTBALL STAFF

**COWHER**

BILL COWHER

Head Coach

Bill Cowher thrives on challenges.

In his five-year NFL playing career, he was the classic overachiever; an undrafted free agent, he carved out a gritty playing career as a special-teams standout and reserve linebacker who overcame a knee injury that forced him to miss an entire season.

Then came his coaching career. Cowher ascended from the coaching ranks as a special teams coach to defensive coordinator to become one of the youngest head coaches ever named to an NFL head-coaching post.

Cowher again battled the odds in 2000.

After achieving great success in his first six seasons as the Steelers head coach, the team experienced two sub-par seasons in 1998 and '99. Many predicted the same for the 2000 Steelers—or worse.

But, Cowher had a different resolve. Determined to reverse the fortunes of the past two seasons, Cowher re-dedicated himself—and the team. He instilled a commitment and focus that were earmarks of teams from Cowher's first six campaigns. A rigorous offseason conditioning program and an intense, physical training camp characterized the 2000 team.

After an 0-3 start, the critics seemed prophetic. But, Cowher once again met the challenge and rallied the team to a 9-4 finish, a surge that kept the Steelers in playoff contention up to the last game of the season.

Some consider it one of Cowher's best coaching efforts in a impressive head-coaching career.

Although, just 44 years old, Cowher already has established himself among the elite of current NFL coaches.

His nine-year reign as the Steelers head coach ties him with Dennis Green of the Minnesota Vikings for the longest current tenure with any NFL team.

In his first six seasons, Cowher joined the legendary Paul Brown as the only head coach to lead a team to six straight trips to the playoffs in his first six seasons as a head coach. Additionally, Cowher's .597 winning percentage (86-58) ranks fourth among active coaches with at least 75 victories. For his career, Cowher's overall record is a respectable 91-64 (.587), which ranks sixth among active coaches.

Cowher earned his 50th regular-season win Nov. 3, 1996 in his 73rd game to become the eighth-fastest coach in NFL history to reach 50 wins. Presently with 91 career wins, Cowher moved into second in team victories behind Chuck



Noll (209 wins) during his fifth season when he recorded his 57th win. In 1997, Cowher surpassed Ray Parker's 105 games for the second-most games (155) as the Steelers head coach. Only Noll (366 games) led the Steelers longer.

Under Cowher's guidance, the Steelers have featured a trademark running attack and a solid, aggressive defense. During his nine seasons as head coach, the team has averaged a league-leading 132.7 rushing yards a game and ranks seventh with an average of 324 yards a game in total offense. In that same period, the offense churned out 57 100-yard rushing games—second only to Detroit's 60. Since 1992, the Steelers are the only team to gain more than 19,200 yards rushing (19,242).

Cowher has built a defense that mirrors his fiery attitude. In the 144 regular-season games since becoming head coach, the defense has allowed an average of 97.3 rushing yards a game and 210 yards passing.

While Cowher has experienced much success in his coaching career, two of the last three seasons have been disappointing. The 1999 season marked his second straight losing season. In a year that began with a 2-0 start and high expectations, the 1999 Steelers ended with a lackluster 1-7 finish and a 6-10 record, the worst of Cowher's career.

In 1998, Cowher experienced uncharted territory. For the first time in his head-coaching career, the Steelers did not make the playoffs. Nevertheless, despite several key injuries throughout the season, especially along the offensive line, the team remained competitive and had opportunities to clinch a playoff berth until the 15th week of the season.

The elements heading into 1997 didn't favor the Steelers. Ten key players departed from the previous season. A new defensive coordinator was hired. A first-year quarterback took control of the offense. Still, the Steelers overcame these obstacles to post an 11-5 record, and Cowher led his team to their third home AFC Championship game in four seasons. The Steelers season ended with a 24-21 loss to the eventual-Super Bowl Champion Denver Broncos.

While the 1996 outcome didn't compare to the Super Bowl appearance of the previous season, it might have been one of the best coaching jobs of Cowher's young career. For the second straight season, Cowher was forced to overcome losses of key starting personnel on a team that already featured a re-tooled offense. During the course of the season, the Steelers had 14 starters miss 64 starts due to injury. Those adjustments forced Cowher to play 40 different starters throughout the season. Despite this adversity, Cowher led the Steelers to their fifth consecutive playoff berth and their fourth AFC Central title in five seasons.

In 1995, at the age of 38, the Pittsburgh-area native became the youngest head coach to lead his team to a Super Bowl. Along the way, Cowher's team captured its third AFC Central Division title in four years, made its fourth straight playoff appearance, and won the Steelers' first AFC title since 1979.

The Steelers' 11-5 regular-season record was the second best in the AFC which exceeded the expectations of most. In the offseason, the team lost seven



veterans through free agency and trades. They had to play four games without starting quarterback Neil O'Donnell and almost the entire season without 1994's starting cornerbacks Deon Figures and Rod Woodson, a perennial All-Pro. In addition, linebacker Chad Brown missed six games after a phenomenal start.

Despite the setbacks, Cowher was able to rally his team from a near-disastrous 3-4 start to an NFL-best eight-game winning streak and a bye in the first round of the playoffs. This was accomplished with a major change in both offensive and defensive strategies, as the Steelers made key adjustments to compensate for their personnel losses.

The 1995 Steelers led the AFC in scoring with 407 points and set eight new offensive team records. They led the NFL in time of possession (an average of 32:36). On defense, they established new team marks for fewest yards allowed rushing and fewest yards per game rushing (82.6/game). Their 22 interceptions were second most in the NFL.

Cowher was introduced as the Steelers head coach on January 21, 1992, 26 days after the retirement of Hall of Fame coach Chuck Noll. At the age of 34, Cowher was two years younger than Noll was upon becoming the Steelers head coach in 1969.

Cowher returned to his hometown following seven years as an assistant under Marty Schottenheimer in Cleveland and Kansas City. His appointment as the Steelers head coach immediately followed a three-year stint as defensive coordinator and linebackers coach for the Chiefs.

Cowher has 21 years of NFL experience, including five as a player, seven as an assistant coach and nine as a head coach. In his first 13 years of coaching, Cowher had never been associated with a team that posted a losing record. In fact, in 12 of his 16 seasons as a coach, Cowher's teams have advanced to the playoffs.

In his first year as head coach, Cowher was selected the 1992 National Football League's Coach of the Year by the Associated Press and *The Sporting News*. Cowher was also named Pittsburgh's Man of the Year in Sports by the Dapper Dan Club. He directed the Steelers to their first AFC Central Division crown in eight years with an 11-5 record, the team's best mark since they last won a Super Bowl in 1979. One of four AFC teams to win 11 games in 1992, the Steelers shared the best record in the conference as Cowher became one of only 12 coaches in NFL history to win 11 games in his first season as head coach.

The 1993 Steelers started slowly at 0-2, but six wins in the next seven games brought the team to a 6-3 mark and first place in the AFC Central division. On the final weekend of the regular season the Steelers claimed the final AFC Wild-Card berth after winning three of the last five games. Offensively, the team finished with the exact same AFC rankings as the previous year, but it improved from 21st to 13th in NFL passing rankings. The defense jumped from eighth to first in AFC total defense rankings, and from 17th to third in NFL run defense.

Cowher began his coaching career in 1985 with the Cleveland Browns. At age 28, he was the league's second-youngest assistant coach. He served on Schottenheimer's staff as the Browns special teams coach in 1985-86 and secondary coach in 1987-88. As secondary coach, Cowher's 1987 group produced 23 interceptions to tie for third in the AFC, while in 1988 the Cleveland defense ranked fourth overall in the conference. The following year Cowher joined Schottenheimer on the Kansas City coaching staff.

In 1989, Cowher's first season as a 32-year-old defensive coordinator, the Kansas City defense led the AFC and ranked second in the NFL in total defense. The following year the unit led the league in three categories with 60 sacks, 25 fumbles recovered and 45 takeaways. In 1991 the Chiefs ranked third in the conference and fifth overall in the NFL en route to a 10-6 finish and a Wild-Card playoff berth.

A former linebacker and special teams standout, Cowher enjoyed a five-year NFL playing career with the Browns (1980-82) and the Philadelphia Eagles (1983-84). He signed with Philadelphia in 1979 as an undrafted free-agent rookie, but was the last linebacker waived in training camp after playing in three preseason games. The following year he signed with Cleveland and earned a roster spot, playing in all 16 games, including two starts at inside linebacker.

Cowher sat out the 1981 campaign after suffering a season-ending knee injury in the third preseason game. Returning in 1982 as special teams captain, he started at outside linebacker in two games while playing in all nine contests.

Cowher was traded to Philadelphia prior to the start of the 1983 season (Aug. 21) for a ninth-round draft pick. He was selected the Eagles most valuable special teams player that year and played in all 16 games. In 1984, a knee injury kept him out of all but four games and ended his career as a player. Cowher returned to Cleveland the following season and began his coaching career as a member of Schottenheimer's Browns staff.

Cowher grew up in the Crafton area west of Pittsburgh. He is a 1975 graduate of Carlynton High School, where he excelled in football, basketball and track. He was selected honorable mention All-State in football as a senior before moving on to North Carolina State, where he earned four letters and was a three-year starter at linebacker. As a senior in 1978, Cowher was selected team captain and Most Valuable Player after leading the defense in tackles for the second straight year. He also received the 1978 Cary Brewbaker Award as the school's outstanding defensive lineman as selected by the coaching staff. In 1979, Cowher graduated with a bachelor of science degree in education.

William Laird Cowher was born May 8, 1957 in Pittsburgh. It was at North Carolina State that Cowher met his wife, Kaye. Also a graduate of North Carolina State, Kaye and her twin sister Faye played professional basketball for the New York Stars of the Women's Professional Basketball League. The Cowhers

have three daughters: Meagan Lyn (15), Lauren Marie (13), and Lindsay Morgan (10).

COWHER CAREER RECORD

Year	Team	Record	Position
1985	Cleveland Browns	8-8*	Special Teams Coach
1986	Cleveland Browns	12-4*	Special Teams Coach
1987	Cleveland Browns	10-5*	Secondary Coach
1988	Cleveland Browns	10-6*	Secondary Coach
1989	Kansas City Chiefs	8-7-1	Def. Coordinator/LBs Coach
1990	Kansas City Chiefs	11-5*	Def. Coordinator/LBs Coach
1991	Kansas City Chiefs	10-6*	Def. Coordinator/LBs Coach
1992	Pittsburgh Steelers	11-5*	Head Coach
1993	Pittsburgh Steelers	9-7*	Head Coach
1994	Pittsburgh Steelers	12-4*	Head Coach
1995	Pittsburgh Steelers	11-5*	Head Coach
1996	Pittsburgh Steelers	10-6*	Head Coach
1997	Pittsburgh Steelers	11-5*	Head Coach
1998	Pittsburgh Steelers	7-9	Head Coach
1999	Pittsburgh Steelers	6-10	Head Coach
2000	Pittsburgh Steelers	9-7	Head Coach

*Team earned playoff berth

THE STEELERS UNDER BILL COWHER

Regular Season

	Won	Lost	Tied	Pct.	Finish
1992	11	5	0	.688	AFC Central Champion
1993	9	7	0	.563	2nd, AFC Central (Wild Card)
1994	12	4	0	.750	AFC Central Champion
1995	11	5	0	.688	AFC Champion/AFC Central Champion
1996	10	6	0	.625	AFC Central Champion
1997	11	5	0	.688	AFC Central Champion
1998	7	9	0	.438	3rd in AFC Central
1999	6	10	0	.375	4th in AFC Central
2000	9	7	0	.563	3rd in AFC Central
Totals	86	58	0	.597	

Postseason

	Won	Lost	Pct.	Finish
1992	0	1	.000	Advanced to divisional round
1993	0	1	.000	Lost in wild card round
1994	1	1	.500	Advanced to Championship game
1995	2	1	.667	Advanced to Super Bowl
1996	1	1	.500	Advanced to divisional round
1997	1	1	.500	Advanced to Championship game
Totals	5	6	.455	

With six straight playoff berths from 1992-97, Cowher became the second head coach in NFL history to lead his team to the playoffs during his first six seasons as a head coach. The other was Paul Brown, Cleveland (1950-55).



Cowher vs. Individual Opponents

Team	Record
Cincinnati Bengals	13-5
Cleveland Browns	8-4
Tennessee Titans	8-10
Baltimore Ravens	7-3
San Diego Chargers	5-1
Jacksonville Jaguars	5-7
Atlanta Falcons	3-0
Indianapolis Colts	3-0
Oakland Raiders	3-0
New England Patriots	3-1
Buffalo Bills	3-2
Kansas City Chiefs	3-2
Miami Dolphins	3-2
New York Jets	2-0
Washington Redskins	2-0
Detroit Lions	2-1
Chicago Bears	2-1
Seattle Seahawks	2-3
New Orleans Saints	1-0
Arizona Cardinals	1-1
Carolina Panthers	1-1
New York Giants	1-1
St. Louis Rams	1-1
Denver Broncos	1-1
Green Bay Packers	1-2
Philadelphia Eagles	1-2
San Francisco 49ers	1-2
Tampa Bay Buccaneers	0-1
Dallas Cowboys	0-2
Minnesota Vikings	0-2
TOTALS	86-58

Cowher Misc. Won-Lost Records

Cowher vs. Division Opponents

Team	Record	Pct.
Cincinnati Bengals	13-5	.722
Baltimore Ravens	7-3	.700
Cleveland Browns	8-4	.667
Tennessee Oilers	8-10	.444
Jacksonville Jaguars	5-7	.417
Total	41-29	.586

Cowher's Overall Record

Year	Pre-Season	Regular Season	AFC Playoffs	Super Bowl
1992	2-2	11-5	0-1	
1993	2-3	9-7	0-1	
1994	1-3	12-4	1-1	
1995	1-3	11-5	2-0	0-1
1996	2-3	10-6	1-1	
1997	5-0	11-5	1-1	
1998	3-2	7-9		
1999	1-3	6-10		
2000	3-2	9-7		
Totals	20-21	86-58	5-5	0-1

Steelers in Close Games Since 1992

Year	7 pts.	3 pts.	1 pt.
1992	4-1	2-1	1-0
1993	3-1	2-0	1-0
1994	5-2	2-1	0-0
1995	3-2	3-0	0-0
1996	1-1	1-0	0-0
1997	5-2	3-2	1-0
1998	5-3	1-2	0-1
1999	2-5	1-2	0-1
2000	1-3	1-3	1-0
Total	29-20	16-11	4-2

Steelers

**LEWIS**

TIM LEWIS

Defensive Coordinator

Tim Lewis begins his second season as the Steelers defensive coordinator after a solid first year in his new role.

Under Lewis' guidance, the Steelers finished fifth in the AFC and seventh in the NFL in total defense. During one five-game stretch, the defense allowed no touchdowns and only 18 points. The defense also held opponents without a touchdown for 21 consecutive quarters, the second-longest such

streak in the NFL since 1970.

Lewis, a standout player at University of Pittsburgh and a former NFL All-Pro, was promoted to Steelers defensive coordinator on Feb. 8, 2000 after spending the previous five years as the team's defensive backs coach. He originally joined the Steelers Feb. 7, 1995 after spending two seasons coaching defensive backs at his alma mater.

Lewis has been instrumental in the development of current Steelers Chad Scott, Lee Flowers, Deshea Townsend and Dewayne Washington.

The 11th overall selection in the 1983 draft by the Green Bay Packers, Lewis was the first cornerback chosen that year. He played 52 games for the Packers, but suffered a career-ending neck injury in the fourth game of the 1986 season. He ended his career with 16 interceptions and twice led or shared the team lead in that category. His 99-yard interception return for a touchdown versus the Los Angeles Rams in 1984 still stands as a Packers' team record.

After his injury, Lewis entered the coaching ranks in 1987 as a graduate assistant at Texas A&M, where he remained for two years under his former college coach Jackie Sherrill. Five of his students found NFL success, including Dallas' 1992 first-round draft selection Kevin Smith.

Lewis coached defensive backs at Southern Methodist from 1989-92. He returned to his alma mater University of Pittsburgh in 1993 to coach the Panthers' secondary for two seasons before joining the Steelers.

A standout at Pittsburgh from 1979 through 1982, Lewis started at cornerback for the Panthers in 1981 and 1982. He was named an NEA All-American in 1982. Lewis also was selected to the Senior Bowl and East-West Shrine Game that year, and received Defensive MVP honors in both games.

Lewis received his bachelor's degree in economics from Pittsburgh in 1983. Born Dec. 18, 1961 in Quakertown, Pa., he and his wife Shawn reside in the North Hills.

**MULARKEY**

MIKE MULARKEY

Offensive Coordinator

Mike Mularkey enters his first season as Steelers offensive coordinator after spending the previous five seasons as the team's tight ends coach.

Mularkey, a former tight end for the Steelers from 1989-91, was promoted to his current position on Jan. 5. He originally joined Bill Cowher's staff as tight ends coach Feb. 8, 1996.

Prior to his Steelers' appointment, Mularkey, 39, was in charge of the Tampa Bay Buccaneers' tight ends in 1995. He previously served as the team's quality control coach in 1994, where he was responsible for "breaking down" film of opponents and compiling coaching reports on their offensive and defensive tendencies. He also assisted with tight ends and special teams.

Mularkey has been instrumental in the development of some of the league's top tight ends, including the Steelers' Mark Bruener, who has been a Pro Bowl alternate two of the past four seasons, and the Dallas Cowboys' Jackie Harris, who in 1995 set a Tampa Bay record for receptions by a tight end (62), which also tied for the NFL lead, and receiving yards (751), which was tops by tight ends in the league.

Prior to joining the Buccaneers, Mularkey spent one year as the offensive line coach for Concordia (Minn.) College. He entered coaching after spending nine seasons in the NFL as a tight end, playing for the Minnesota Vikings from 1983-88 and the Pittsburgh Steelers from 1989-91. Originally a 1983 ninth-round draft choice of the San Francisco 49ers, Mularkey was waived prior to the season and was picked up by the Vikings. He joined the Steelers as a Plan B free agent. His career statistics included 102 receptions for 1,222 yards and nine touchdowns.

Mularkey attended the University of Florida and finished his Gator career with 55 receptions for 628 yards and three touchdowns. He has bachelor of science degrees in both kinesiology and sociology from the University of Minnesota.

Born Nov. 19, 1961 in Ft. Lauderdale, Fla., Mularkey and his wife Betsy live in Pittsburgh with sons Patrick (2/15/86) and Shane (1/14/91).

**ARCHER**

MIKE ARCHER

Linebackers Coach

Mike Archer begins his seventh season as the Steelers linebackers coach.

Joining the Steelers March 6, 1996 to coach linebackers, Archer, 47, had already compiled an extensive 19-year coaching career at the collegiate level.

He previously served as defensive coordinator and linebackers coach for Kentucky and was their assistant head coach in 1995. He joined UK in 1993 following two years as linebackers coach at Virginia (1991-92).

Prior to his Virginia appointment, Archer served as the head football coach at Louisiana State University from 1987-90. He led the Tigers to a 27-18-1 record with appearances in the 1987 Gator Bowl and 1989 Hall of Fame Bowl, and one Southeastern Conference Championship in 1988. As the nation's youngest Division I-A head football coach in 1987, Archer, then 34, led the Tigers to a 10-1-1 record and 30-13 Gator Bowl victory against South Carolina. A year later, Archer directed the Tigers to the SEC title with a 6-1 league record and finished 8-4 overall. In 1990, he was named coach for the East-West Shrine Game.

Archer, a native of State College, Pennsylvania, lettered three seasons (1973-75) in football at Miami (Fla.) where he started at free safety for two seasons and also punted. As a senior, Archer was named UM's Football Scholar-Athlete of the Year. He graduated from Miami in 1975 and began his coaching career as a graduate assistant for the Hurricanes in 1976, serving under Lou Saban from 1977-78.

Howard Schnellenberger named Archer defensive backs coach in 1979. During Archer's five seasons, the Hurricanes posted a 41-16 record, which included a 31-30 Orange Bowl victory versus Nebraska and subsequent 1983 national championship.

Archer joined Bill Arnsparger as defensive backfield coach for LSU in 1984 and was named defensive coordinator 1985-86. During that period, LSU had a 26-8-2 record with appearances in three bowl games — 1985 Sugar, 1986 Liberty and 1987 Sugar — and the 1986 Southeastern Conference championship.

Born July 26, 1953, Archer and his wife Barbara have two children, Jeffrey Matthew and Betsy Anne.

**CLEMENTS**

TOM CLEMENTS

Quarterbacks Coach

Tom Clements joined the Steelers staff on Jan. 12, as the team's first quarterbacks coach since Babe Parilli in 1973.

A McKees Rocks, Pa., native and former Canavin High School football standout, Clements, 48, joins the Steelers with 17 years of professional experience as both a player and a coach.

Prior to joining the Steelers, Clements coached quarterbacks in the NFL with the New Orleans Saints (1997-99) and the Kansas City Chiefs (2000). In Kansas City, Clements helped groom quarterback Elvis Grbac, who enjoyed his finest year as a pro and earned a trip to the Pro Bowl.

After a 13-year professional career at quarterback in both the Canadian Football League and the NFL, Clements began his coaching career at his alma mater Notre Dame, where he coached quarterbacks from 1992-95 under Lou Holtz.

Clements enjoyed an outstanding 12-year career in the CFL with Ottawa (1975-78), Hamilton (1979, 1981-82) and Winnipeg (1983-87). He was inducted into the Canadian Football Hall of Fame in 1994. A seven-time divisional All-Star, Clements led two teams — Ottawa (1976) and Winnipeg (1984) — to Grey Cup championships, and earned the Outstanding Offensive Player in both of those contests. During his career, Clements completed 2,807-of-4,657 passes (60.3 percent) for 39,041 yards and 252 touchdowns. He was the league's Rookie of the Year in 1975 and MVP in 1987. He also served as a backup for the Kansas City Chiefs in 1980.

A 1974 All-American at Notre Dame, Clements started three seasons for the Fighting Irish (1972-74) and led them to a 29-5 record during his tenure, including an unbeaten National Championship season in 1973. He finished fourth in the Heisman Trophy balloting as a senior in 1974.

A licensed attorney, Clements worked from 1988-92 for Bell, Boyd & Lloyd, a Chicago-based law firm, and in 1996 he worked in the law department of Republic Industries, Inc., a public company controlled by Miami Dolphins owner Wayne Huizenga. He pursued his law degree while playing in Canada, graduating magna cum laude from Notre Dame's School of Law in 1986.

Born June 18, 1953, Clements and his wife Kathe live in Pittsburgh with their two children, Stephanie and Tom.

**GRIMM**

RUSS GRIMM

Offensive Line Coach

Russ Grimm joins the Steelers coaching staff this season as only the second offensive line coach during the Bill Cowher era.

Grimm, 42, joined the Steelers on Jan. 10, after spending the previous 19 years as a player and a coach with the Washington Redskins.

A native of Scottsdale, Pa. and a graduate of the University of Pittsburgh, Grimm coached the

Redskins' offensive line from 1997-2000. He is credited with the development of Washington tackles Jon Jansen and Chris Samuels, who each earned starting spots as rookies on the Redskins' offensive line. Prior to coaching the offensive line, Grimm spent five seasons (1992-96) as Washington's tight ends coach.

Grimm started 11 seasons at guard for the Redskins (1981-91) and helped lead the team to four Super Bowl appearances and three victories. He was voted to four consecutive Pro Bowls (1983-86) and was a first-team selection to the 1980s all-decade team.

An All-American center at Pitt, Grimm was selected by the Redskins in the third-round of the 1981 NFL Draft. His younger brother, Donn, was a starting linebacker on Notre Dame's 1988 national championship team.

Born May 2, 1959, Grimm has been inducted into the Western Pennsylvania Sports Hall of Fame. He has four children, Chad (5/18/85), Cody (2/26/87), and fraternal twins Devin and Dylan (4/3/90).

**HAYES**

JAY HAYES

Special Teams Coach

Jay Hayes returns for his third season as the Steelers' special teams coach.

Named to Head Coach Bill Cowher's staff Feb. 10, 1999, Hayes had served the previous four seasons as the outside linebackers and special teams coach for the University of Wisconsin. He is the brother of former Steelers' tight end Jonathan Hayes.

Hayes, 41, coordinated one of the top special teams units in the Big Ten in 1997 and 1998 at Wisconsin. During his tenure, the Badgers recorded two of the longest plays in school history: an NCAA-record 60-yard field goal (without a tee) and a 100-yard kickoff return for a touchdown.

Prior to Wisconsin, Hayes worked three years at California, overseeing the outside linebackers in 1992-93 and adding special teams duties in 1994. He also served from 1989-91 as the outside linebackers coach and special teams coach at Notre Dame. Hayes began his coaching career in 1988 as a graduate assistant at Notre Dame.

Hayes earned All-Conference honors at defensive end two years at Idaho (1980-81). He also played professionally in both the NFL and USFL from 1982-86.

Born March 3, 1960 in Pittsburgh, Hayes grew up in South Fayette Township and graduated from South Fayette High School. He and his wife, Suzanne, have two sons (Jesse and Miles) and a daughter (Jazmin).

**HOAK**

DICK HOAK

Running Backs Coach

Dick Hoak, the longest tenured coach in Steelers history, is in his 40th year with the team and his 30th consecutive season as a Steelers assistant coach.

He served as offensive backfield coach for 20 seasons under Chuck Noll, before being named running backs coach by Bill Cowher on Jan. 27, 1992, the only coach retained from the previous

Steelers' staff. Hoak is also the only remaining assistant coach from Cowher's original coaching staff.

During Hoak's nine seasons under Cowher, the team has compiled 19,242 rushing yards, the most in the NFL. Pittsburgh led the league in rushing yards in two of the past seven years (1994 and 1997) and has been ranked in the top five in four of the past nine seasons. Last year, the team finished fourth in the NFL in rushing.

Hoak, 61, joined the Steelers' staff in 1972 under Noll after one year of coaching high school football and just two years after retiring from an outstanding playing career for the Steelers.

The Steelers' seventh-round draft choice out of Penn State in 1961, Hoak spent 10 seasons in the Pittsburgh backfield. He led the Steelers in rushing three times (1965, 1968, 1969) and played in one Pro Bowl (1969) after finishing the 1968 season fourth in the NFL with 858 rushing yards.

When he retired following the 1970 season, Hoak had gained 3,965 rushing yards and ranked second in team history. Presently, he is fifth behind Hall of Famers Franco Harris and John Henry Johnson, current Steelers running back Jerome Bettis, and Frank Pollard.

In addition, Hoak currently ranks 11th in Steelers history for career touchdowns with 33, is seventh in rushing touchdowns with 25, and third in rushing attempts with 1,132. He also had 146 receptions for 1,452 yards and eight touchdowns in his career.

As a standout running back and quarterback for Penn State from 1958-60, Hoak was named his team's MVP as a senior. He graduated in 1961 with a bachelor's degree in social studies.

Born Dec. 8, 1939 in Jeannette, Pa., Hoak and his wife Lynn have three children, daughters Kelly and Katie, and son Richard. The Hoaks live in Greensburg.

**JACKSON**

KENNY JACKSON

Wide Receivers Coach

Kenny Jackson joins the Steelers this season as the team's new wide receivers coach.

Appointed Feb. 8, Jackson is given the task of grooming the team's young, but talented receiving corps, including former first-round draft picks Troy Edwards and Plaxico Burrell.

Jackson, 39, enters the pro ranks as a coach for the first time, after spending the previous eight years (1993-2000) coaching wide receivers at his alma mater, Penn State. During his eight seasons with the Nittany Lions, he helped develop several game-breaking receivers, including Bobby Engram, Joe Jurevicius, Freddie Scott and Chafie Fields.

A former 1984 first-round draft choice of the Philadelphia Eagles, Jackson played eight years with the Eagles (1984-88, 90-91) and Houston Oilers (1989) and caught 126 passes for 2,170 yards and 11 TDs.

Jackson enjoyed an All-American career at Penn State from 1980-83, in which he set 27 team records. During his four seasons at Happy Valley, Jackson caught 109 passes for 2,006 yards and 25 TDs, and helped Penn State win the national championship after the 1982 season.

Born Feb. 15, 1962 in Neptune, N.J., Jackson and his wife Ruth Ann have one daughter, Sara Jane (7). The Jacksons live in Pittsburgh.

**MITCHELL**

JOHN MITCHELL

Defensive Line Coach

John Mitchell begins his eighth season as the Steelers defensive line coach.

Mitchell is in his 28th season of coaching, including 15 years at the college level and two in the United States Football League. This is his 11th season as an NFL coach. Mitchell joined the Steelers' coaching staff Jan. 31, 1994.

In his seven years with the Steelers, Mitchell has been instrumental in the development of Kimo von Oelhoffen and Aaron Smith, and other productive Steelers such as former All-Pro nosetackle Joel Steed, Kevin Henry and Orpheus Roye.

A former All-America defensive end for Alabama, Mitchell's early years in coaching were spent studying under two of college football's greatest coaches.

Mitchell began his coaching career in 1973 as defensive line coach under Paul "Bear" Bryant at Alabama. After four years at Alabama (1973-76), Mitchell spent six seasons as defensive line coach at Arkansas (1977-82) on Lou Holtz's staff.

In 1983, Mitchell made his first move to the professional level. From 1983-85 he served as defensive line coach for the USFL's Birmingham Stallions and returned to the college ranks in 1986 as defensive ends coach at Temple.

Mitchell began a four-year stint in 1987 as linebackers coach at Louisiana State (1987-90) under current Steelers linebacker coach Mike Archer, who was the head coach. In 1990, Mitchell became the first African-American defensive coordinator in Southeastern Conference history when he was named Louisiana State's defensive coordinator, while continuing to coach linebackers.

Mitchell, 49, joined the NFL ranks in 1991 with the Cleveland Browns, where he tutored two Pro Bowl defensive tackles, Michael Dean Perry and Rob Burnett. Mitchell accepted his current appointment following three seasons coaching the defensive line for the Browns.

A two-time Junior College All-American defensive end at Eastern Arizona Junior College in 1969-70, Mitchell then transferred to Alabama where he became the first African American to play for the Crimson Tide. A starter at defensive end from 1971-72, Mitchell earned All-America honors in 1972. He earned a bachelor's degree in social work in 1977.

Born Oct. 14, 1951 in Mobile, Ala., Mitchell and his wife Joyce live in Pittsburgh.

**ROBINSON**

WILLY ROBINSON

Defensive Backs Coach

Willy Robinson is in his second season as Steelers defensive backs coach after joining the team Feb. 14, 2000.

Robinson, a six-year NFL veteran coach, joined the Steelers after serving in 1999 as the defensive coordinator and secondary coach at Oregon State, where he coordinated the number-one ranked defense in the Pac-10 for Head Coach Dennis Erickson.

Prior to joining the Beavers' staff, Robinson spent the previous four seasons (1995-98) on Erickson's staff as the secondary coach for the Seattle Seahawks. During his four years, he coached two All-Pros (Shawn Springs in 1998 and Darryl Williams in 1997).

Robinson, 45, began his coaching career as a graduate assistant at Fresno State University (1978) under Coach Jim Sweeney, where he coached the outside linebackers and also was in charge of film breakdown. He then accepted a position at San Jose State as a part-time assistant in 1979 and coached outside linebackers.

Robinson returned to Fresno State in 1980 as a full-time assistant coach for Jim Sweeney and spent 14 years in various capacities with the Bulldogs. He coached the secondary at Fresno State from 1980-86. He switched to outside linebackers from 1987-89 and returned to coach the secondary and special teams from 1990-91. He was promoted to co-defensive coordinator in 1988 and to defensive coordinator in 1992.

In 1994, Robinson joined Dennis Erickson's staff at the University of Miami as the Hurricanes' secondary coach before following Erickson to Seattle (1/12/95). He served as Seattle's secondary coach for four seasons (1995-98) before following Erickson to Oregon State to become the Beavers' defensive coordinator and secondary coach.

Born Feb. 10, 1956, in Fort Carson, Colo., Robinson and his wife, Lee Ann, have two children, Brittany and Mallory, and live in Pittsburgh.

**WHISENHUNT**

KEN WHISENHUNT

Tight Ends Coach

Ken Whisenhunt joined the Steelers coaching staff as tight ends coach in January after former tight ends coach Mike Mularkey was promoted to offensive coordinator.

Entering his fifth season as an NFL coach, Whisenhunt spent 2000 as tight ends coach for the New York Jets. Prior to the Jets, he spent the 1999 season coaching special teams for the Cleveland Browns.

Whisenhunt's first NFL coaching job was with the Baltimore Ravens in 1997, where he coached tight ends for two seasons.

Whisenhunt, 39, began his coaching career at Vanderbilt University, where he coached special teams, tight ends and H-Backs for the Commodores from 1995-96. In 1996, he oversaw Bill Marinangel, who led all NCAA Division I punters with an average of 46.6 yards-per-punt, and finished third in the nation with a 42.7 net punting average.

A graduate of Georgia Tech University, Whisenhunt played nine seasons as a tight end/H-Back for the Atlanta Falcons (1985-88), Washington Redskins (1989-90) and New York Jets (1991-93). He caught 62 passes for 601 yards and five TDs and earned a reputation as a well-rounded tight end and special teams player.

Whisenhunt finished his Georgia Tech career ranked second on the Yellow Jackets' all-time receiving yardage list (1,264 yards) and fourth in career receptions (82). He was a consensus All-ACC and honorable mention All-America selection as a senior in 1984 when he averaged 19.1 yards-per-catch.

Born Feb. 28, 1962 in Atlanta, Ga., Whisenhunt and his wife, Alice, live in Pittsburgh with their son, Kenneth Jr. (10) and daughter Mary Ashley (8).

**SPANOS**

LOU SPANOS

Defensive Assistant

Lou Spanos is in his eighth season with the Steelers and his seventh year as an administrative assistant for the coaching staff.

As an administrative assistant, Spanos helps with the defense, and assists the entire coaching staff with video analysis and scouting of Steelers' opponents.

A 1994 graduate of the University of Tulsa, he was a four-year letterman and three-year starter at offensive center. Spanos stayed at Tulsa for a year following graduation to coach linebackers, before joining the Steelers as an intern in the scouting department. After his one-year internship, Spanos was promoted to his current position of administrative assistant.

Spanos and his wife Timme reside in Mt. Lebanon with their son Zachary.

**MILLER**

MIKE MILLER

Offensive Assistant

Mike Miller is in his fifth season with the Steelers and his third year as an administrative assistant for the coaching staff.

As an administrative assistant, Miller helps with the offense, and assists the entire coaching staff with video analysis and scouting of opponents.

Miller, a 1992 graduate of Clarion University of Pennsylvania, first served the Steelers as an intern in the public relations and player personnel departments (1994-95). Following a year (1996) as a public relations intern with the Indianapolis Colts, he joined the Robert Morris College coaching staff as a graduate assistant/running backs coach (1997-98) and earned a Master's Degree in education.

Miller, a Plum Borough native, is single and resides in Carnegie.

**FUHRMAN**

CHET FUHRMAN

Conditioning Coach

Chet Fuhrman was named conditioning coach in February 1992 following 10 years as strength and conditioning coach at Penn State.

A native of Harrisburg, Pa., Fuhrman is in his 10th season with the team and his 23rd year of strength training. He served as the assistant strength and conditioning coach at Penn State from 1979-80. He was named the first strength and conditioning coach ever at Weber State in Ogden, Utah, in 1981, before

returning to Penn State to take charge of the strength and conditioning program in 1982.

Fuhrman, 48, graduated from Central State (Okla.) University in 1973 with a degree in physical education. He spent the next five years as strength coach and assistant coach in football and track at Harrisburg and Steelton-Highspire high schools. Fuhrman is a member of the National Strength and Conditioning Association.

Fuhrman and his wife Lisa have three children, son Michael (4/12/90), and daughters Erica (10/27/88) and Maria (10/13/95).

**GRIGGS**

ANTHONY GRIGGS

Player Development

Anthony Griggs begins his 10th season with the Steelers and his 17th in the NFL.

Griggs joined the Steelers in 1992 to work in the area of player programs. His responsibilities include continuing education, internships, investment information and counseling services for the players. Griggs also assists conditioning coordinator Chet Fuhrman with the strength and conditioning program

for the players.

Griggs worked in strength and conditioning with the Atlanta Falcons in 1990 before working for two years with a fitness consultation firm and an athletic club in Atlanta, Ga.

A former linebacker with the Philadelphia Eagles (1982-85) and Cleveland Browns (1986-88), Griggs began his NFL career as a fourth-round draft choice of the Eagles in 1982 out of Ohio State. He graduated with a bachelor's degree in communications from Villanova in 1983.

Born Feb. 12, 1960 in Lawton, Ohio, Griggs and his wife, Beth, live in Pittsburgh with their two daughters Alexiss (3/7/98) and Aaryn (4/13/99).

**COLBERT**

KEVIN COLBERT

Director of Football Operations

Kevin Colbert begins his second year as the Steelers director of football operations after previously serving as director of pro scouting for the Detroit Lions.

A Pittsburgh native, Colbert was named to his position Feb. 15, 2000, after spending 10 years in the Detroit Lions organization.

Colbert oversees the personnel area of the team and supervises the scouting staff. Among his duties,

Colbert is in charge of administering player acquisitions and transactions, including the draft, free agent signings and trades, and evaluating pro and college personnel. He also serves as the Steelers' liaison with the NFL office and the other NFL teams on football matters.

Colbert served as the Lions pro scouting director and was responsible for scouting NFL players, the NFL Europe League and the Canadian Football League. He also assisted in the evaluation of college talent. Prior to joining the Lions, Colbert spent five seasons as a college scout for the Miami Dolphins (1985-89) and one season (1984) with the Blesto Scouting Service.

Colbert began his career as a coach and had experiences in three sports—football, basketball and baseball. He was the backfield coach and recruiting coordinator at Ohio Wesleyan University for three years (1981-83) and in 1984 also served as the school's head baseball coach. From 1979-81, Colbert was a graduate assistant basketball and baseball coach at Robert Morris College.

Born Jan. 29, 1957, Colbert graduated from North Catholic High School in Pittsburgh and received his bachelor's degree from Robert Morris in 1979. He and his wife, Janis, have three children: Kacie, Jennifer and Daniel.

**BAKER**

BILL BAKER

College Scouting Coordinator

Bill Baker enters his second season as the club's college scouting coordinator since joining the team in May 2000.

In his current capacity, Baker oversees the Steelers' college scouts and evaluates college players for the team.

Prior to joining the Steelers, Baker spent the previous two seasons as an area scout for the Seattle Seahawks. Before accepting his Seattle assignment in May 1998, Baker spent the previous nine years as an area scout for the Atlanta Falcons.

Additionally, Baker served as the defensive coordinator at Richmond from 1983-88. He has also held coaching positions at Wichita State, Louisville, North Alabama, Tennessee, Samford and Austin Peay.

A native of Jasper, Tenn., Baker was a running back and kick returner for the University of Tennessee and played on three Bowl teams. He and his wife Paula have one daughter (Jennifer).

**WHALEY**

DOUG WHALEY

Pro Scouting Coordinator

Doug Whaley begins his third season as Steelers pro personnel coordinator after spending the three previous years as an area scout with the Seattle Seahawks.

In his current position, Whaley is responsible for scouting Steelers opponents and evaluating pro players.

Whaley joined Seattle in July 1996 and was in charge of scouting college players throughout the East Coast. Prior to joining Seattle, Whaley spent the 1995 season as an assistant in the Steelers' pro personnel department.

A native of Pittsburgh, Whaley lettered four seasons at the University of Pittsburgh as a safety and linebacker. After earning a degree in business finance, Whaley worked for one year as a retail stockbroker on Wall Street before joining the Steelers. Whaley attended Upper St. Clair High School in Pittsburgh, lettering in football, wrestling and track.

**KREIDLER**

PHIL KREIDLER

Pro/College Scout

Phil Kreidler is in his 10th season with the Steelers as a college scout and pro scout. After spending his first eight years with the team scouting the college players, Kreidler was given additional responsibilities scouting pro teams in 2000.

Kreidler served a full-time internship in the Steelers' personnel department in 1991-92, and was named to the scouting staff in June 1992. He primarily scouts

colleges in the South and Southwest regions.

From 1988-90, Kreidler served as a graduate assistant coach at the University of Cincinnati, where he helped coach the wide receivers and quarterbacks.

Kreidler, 34, attended Furman University, where he played free safety. He was a member of two Southern Conference championship teams and Furman posted a record of 35-11 during his four seasons. He graduated in 1988 with a degree in history and a minor in physical education.

Kreidler and his wife, Kim, live in Pittsburgh.

**FISHER**

KELVIN FISHER

BLESTO Scout

Kelvin Fisher enters his second season as the Steelers' BLESTO scout after joining the team in June, 2000.

Prior to joining the Steelers, Fisher, 32, served one year as the coordinator of academic accountability at his alma mater, Arizona State University. At Arizona State, he was a liaison between student-athletes, coaches, professors and academic counselors.

Fisher, worked as a juvenile probation officer in Maricopa County, Arizona, from 1993-96, and with the State Office for Service to Children and Family in Portland, Oregon (1996-99).

After playing fullback for Arizona State (1988-91), Fisher graduated in 1992 with a degree in social work. A native of Ambridge, Pa., Fisher currently lives in Gilbert, Az., with his wife Angela and two children, Kelvin Jr. (1/14/93) and Kailie (7/16/95).

**GORSCAK**

MARK GORSCAK

College Scout

Mark Gorscak is in his seventh season with the Steelers.

After spending three years as the Steelers' BLESTO scout, Gorscak was promoted to college scout in June 1998. Gorscak is primarily responsible for scouting the West Coast.

Gorscak spent the first seven years of his football career as a coach at both the high school and college levels. He spent time at Perkiomen (Pa.) Prep School, Western Maryland College, Dickinson College and Gulliver Prep (Fla.) High School. In 1987, he became the first general manager of the Pittsburgh Gladiators in its inaugural season of the Arena Football League. From 1987-1995, Gorscak served as the football administrative and special teams coordinator and also as the tight ends, wide receivers and kicking coach at Weber State University in Utah.

Gorscak, a Donora, Pa. native, currently resides in St. Louis.

**LANE**

BOB LANE

College Scout

Bob Lane is in his 15th season with the Steelers and 17th year in scouting.

Lane joined the personnel department as a college scout in June 1995, after spending the previous eight seasons as the Steelers' BLESTO scout. Lane is primarily responsible for scouting the Western region.

Lane played linebacker and tight end for Baylor, where he graduated with a bachelor's degree in physical

education in 1963.

He signed with the San Diego Chargers, where he played linebacker for Chuck Noll from 1963-64 and was a member of their 1963 AFL Championship team.

Lane coached college football for 20 years with stops at Yacima J.C. (1965-67), University of California-San Diego (1968), San Diego State (1969), Cal Poly-San Luis Obispo (1970-81) and Northern Arizona (1982-84). He joined BLESTO in 1985.

Lane, 60, and his wife Dawn have five children, daughters Duffy and Kelly; and sons Randy, Curtis, and Robby. Lane lives in Bend, Ore.

**McNORTON**

BRUCE McNORTON

College Scout

Bruce McNorton is in his second season as a member of the Steelers' scouting department.

McNorton, who joined the Steelers in May 2000, had previously worked with Director of Football Operations, Kevin Colbert, as a part-time scout with the Detroit Lions.

A highly successful coach at Pontiac North High School in Michigan, where he was selected the 1999 Class A Coach of the Year, McNorton led his team to the state quarterfinals.

Additionally, McNorton, 42, enjoyed a 10-year playing career as a defensive back with the Lions and Miami Dolphins.

He and his wife Rosalind have three children, daughters Mykeshia and Britteny, and son Bruce Jr.

**ROONEY**

DAN ROONEY

College Scout

Dan Rooney is in his fifth season as a college scout after serving several years as a part-time scout.

He is primarily responsible for scouting the areas along the East Coast from Maine to South Carolina.

The son of Steelers president Dan Rooney, Rooney was a four-year standout safety for Washington & Jefferson (Pa.), starting his sophomore and junior years. After graduating with a degree in business administration, he stayed at W & J and coached the running backs for six years.

In 1993 he moved to North Carolina and coached at Northern Durham High School. There he was the offensive line coach for four years.

Rooney and his wife Allison live in Durham, N.C. They have one son, John Patrick (6/16/99).

**NUNN**

BILL NUNN

College Scout

Bill Nunn is in his 34th season in the Steelers player personnel department, where he helps evaluate college talent. After originally joining the Steelers as a scout in 1968, Nunn was promoted to assistant director of player personnel in 1970 when he served the dual role of training camp director and personnel scout. Prior to joining the Steelers, Nunn was the sports editor for the *Pittsburgh Courier*.

A 1948 graduate of West Virginia State University, where he earned a degree in English, Nunn and his wife, Frances, split time between Pittsburgh and Florida. The Nunn's have one daughter Lynell Wilson and a son, William III, and three grandchildren.

**McCARTNEY**

BOB McCARTNEY

Video Coordinator

Bob McCartney has seen the responsibilities of his job undergo dramatic changes in his 28 years as the Steelers' film and video director. He was named film director in 1973, until the advent of video in 1986 when the NFL went from film to videotape format.

Prior to taking over the filming operation, McCartney worked in the Steelers' ticket office.

McCartney, a Pittsburgh native, attended South Catholic High School. He graduated from Wheeling (W.Va.) Jesuit College in 1972 with a bachelor's degree in English.

Born May 16, 1950 in Pittsburgh, McCartney and his wife Gail have two children, daughter Kathleen and son Robert. The McCartneys live in Mt. Lebanon.

**NORWIG**

JOHN NORWIG

Head Athletic Trainer

John Norwig is in his 11th year as the Steelers' head athletic trainer and his 23rd year in athletic training.

His training career began in 1979 as athletic trainer at Bellefonte (Pa.) High. Norwig then served six years as assistant trainer and health education instructor at Penn State (1980-85). During that time he assisted the San Francisco 49ers at their 1984 training camp. He then became head athletic trainer at Vanderbilt

(1986-91) before joining the Steelers.

Norwig earned a bachelor's degree in health and physical education from Penn State in 1979 and a master's in health education in 1984. He is a member of the American College of Sports Medicine, American Orthopedic Society for Sports Medicine, and the National Athletic Trainers Association.

Born Nov. 6, 1957 in Hanover, Pa., Norwig and his wife Emily have three children, daughter Erin (11/12/92), and sons Nicolas (12/20/95) and Luke (4/14/98). The Norwigs live in the North Hills.

**GROVE**

RYAN GROVE

Assistant Athletic Trainer

Ryan Grove, a former athletic training intern for the Steelers, rejoined the team in March 1999 as the club's assistant athletic trainer.

Grove, a 1993 University of Pittsburgh graduate, replaced Rick Burkholder who accepted the head athletic trainer position for the Philadelphia Eagles.

An Indiana, Pa., native, Grove most recently served as an assistant athletic trainer at East Tennessee State, where he was the head athletic trainer for the school's men's basketball, baseball and tennis teams. He also served as an intern athletic trainer for the Steelers for the 1992-93 seasons and a graduate athletic trainer for the team from 1992-94.

Grove graduated magna cum laude from Pittsburgh in 1993 and also received a master's degree there in 1996. He is a member of the Pennsylvania Athletic Trainers' Society and National Athletic Trainers' Association.

Born Jan. 27, 1971, Grove is married to the former Ann Marie Lang.

**FREYVOGEL**

RODGERS FREYVOGEL

Equipment Manager

Rodgers Freyvogel begins his 22nd season with the Steelers and his fifth as the team's equipment manager.

Freyvogel oversees all of the purchasing, fitting, customizing, issuing and reconditioning of the Steelers equipment and uniforms.

Freyvogel joined the Steelers as field manager in 1980 and was responsible for the preparation and maintenance of the Steelers' practice fields, while assisting equipment manager Tony Parisi.

Born Aug. 13, 1951 in Pittsburgh, Freyvogel grew up on Pittsburgh's North Side, where he attended North Catholic High School. He and his wife Rebecca live in Warrendale. They are the parents of two sons, William (3/9/99) and Trevor (4/29/01).

**BAKER**

RICH BAKER

Assistant Equipment Manager


Rich Baker begins his fifth season as the Steelers' field manager and his seventh with the team.

He joined the organization in 1994 after a two-year stint as a warehouse sales representative with Frito Lay.

Baker, 34, assists equipment manager Rodgers Freyvogel in the issuing and reconditioning of the players' equipment and uniforms.

Baker majored in elementary education at Indiana University of Pennsylvania.

Born June 14, 1967 in Pittsburgh, Pa., Baker is a native of Homestead and attended Steel Valley High School. He lives in Pittsburgh.



2001 PLAYERS



27

ALEXANDER



5-11, 200

BRENT ALEXANDER

SAFETY

HEIGHT-5-11

WEIGHT-200

COLLEGE-Tennessee State

BIRTHDATE-July 10, 1971

BIRTHPLACE-Detroit, Mich.

HOW ACQUIRED-UFA-'00 (Carolina)

NFL EXPERIENCE-8th Year

GAMES PLAYED-STARTED-'94 (16-7), '95 (16-13), '96 (16-15), '97 (16-15), '98 (16-16), '99 (16-16), '00 (16-16)

CAREER TOTALS: 112-98

STEELERS TOTALS: 16-16

PRO: Was a key late free agent acquisition and helped solidify the Steelers defensive secondary that had one of its best seasons...eventually emerged as the Steelers starting free safety prior to the start of the 2000 regular season...signed with the Steelers May 31...had started every game since joining the Panthers in 1998...is capable of playing either safety position...was utilized solely at strong safety in 1999...led Carolina's secondary in tackles in 1998 and 1999...was an undrafted rookie in 1994 out of Tennessee State...started seven of 16 games for the Cardinals, all at right cornerback...recorded his first NFL start at Cleveland (9/18/94)...signed by Carolina as an unrestricted free agent from the Arizona Cardinals on March 19, 1998. **2000:** Started all 16 games at free safety...finished with 92 total tackles (61 solo stops)...also had 1½ sacks and three interceptions...logged 58 defensive plays in season-opener versus Baltimore (9/10)...was credited with seven total tackles, including six solo stops...started at strong safety for injured Lee Flowers at Cleveland (9/17)...logged all 54 defensive plays...finished with four total tackles, including two solo stops...returned to his starting free safety position versus Tennessee (9/24)...logged 52 defensive plays...finished with two solo tackles...logged all 68 plays at Jacksonville (10/1)...finished with one tackle and a pass defense...recorded his first interception as a Steeler—the seventh of his career at New York Jets (10/8)...logged all 53 plays...was credited with two total tackles...collected an interception for the second straight game, his second as a Steeler and eighth of his career (10/15)...logged all 67 defensive snaps...finished with five total tackles...registered an interception for the third straight game versus Cleveland (10/22)...logged all 44 plays...finished with five total tackles (three solos)...tied for the team high of 10 tackles (eight solo) at Baltimore (10/29)...logged 54 defensive plays...logged all 78 defensive plays at Tennessee (11/5)...finished with 14 tackles (six solos)...logged all 86 defensive plays versus Philadelphia (11/12)...finished with four total tackles (three solos)...played all 73 defensive snaps versus Jacksonville (11/19)...finished with eight total tackles...logged all 73 defensive plays at Cincinnati (11/26)...finished with nine tackles, six solos...played all 68 defensive snaps versus Oakland (12/3)...finished with six total tackles...forced one fumble, recovered by Lee Flowers...was credited with seven total tackles, including five solo stops, at New York Giants (12/10)...logged all 63 defensive snaps...also recorded one pass defense...finished with seven total tackles (five solos) versus Washington (12/16)...also shared a sack with Jason Gildon...recovered a fumble early in the

third quarter that was forced by Kimo von Oelhoffen...logged 48 defensive plays...played all but one defensive snap despite having a fractured hand at San Diego (12/24)...was credited with one tackle. **1999:** Was a starter in all 16 games for the second consecutive season...manned the strong safety spot the entire year where he again led the secondary in tackles and ranked third on the team with 96 stops...matched his career-high with two interceptions in addition to recording a quarterback hurry, eight passes defended and seven special teams tackles...opened the season with five tackles and a season-high four quarterback hurries at New Orleans (9/12) before accounting for seven tackles, a quarterback hurry and a pass defense versus Jacksonville (9/19) and six tackles and a special teams stop versus Cincinnati (9/26)...led the team and equalled his career-high with 12 tackles at Washington (10/3)...made seven tackles at San Francisco (10/17) and collected two stops versus Detroit (10/24)...led the defense with 10 tackles in addition to a pass defense at Atlanta (10/31) and paced the secondary with six tackles versus Philadelphia (11/7) and five tackles along with a special teams stop at St. Louis (11/14)...registered his first interception in addition to two tackles at Cleveland (11/21) and posted six tackles versus both Atlanta (11/28) and St. Louis (12/5) in addition to a pass defense and a special teams tackle against the Rams...accounted for six tackles and a special teams stop at Green Bay (12/12), a tackle and a pass defended versus San Francisco (12/18), and eight tackles and two passes defended at Pittsburgh (12/26) before producing an interception, six tackles, a pass defended and a special teams tackle in the season finale versus New Orleans (1/2). **1998:** Started 11 games at free safety and five at strong safety, making a career-high 16 starts and setting career marks for tackles in a season with 114, ranking third on the team and first among defensive backs...recorded four games with double-digit tackle totals, making 11 stops versus Green Bay (9/27), and 10 apiece at Atlanta (10/4), versus Washington (12/13) and versus St. Louis (12/20)...started at strong safety for the injured Mike Minter in five consecutive games versus Green Bay (9/27), at Atlanta (10/04), at Dallas (10/11), at Tampa Bay (10/18) and versus Buffalo (10/25), recording a total of 47 tackles in those starts...had 10 tackles at Atlanta (10/4) and recorded the first forced fumble of his career in dramatic fashion on a goal-line stand versus Miami (11/15) in addition to notching seven tackles. **1997:** Recorded a then career-high 109 tackles in 15 starts in 16 games at free safety for the Cardinals...registered three double-digit tackle games, including 12-tackle games at Baltimore (11/23) and versus Atlanta (12/21)...missed his only start of the year in a game versus Washington (12/7), when he platooned at free safety after spending the entire night before the game with his wife at the hospital. **1996:** Made 105 tackles and two interceptions in 15 starts and 16 game appearances...started the first two games of the season at cornerback, at Indianapolis (9/1) and versus Miami (9/8), and played, but did not start, at New England (9/15)...started the final 13 weeks of the season at free safety, beginning at New Orleans (9/22)...collected interceptions versus St. Louis (9/29) and versus the Giants (11/17)...tallied a season-best 10 tackles versus Washington (12/15). **1995:** Displaying his versatility started 15 games at three different positions, playing free safety (nine games), strong safety (one game) and cornerback (three games)...totaled 71 tackles and two interceptions, in addition to half a sack, three forced fumbles and a fumble recovery...recorded half a sack at Detroit (9/17) and corralled interceptions at San Diego (12/9) and at Philadelphia (12/17). **1994:** Earned accolades as an undrafted



free agent, earned seven starts out of 16 game appearances for the Cardinals and recorded 43 tackles and 10 passes defended...made his first NFL start at Cleveland (9/18) when he started for James Williams at right cornerback and recorded three tackles...started the final six weeks of the season at cornerback after seeing action as Arizona's nickel back.

COLLEGE: Was a walk-on at Tennessee State...finished his career as an NCAA Division I-AA All-America his senior year...collected 285 tackles and 15 interceptions as a three-year starter, including 113 tackles and eight interceptions as a senior en route to all-Ohio Valley Conference honors.

PERSONAL: Alexander and his wife Mari have three sons, Corey (5/3/91), Myles (9/12/94) and Nylan (10/22/00) and a daughter, Nalyss (5/27/99)...was a two-way star at quarterback and safety at Gallatin (Tenn.) H.S...helped his team to a 30-9 record during his high school career...attended Tennessee State on a prestigious presidential academic scholarship to study computer science and played football as thanks to Tennessee State head coach Joe Gilliam, who wrote him a letter of recommendation...turned down several football scholarships...lives in Charlotte, N.C...Full Name: Ronald Brent Alexander.

ALEXANDER'S GAME-BY-GAME STATISTICS

2000			Sack/						
Date	Opponent	T	AT	TOT	YDS	INT	PD	FF	FR
9/3	BALTIMORE	6	1	7	0/0	0/0	0	0	0
9/17	at Cleveland	3	1	4	0/0	0/0	0	0	0
9/24	TENNESSEE	2	0	2	0/0	0/0	0	0	0
10/1	at Jacksonville	1	0	1	0/0	0/0	1	0	0
10/8	at N.Y. Jets	1	1	2	0/0	1/9	0	0	0
10/15	CINCINNATI	1	4	5	0/0	1/15	0	0	0
10/22	CLEVELAND	3	2	5	0/0	1/7	0	0	0
10/29	at Baltimore	8	2	10	0/0	0/0	0	0	0
11/5	at Tennessee	6	8	14	0/0	0/0	0	0	0
11/12	PHILADELPHIA	3	1	4	0/0	0/0	0	0	0
11/19	JACKSONVILLE	8	0	8	0/0	0/0	0	0	0
11/26	at Cincinnati	6	3	9	0/0	0/0	0	0	0
12/3	OAKLAND	4	2	6	0/0	0/0	0	1	0
12/10	at N.Y. Giants	5	2	7	0/0	0/0	1	0	0
12/16	WASHINGTON	5	2	7	.5/6.5	0/0	0	0	1
12/24	at San Diego	0	1	1	0/0	0/0	0	0	0
Season Totals		62	30	92	.5/6.5	3/31	2	1	1

ALEXANDER'S CAREER STATISTICS

TACKLES	Solo	AT	Tot.	Sp.T.	Sacks	FF	FR	INTERCEPTIONS	No.	Yds.	Avg.	LG	TD
1994 Arizona (NFC)	28	15	43	7	0.0	0	0	1994 Arizona (NFC)	0	0	0.0	—	0
1995 Arizona (NFC)	45	26	71	0	0.5	3	1	1995 Arizona (NFC)	2	14	7.0	14	0
1996 Arizona (NFC)	52	53	105	0	0.0	2	0	1996 Arizona (NFC)	2	3	1.5	3	0
1997 Arizona (NFC)	57	52	109	0	0.0	0	0	1997 Arizona (NFC)	0	0	0.0	—	0
1998 Carolina(NFC)	77	37	114	7	0.0	1	0	1998 Carolina (NFC)	0	0	0.0	—	0
1999 Carolina(NFC)	75	21	96	7	0.0	0	0	1999 Carolina (NFC)	2	18	9.0	18	0
2000 Pittsburgh (AFC)	62	30	92	0	0.5	1	1	2000 Pittsburgh (AFC)	3	31	10.3	15	0
NFL Totals (7 years)	391	233	624	21	0.5	7	2	NFL Totals (7 years)	9	68	7.6	18	0
Steelers Totals (1Year)	62	30	92	0	0.5	1	1	Steelers Totals (1 Year)	3	31	10.3	12	0

28

BATTLES



5-10, 200

AINSLEY BATTLES

SAFETY

HEIGHT-5-10

WEIGHT-200

COLLEGE-Vanderbilt

BIRTHDATE-November 6, 1978

BIRTHPLACE-Lilburn, Ga.

HOW ACQUIRED-FA-'00

NFL EXPERIENCE-2nd Year

GAMES PLAYED-STARTED-'00 (16-2)

CAREER TOTALS: 16-2

PRO: Was one of the few undrafted rookie free agents who earned an opening day roster spot in 2000...impressed the coaching staff with the ferocious hitting and big-play abilities he displayed in preseason. **2000:** Filled in admirably as a starter the last two games of the year for the injured Lee Flowers...accumulated most of his playing time on special teams until Flowers' injury...finished the season with 22 total tackles (15 solos)...also was credited with three pass defenses and 14 special-teams tackles...logged four defensive snaps...was credited with one pass defense at Baltimore (10/29)...also had one special-teams assist...logged six plays at Tennessee (11/5)...had one assist...accumulated six defensive snaps versus Philadelphia (11/12)...also was credited with three special-teams assists...logged three plays versus Jacksonville (11/19)...finished with one assist...also was credited with two special-teams tackles...accumulated his most playing time of the season at Cincinnati (11/26)...logged 16 defensive snaps...was credited with two special-teams tackles...played two downs versus Oakland (12/3)...was credited with one special-teams tackle...saw a lot of playing time because of the knee injury suffered by Lee Flowers at New York Giants (12/10)...finished with five total tackles, including four solo stops...registered the first sack of his career...made the saving tackle while laying on his back on Ike Hillard's 59-yard reception...also had one special-teams assist...made his first pro start for the injured Lee Flowers versus Washington (12/16)...logged all 59 defensive plays...finished with nine tackles (six solos) and one pass defense...logged all 47 defensive snaps at San Diego (12/24)...finished with a team-high five tackles (all solos)...also had one pass defense.

COLLEGE: Started 33 consecutive games at strong safety...1999 team co-captain...recorded 279 tackles during his career...registered 113 tackles as a senior to finish second in the SEC and first among defensive backs in the conference...recorded a career-high 14 tackles at Ole Miss...made 100 tackles as a junior to rank fourth in the SEC...majored in human and organizational development.

PERSONAL: Lettered in football and track at Parkview (Lilburn, Georgia) High School...was voted All-American at safety as a senior...was co-captain of the football team where he played running back and safety...played in the Georgia North-South Game and finished second on the team (North) in tackles...set school records in the 4x100-meter relay and the 100-meter hurdles...is the son of Carl and Sheila Battles...has an older brother (Carl Jr.) and a younger sister (Bridget)...Full name: Ainsley Thomas Battles.



BATTLES' GAME-BY-GAME STATISTICS

2000		Sack/							
Date	Opponent	T	AT	TOT	YDS	INT	PD	FF	FR
9/3	BALTIMORE	0	0	0	0/0	0	0	0	0
9/17	at Cleveland	0	1	1	0/0	0	0	0	0
9/24	TENNESSEE	0	0	0	0/0	0	0	0	0
10/1	at Jacksonville	0	0	0	0/0	0	0	0	0
10/8	at N.Y. Jets	0	0	0	0/0	0	0	0	0
10/15	CINCINNATI	0	0	0	0/0	0	0	0	0
10/22	CLEVELAND	0	0	0	0/0	0	0	0	0
10/29	at Baltimore	0	0	0	0/0	0	0	0	1
11/5	at Tennessee	0	1	1	0/0	0	0	0	0
11/12	PHILADELPHIA	0	0	0	0/0	0	0	0	0
11/19	JACKSONVILLE	0	1	1	0/0	0	0	0	0
11/26	at Cincinnati	0	0	0	0/0	0	0	0	0
12/3	OAKLAND	0	0	0	0/0	0	0	0	0
12/10	at N.Y. Giants	4	1	5	1/7	0	0	0	0
12/16	WASHINGTON	6	3	9	0/0	0	1	1	0
12/24	at San Diego	5	0	5	0/0	0	1	0	0
SEASON TOTALS		15	7	22	1/7	0	1	1	1

BATTLES' CAREER STATISTICS

TACKLES	Solo	AT	Tot.	Sp.T.	Sacks	FF	FR	INTERCEPTIONS	No.	Yds.	Avg.	LG	TD
2000 Pittsburgh (AFC)	15	7	22	9	1.0	1	0	2000 Pittsburgh (AFC)	0	0	0.0	—	0
NFL Totals (1 year)	15	7	22	9	1.0	1	0	NFL Totals (1 year)	0	0	0.0	—	0

40

BELL



5-10, 212

MYRON BELL SAFETY

HEIGHT—5-10

WEIGHT—212

COLLEGE—Michigan State

BIRTHDATE—September 15, 1971

BIRTHPLACE—Toledo, Ohio

HOW ACQUIRED—Unrestricted Free Agent ('00)

NFL EXPERIENCE—8th Year

GAMES PLAYED-STARTED—'94 (15-0), '95 (16-9), '96 (16-4), '97 (16-8), '98 (16-1), '99 (16-16), '00 (1-0)

CAREER TOTALS: 96-38

STEELERS TOTALS: 64-21

PRO: Re-joined the team Dec. 20, 2000 to help fortify the Steelers safety position after injuries to Brent Alexander (hand) and Lee Flowers (knee), who missed the last two games...is very durable and has never missed an NFL game because of injury...was originally drafted by the Steelers in the fifth round (140th overall) in 1994 NFL Draft...played with the Steelers through 1997 and spent 1998-99 with the Cincinnati Bengals. **2000:** Was released by Cincinnati during 2000 training camp...saw active duty on special teams at San Diego (12/24). **1999:** Led the secondary in tackles (73) and finished third overall on the defense...started 16 games for the first time in his career and had the only two sacks posted by the

secondary...was one of 10 Bengals to start every game...finished first in secondary and third on defense in total scrimmage snaps played (932)...played in 16 games for the fifth straight season...posted career highs in total tackles (73) and solo tackles (54)...had three tackles (two solo) versus San Diego (9/19) and teamed with defensive end John Copeland for a 5-yard sack on Jim Harbaugh in first quarter...led the team against his former club when he totaled eight solo tackles versus Pittsburgh (10/17)...finished second on team in total tackles (nine) against Steelers...made his first Bengals interception at Indianapolis (10/24), snagging a pass from QB Peyton Manning on Bengals' seven-yard line in second quarter and returning five yards...also had three tackles (two solo) at Colts...had five tackles (four solo) versus Jacksonville (10/31) and teamed with Steve Foley for a 10-yard sack on quarterback Jay Fiedler in third quarter...recorded second sack of season at Seattle (11/7), dropping Jon Kitna for seven-yard loss in second quarter...also finished second on team in tackles with eight (six solo)...led team in tackles with eight (all solo) versus Baltimore (11/21)...had seven tackles (four solo) in victory at Pittsburgh (11/28), tying for second on team in total stops...had two solos in victory versus Cleveland (12/12) as Bengals set club record for fewest rushing yards allowed (11)...closed the season with five tackles (three solo) at Jacksonville (1/2). **1998:** Played as reserve in first four games and the last 11 contests...started game versus Pittsburgh (10/11)...made Bengals debut versus Tennessee (9/6) with four solo tackles and a pass defended...had five tackles (4 solo) in victory at Detroit (9/13)...sacked Brett Favre versus Green Bay (9/20) for eight-yard loss on third-and-goal play from Bengals four-yard line, forcing Packers to settle for field goal...selected by coaches to start versus Pittsburgh (10/11), due to his knowledge of Steelers and contributed four solo tackles in 25-20 win...had five solos at Tennessee (10/18) and four solos at Oakland (10/25)...had season-high seven tackles (six solos) versus Indianapolis (12/13). **1997:** Had a then career-high 58 tackles in regular season and closed the season in strong fashion, making five tackles in playoff victory versus New England (1/3) and posting nine stops in AFC Championship game versus Denver (1/11/98) ...downed quarterback John Elway for five-yard loss during AFC title game for first postseason sack...helped key 35-24 Steelers victory in regular season versus Denver (12/7) with an interception against Elway, breaking Elway streak of 191 attempts without a theft...credited with career-high and team-leading 12 tackles in 20-3 victory versus Bengals (11/16)...had two solos and a fumble recovery in victory at Baltimore (10/5)...posted four tackles in 37-0 shutout win at Baltimore (11/9) and tipped a Vinny Testaverde pass that resulted in an interception by linebacker Steve Conley...also tied for postseason team lead in special teams tackles with two solos...played all 16 regular-season games for the third straight year...starting assignments were dictated by whether All-Pro Carnell Lake started at strong safety or cornerback (Bell got starting nod when Lake played CB). **1996:** Played every game for Steelers, filling key role in dime and other specialty schemes...made four starts with base defense, including last three games when SS Carnell Lake was sidelined with knee injury...posted career highs with two sacks and 15 special teams tackles...recovered Mel Gray fumble on punt return to set up Steelers' first TD in 30-16 victory versus Houston (9/29)...forced Chris Penn fumble after catch to set up fourth-quarter field goal in 17-7 win at Kansas City (10/7)...sacked Chris Chandler, forcing fumble, at Houston (10/20)...registered season-high five tackles in dime role versus Jacksonville (11/17)...four forced fumble on goal-line stand in starting role versus San Diego (12/8)...collected two tackles in postseason playing

as reserve in both Steelers playoff games. **1995:** Started season as Steelers dime defender, but promoted to starting unit at strong safety when Carnell Lake moved from there to cornerback...made first career interception at Houston (9/10)...made first career start versus Jacksonville (10/29) with two solo tackles and started the remainder of the season, as well as three playoff games...had four solo tackles and first career forced fumble at Chicago (11/5)...recorded five tackles versus Cleveland (11/13) and five more against Browns (11/26), plus first-quarter forced fumble against Leroy Hoard to set up Steelers TD...registered three solos and one interception at Oakland (12/10)...had a season-high seven tackles and a pass defended versus New England (12/16)...finished fifth on team with 14 tackles in postseason...tied career mark with seven stops in AFC Championship win versus Indianapolis (1/14/96)...had three tackles in Super Bowl XXX versus Dallas (1/28/96). **1994:** Drafted by Pittsburgh in fifth round (140th overall)...played in 15 games, primarily on special teams and in dime defense...only missed one game at Seattle (9/25)...tied for second on club with 13 special teams tackles, including two tackles each at Cleveland (9/11), N.Y. Giants (10/23) and versus L.A. Raiders (11/27)...credited with five tackles on defense in regular season and had two tackles on defense and a pass defended in playoff game versus Cleveland (1/7/95)...drafted with a choice Steelers received from Chicago in trade for running back Tim Worley.

COLLEGE: Was a three-year starter at Michigan State...earned honorable mention All-Big Ten honors as a junior and senior...started at right cornerback as a senior...was credited with 66 tackles, four forced fumbles and a conference-leading four fumble recoveries.

PERSONAL: Attended Macomber-Whitney High School and was named City League Football Player of the Year as senior...was a team captain...also earned letters in basketball and track...majored in criminal justice...Full name: Myron Corey Bell.

BELL'S CAREER STATISTICS

Regular Season

TACKLES	Solo	AT	Tot.	Sp.T.	Sacks	FF	FR	INTERCEPTIONS	No.	Yds.	Avg.	LG	TD
1994 Pittsburgh (AFC)	5	0	5	13	0.0	0	0	1994 Pittsburgh (AFC)	0	0	0.0	—	0
1995 Pittsburgh (AFC)	22	9	31	8	0.0	2	0	1995 Pittsburgh (AFC)	2	4	2.0	4	0
1996 Pittsburgh (AFC)	28	8	36	15	2.0	3	0	1996 Pittsburgh (AFC)	0	0	0.0	—	0
1997 Pittsburgh (AFC)	40	18	58	7	1.5	0	1	1997 Pittsburgh (AFC)	1	10*	10.0	7	0
1998 Cincinnati (AFC)	45	3	48	1	1.0	0	0	1998 Cincinnati (AFC)	0	0	0.0	—	0
1999 Cincinnati (AFC)	54	19	73	1	2.0	0	0	1999 Cincinnati (AFC)	1	5	5.0	5	0
2000 Pittsburgh (AFC)	0	0	0	0	0.0	0	0	2000 Pittsburgh (AFC)	0	0	0.0	—	0
NFL Totals (7 years)	194	57	251	45	6.5	5	2	NFL Totals (7 years)	4	19	4.8	7	0
Steelers Totals (5Years)	95	35	130	43	3.5	5	1	Steelers Totals (5Years)	3	14	4.7	7	0

Postseason

TACKLES	Solo	AT	Tot.	Sp.T.	Sacks	FF	FR
1994 Pittsburgh (AFC)	1	1	2	0	0.0	0	0
1995 Pittsburgh (AFC)	7	7	14	0	0.0	0	0
1996 Pittsburgh (AFC)	2	0	2	1	0.0	0	0
1997 Pittsburgh (AFC)	11	3	14	2	1.0	0	0
NFL Totals (4 Years)	21	11	32	4	1.0	0	0

*Also gained seven interception return yards after a fumble.

36

BETTIS



5-11, 255

JEROME BETTIS
RUNNING BACK**HEIGHT**—5-11**WEIGHT**—255**COLLEGE**—Notre Dame**BIRTHDATE**—February 16, 1972**BIRTHPLACE**—Detroit, Mich.**HOW ACQUIRED**—Trade (1996 from St. Louis Rams)**NFL EXPERIENCE**—9th Year**GAMES PLAYED-STARTED**—'93 (16-12), '94 (16-16), '95 (15-13), '96 (16-12), '97 (15-15), '98 (15-15), '99 (16-16), '00 (16-16)**CAREER TOTALS**: 125-115**STEELERS TOTALS**: 78-74

PRO: Might be considered best acquisition for Steelers during 1996 NFL Draft...joined Steelers via trade on April 20, 1996 in deal that sent Pittsburgh's second-round pick in 1996 and fourth-round selection in 1997 to St. Louis...is a four-time Pro Bowler...signed a six-year contract March 1, 2001 prior to becoming an unrestricted free agent...has been a durable and productive running back for the Steelers since his arrival...gained 1,000 yards in first two seasons in league...rushed for more than 1,000 yards for the fifth straight season (during the Nov. 26 Cincinnati game)—the seventh time in his career...is ranked second on the Steelers' all-time rushing yardage list in just five seasons with 6,713 yards...is the fourth-leading active rusher in the NFL, topping the 9,000-yard plateau with 9,804 yards and moving ahead of Earl Campbell (9,407) for 14th place on the NFL's all-time career rushing list...moved into fourth place on the Steelers' all-time total yards from scrimmage list with 7,242 total yards...has compiled 46 career 100-yard rushing games (11 for Rams and 35 for Pittsburgh)...earned Steelers Most Valuable Player honors for the third time as a Steeler (1996 and 1997)...was also selected for the second time in 2000 as the recipient of "The Chief Award" by the Pittsburgh chapter of the Pro Football Writers Association for his cooperation with the media...ended Rams' career as record holder for most carries in one game (39)...was ranked ninth on Rams' career rushing list with 3,091 yards (Rams were 4-0 when Bettis made 30 or more carries). **2000:** Answered all his critics with his best season in two years...was selected as the team MVP and the recipient of the Pro Football Writers of America Pittsburgh Chapter's Chief Award recipient for cooperation with the media...finished with 1,341 yards, his highest rushing total in two seasons and the fourth-best season in Steelers history...scored a team-high eight TDs...missed most of the preseason with a bruised knee...was held to just eight yards on nine carries in season-opener versus Baltimore (9/3)...had one reception for seven yards...compiled his first 100-yard game of the season—the 40th of his career and his 29th as a Steeler—at Cleveland (9/17)...finished with 133 yards on 24 carries for a 5.5-yard average...threw a costly interception to thwart a potential score when the Steelers recovered a fumble deep in Cleveland territory...also caught one pass for 11 yards...had a solid performance, rushing for 77 yards and a TD, versus Tennessee (9/24)...also caught three passes for 20 yards...averaged 4.1 yards a carry...powered his way to nearly another 100-yard performance at Jacksonville (10/1)...finished with 97 yards on 28 carries, including a long run of 20 yards...also



rushed for two TDs...recorded his second 100-yard game of the season—the 41st of his career and 30th as a Steeler—at New York Jets (10/8)...finished with 107 yards on 25 carries...extended to four consecutive games his streak of scoring a TD...compiled his second consecutive 100-yard performance, giving him 42 for his career and 31 as a Steeler, versus Cincinnati (10/15)...finished with 101 yards on 29 carries for a 3.5-yard average...rushed for his third consecutive 100-yard game versus Cleveland (10/22)...finished with 105 yards on 33 carries...scored his sixth TD of the season...redeemed himself from the first game against the Ravens, finishing with a respectable 65 yards on 18 carries at Baltimore (10/29)...finished with 42 yards on 13 carries at Tennessee (11/5)...also caught one pass for 12 yards...recorded his fifth 100-yard performance of the season—the 44th of his career and 33rd as a Steeler—versus Philadelphia...finished with a season-high 134 yards and one TD on 30 carries...moved into tie for 12th place (with Elbie Nickel) on the Steelers' all-time scoring list with 222 points...also had two receptions for four yards...ran well despite totaling only 57 yards on 12 carries versus Jacksonville (11/19)...had two runs of 15 or more yards (17 and 16 yards)...averaged 4.8 yards a carry...eclipsed the 1,000-yard barrier for the season in the third quarter at Cincinnati (11/26)...just missed his sixth 100-yard game of the season, finishing with 93 yards on 23 carries, a solid 4.0-yard average...also had one reception for minus-one yard...registered his sixth 100-yard performance of the season, the 45th of his career and the 34th as a Steeler, versus Oakland (12/3)...had several nifty runs, including three rushes of 15 or more yards, the most in a game during the season...produced a season-long 30-yard run...also caught one pass for 13 yards...was held to 39 yards on 17 carries at New York Giants...also had one reception for seven yards...recorded his seventh 100-yard rushing performance of the season, the 46th of his career and the 35th as a Steeler, versus Washington (12/16)...finished with 104 yards on 25 carries for a 4.2-yard average...had a long of 23 yards...also caught one pass for 25 yards...finished with 51 yards on 26 carries...also had two receptions for five yards at San Diego (12/24).

1999: Recorded his sixth 1,000-yard rushing season—and fourth as a Steeler...finished with 1,091 yards on 299 carries for a 3.6-yard average...scored a team-high seven rushing TDs...missed all of the preseason due to a knee injury...was placed on the active non-football injury list prior to the start of training camp (7/30)...had arthroscopic surgery Aug. 3 on left knee to repair a slight tear to his lateral meniscus...was moved to the active roster (8/30)...returned to active duty in surprisingly grand fashion in the season-opener versus Cleveland (9/12)...had not taken a snap during the preseason but rushed for a game-high 89 yards on 18 carries, an impressive 14.9 yards a carry...rebounded from the previous week without any difficulty against Baltimore (9/19)...finished with 46 yards on 16 carries...moved into second place on the Steelers' all-time rushing list, passing John Henry Johnson (4,383)...led the team with 39 yards on 11 carries, including a long of 20 yards, his 11th-longest run as a Steeler versus Seattle (9/26)...also had two receptions for nine yards...compiled his second-highest rushing total of the early season, despite having a few big runs nullified because of penalties versus Jacksonville (10/3)...finished with 58 yards on 20 carries with a long of 11...led the team with four receptions for 27 yards, including a long of 17...had his second-lowest rushing output of the season at Buffalo (10/10)...finished with 24 yards on 13 carries...did score his first TD of the season on a one-yard plunge that pulled the Steelers to within three points, 24-21, late in the game...had two receptions for 10 yards...recorded his first 100-yard game



of the season at Cincinnati (10/17), finishing with 111 yards on 26 carries...also scored two TDs for the first time in a game during the season...added one reception for four yards...rushed for 80 yards on 23 carries in Monday Night game versus Atlanta (10/25)...also caught two passes for 14 yards...finished with 53 yards and two TDs on 18 carries at San Francisco 49ers (11/7)...produced his longest TD run of the season, a 22-yard burst in the fourth quarter...scored two touchdowns for the second time this season and the second time in three games...produced his second-highest rushing total to that point of the season against Cleveland (11/16) but fell one yard short of the 100-yard barrier...rushed for 99 yards on 26 carries, averaging 3.8 yards a carry...also caught one pass for seven yards...showed bursts of his big-play ability at Tennessee (11/21)...rushed for 88 yards on 14 carries for a season-high 6.3-yard average...had a season-long 35 yard run, the sixth longest run of his career...finished with 81 yards on 22 carries for a 3.7-yard average versus Cincinnati (11/28)...also caught one pass for six yards...was held to a season-low 23 yards on 12 carries at Jacksonville (12/2)...also had one reception for 14 yards...proved his versatility by running, catching and throwing in the game versus Baltimore (12/12)...threw his first career TD pass to Hines Ward, a 21-yarder, to give the Steelers the first score of the game...rushed for 39 yards on 13 carries...also caught four passes for 11 yards...averaged 3.3 yards a carry at Kansas City (12/18)...finished with 63 yards on 19 carries, including a long of 13 yards...also caught one pass for nine yards...had his most productive game of the season versus Carolina (12/26)...rushed for his second 100-yard game of the season—his 28th as a Steeler and 39th for his career...finished with a 137 yards on 33 carries, both season highs, and a touchdown...also caught a pass for minus-three yards...rushed for 61 yards and one TD on 15 carries, despite suffering a deep thigh bruise against Tennessee (1/2)...averaged 4.1 yards a carry. **1998:** Finished with the lowest rushing totals of his Steelers career in 1998, despite recording his third consecutive 1,000-yard season...ran for 1,185 yards on 316 carries, a 3.8-yard average...also had three TDs (all rushing)...finished with 16 receptions for 90 yards...ranked seventh in the AFC and 12th overall in rushing...carried 23 times for 41 yards in the season-opener versus Baltimore (9/6)...produced a long run of nine yards...caught a five-yard pass...recorded his 32nd career 100-yard game and his 21st as a Steeler against Chicago (9/13)...finished with 131 yards on 21 carries and a touchdown, including a long run of 42 yards...averaged 6.2 yards a carry...had his second sub-100 yard game, rushing for 48 yards on 13 carries versus Miami (9/20)...recorded his 33rd career 100-yard game—his 22nd as a Steeler—in the Seattle game (9/27)...rushed for 138 yards, the third-best effort as a Steeler at the time...averaged 4.9 yards a carry with a long of 23 yards...was well on his way to another 100-yard game before suffering a knee injury in the second quarter in the Cincinnati contest (10/11)...compiled 55 yards on 11 carries for a 5.0-yard average before his injury...was deactivated Sunday because of his knee injury versus Baltimore at home (10/18)...returned from his one-game absence with a stellar performance on Monday Night at Kansas City (10/26)...rushed for 119 yards on 33 carries—the 34th of his career and 23rd as a Steeler...also caught two passes for four yards...gained a season-low 26 yards on 11 carries versus Tennessee (11/1)...also had one reception for six yards...rambled to his fourth 100-yard game, the 35th of his career and the 24th as a Steeler in a Monday Night game versus Green Bay (11/9)...also registered his seventh consecutive 100-yard game on Monday Night football...rushed for 100 yards on 34 carries...also had one reception for 26



yards...was held to 29 yards on 14 carries, his second-lowest total of the year, at Tennessee (11/15)...also had two receptions for 10 yards...finished with 77 yards on 26 carries versus Jacksonville (11/22)...also had one reception for 10 yards...was held to 67 yards on 26 carries, a 2.6-yard average on Thanksgiving Day at Detroit (11/26)...tipped a pass to Will Blackwell who raced untouched for a 15-yard TD...rushed for 48 yards on 12 carries, his fourth straight sub-100 yard rushing performance against New England (12/6)...finished with 63 yards on 17 carries for a 3.7-yard average versus Tampa Bay (12/13)...also had one reception for seven yards...recorded his first 100-yard performance since the Nov. 9 Green Bay contest against Cincinnati (12/20)...finished with 104 yards on 21 carries (5.0 yards a carry)...compiled his highest rushing totals of the season on Monday Night in the season-finale at Jacksonville (12/28), finishing with 139 yards on 26 carries...also caught a season-high four passes for 24 yards. **1997:** Named 1997 Steelers MVP for second consecutive year...became third running back in team history to earn the MVP award and first Steeler since Terry Bradshaw to win the award two years in a row...set a personal mark with 25 rushing attempts in the postseason against New England (1/3) in AFC Divisional round...had a career-high 105 yards in postseason against Denver (1/11) in AFC Championship game...named to fourth Pro Bowl (second as a Steeler)...finished season with 1,665 yards rushing, just 26 yards shy of a team record for most yards in a single season, set by Barry Foster in 1992...ranked second in the AFC and third in the NFL with 1,665 yards rushing...reached 1,000 yards in just nine games to become fastest running back in Steelers history to eclipse the mark...became third player in NFL history to score two touchdowns in overtime in the same season, tying Michael Timpson (Philadelphia 1991, '93) and John Jefferson (San Diego 1978, '80)...rushed for season-high 164 yards against Indianapolis...named AFC Offensive Player of the Month for October...had career-best three rushing touchdowns in one game at Arizona (11/30/97) in which he also had 36 rushing attempts, the second-most attempts in a game in team history...finished season with 375 rushing attempts, the second most in one season in team history. **1996:** Earned Steelers MVP and NFL Alumni Running Back of the Year honors, named All-Pro by *College & Pro Football Weekly* and *USA Today*, named AFC All-Conference by *Football Digest*, *Football News*, and United Press International...was the AFC Offensive Player of the Month (November)...selected as a member of All (John) Madden Team...became first NFL back to surpass 1,000 yards in 1996 and finished with a then career-high 1,431 yards...completed the season with 1,553 total yards from scrimmage, 10 100-yard games, 1,431 rushing yards, 320 carries and 11 touchdowns, all of which were second highest single-season marks in team history...had only nine carries in final two games due to an ankle injury, but still had third-best rushing total in NFL...became first running back to have three 100-yard games on Monday Night Football in single season...compiled five consecutive 100-yard games (Weeks 2-6), the most since Franco Harris had six in Weeks 7-12 in 1972...split time with Eric Pegram through first three games...rushed for his first 100-yard game as a Steeler versus Baltimore (9/8), his first 100-yard game since a contest against Atlanta (10/2/94)...also scored first rushing TD since 12/17/94 at Washington...tied third-best game of career with 133 yards on 20 carries following week versus Buffalo (9/16) in first Monday night game of career...added two rushing TDs, including 43-yard score that also was the longest rush since his rookie season...his two TDs were also a career single-game high at the time...added 50-



yard TD run versus Rams (11/3), at the time, the longest run by a Steeler since Barry Foster had a 69-yard rush at Green Bay (9/27/92) and the longest rushing TD since Foster's 54-yard rushing TD versus the New York Jets (9/13/92)...gained 102 yards and two TDs in first postseason appearance, but suffered ankle injury that limited him to 43 yards at New England (1/5/97). **1995:** Started 13 games and led Rams in rushing for third consecutive season with 637 yards...became fourth player in team history and first since Eric Dickerson (1983-86) to lead team for three consecutive seasons...missed first game of career with Game 7 ankle injury to break streak of 40 games played...received Rams' game ball after rushing for 83 yards on 20 carries versus New Orleans (9/10)...scored his first rushing TD of season at Carolina (9/17)...gained another 74 yards on 22 carries, including 60 in second half alone two weeks later versus Chicago (9/24)...had game-high 19 carries for 88 yards versus Atlanta (10/12)...left game in third quarter with sprained left foot at Philadelphia (10/29)...missed following game on inactive list at New Orleans (11/5), the first game he missed during career...returned as starter one week later and responded with season-high 91 yards on 21 carries and one TD versus Carolina (11/12)...scored the first TD in the St. Louis Trans World Dome with a one-yard run...produced season-long—and second longest of his career—run of 41 yards...also had a season-high three receptions at Atlanta (11/19)...saw limited action at Buffalo, rushing only once for three yards in second quarter for lowest output of career...scored third TD of season on fourth-down play at Washington (12/17)...had season-high 25 yards receiving, including long of 19 yards versus Miami (12/24)...reported late to training camp in contract dispute (8/4). **1994:** Registered second consecutive 1,000-yard rushing season by collecting 1,025 yards on 319 carries, finishing fourth in NFC and ninth in NFL...named to NFC Pro Bowl squad for second consecutive year; first Rams running back since Eric Dickerson (1985-96) to earn honor in first two NFL seasons and first Rams player to earn back-to-back honors since tackle Jackie Slater (1988-89)...was one of four offensive players to start every game...was club's first back-to-back 1,000-yard rusher since Greg Bell's 1,212 in 1988 and 1,137 in 1989...was fifth on club in receptions with 31 for career-best 293 yards...finished fifth in the NFC in total yardage with 1,318 yards...gained season-high 132 yards on 35 carries in Rams' 16-0 win at Kansas City (9/25), fourth best effort of career...recorded four straight 100-yard rushing games in Weeks 2 through 5 (9/11-10/2), matching a personal mark set in 1993...was two shy of club record six which Eric Dickerson set in 1984...eclipsed 2,000-yard rushing barrier for career after gaining 65 yards on 22 carries versus Green Bay (10/9)...had season and career-high 34-yard reception in 17-10 win over N.Y. Giants (10/16)...recorded career-high six receptions for 21 yards in Rams' 27-21 victory in Week 10 over Denver (11/6)...scored first two-point conversion in club history in fourth quarter at San Francisco (11/20) and ended with two for the season...caught first career TD pass on three-yard reception in Week 14 versus New Orleans (12/4). **1993:** Received several postseason honors including Associated Press, *Pro Football Weekly*, *The Sporting News*, and Pro Football Writers Association Rookie of Year honors...shared 1993 NFL Rookie of Year award with former Notre Dame teammate and Seattle QB Rick Mirer...finished rookie season with seventh-best rookie rushing total in league history and fourth-highest single-season rushing total in Rams history...also was recipient of Carroll Rosenbloom and Dan Reeves award given to Rams' Most Valuable Player and Rookie of the Year...finished second in NFL in rushing yards (57 yards behind Dallas' Emmitt Smith for rushing

title) and third in league in total yards from scrimmage (behind Buffalo's Thurman Thomas and Smith)...became first Rams rookie to rush for more than 1,000 yards since Eric Dickerson ran for 1,808 in 1983...was first Rams rookie to make Pro Bowl since 1985 (P Dale Hatcher) and first running back since 1987 (Charles White)...joined defensive tackle Sean Gilbert to become first Ram to make Pro Bowl since 1990...recorded seven 100-yard games (most by Rams running back since Charles White had seven in 1987), tying Emmitt Smith and Thurman Thomas for league high...registered first 100-yard game of career versus New Orleans (10/3) with 102 yards...became eighth rookie back in NFL history to run for 200 yards in single game with career-high 212-yard performance against Saints (12/12)...was first rookie to accomplish feat since Bo Jackson ran for 221 yards against Seattle in 1987...set Rams' record for most attempts rushing in a single game with 39 carries for 146 yards in season finale against Chicago (1/2/94)...became only second back in 22 games to rush for more than 100 yards against a Dave Wannstedt-coached defense...had five catches for career-high 71 yards against Bears (1/2/94)...registered career-high 217 yards from scrimmage against Chicago (146 rushing, 71 receiving)...was 10th selection in the 1993 NFL Draft.

COLLEGE: Finished college career at Notre Dame with 337 carries for 1,912 yards (5.7 avg.), 27 TDs and 32 receptions for 429 yards (13.4 avg.)...closed college career with 75 yards on 20 carries and two TDs versus Texas A&M in Cotton Bowl.

PERSONAL: Single...played linebacker and running back for McKenzie High...rated top player in state by *Detroit Free Press* and was Gatorade Circle of Champions Michigan Player of Year as senior...was subject of 80 football cards in 1993, the most of any rookie in NFL history...is an avid bowler...has lifetime average of better than 200...was introduced to sports by parents to keep him off the streets...splits off-season home between Detroit, Los Angeles and Pittsburgh...Full name: Jerome Abram Bettis.

BETTIS' CAREER STATISTICS

Regular Season

RUSHING						RECEIVING					
	No.	Yds.	Avg.	LG	TD		No.	Yds.	Avg.	LG	TD
1993 L.A.Rams (NFC)	294*	1,429*	4.9	71	7	1993 L.A.Rams (NFC)	262	44	9.4	28	0
1994 L.A.Rams (NFC)	319*	1,025*	3.2	19	3	1994 L.A.Rams (NFC)	31	293	9.5	34	1
1995 St.L.Rams (NFC)	183*	637*	3.5	41	3	1995 St.L. Rams (NFC)	18	106	5.9	19	0
1996 Pittsburgh (AFC)	320*	1,431*	4.5	50	11	1996 Pittsburgh (AFC)	22	122	5.5	16	0
1997 Pittsburgh (AFC)	375*	1,665*	4.4	34	7	1997 Pittsburgh (AFC)	15	110	7.3	19	2
1998 Pittsburgh (AFC)	316*	1,185*	3.8	42	3	1998 Pittsburgh (AFC)	16	90	5.6	26	0
1999 Pittsburgh (AFC)	299*	1,091*	3.6	35	7	1999 Pittsburgh (AFC)	21	110	5.2	17	0
2000 Pittsburgh (AFC)	355*	1,341*	3.8	30	8	2000 Pittsburgh (AFC)	13	97	7.8	13	0
NFL Totals (8 years)	2,461	9,804	4.0	71	49	NFL Totals (8 years)	162	1,172	7.2	34	3
Steelers Totals (5 years)	1,665	6,713	4.0	50	36	Steelers Totals (5 years)	87	529	6.1	26	2

Postseason

RUSHING						RECEIVING					
	No.	Yds.	Avg.	LG	TD		No.	Yds.	Avg.	LG	TD
1996 Pittsburgh (AFC)	38	145	3.8	18	2	1996 Pittsburgh (AFC)	3	3	1.0	4	0
1997 Pittsburgh (AFC)	48	172	3.6	16	1	1997 Pittsburgh (AFC)	2	10	5.0	7	0
NFL Totals (2 years)	86	317	3.7	18	3	NFL Totals (2 years)	5	13	2.6	7	0

*Team Leader

BETTIS' GAME-BY-GAME STATISTICS

		RUSHING					RECEIVING				
2000											
DATE	OPPONENT	Rush	Yds.	Avg.	Lg.	TD	Rec.	Yds.	Avg.	Lg.	TD
9/3	BALTIMORE	9	8	0.9	4	0	1	7	7.0	7	0
9/17	at Cleveland	24	133	5.5	15	1	0	0	0.0	—	0
9/24	TENNESSEE	19	77	4.1	23	1	3	20	6.7	11	0
10/1	at Jacksonville	28	97	3.5	20	2	0	0	0.0	—	0
10/8	at N.Y. Jets	25	107	4.3	12t	1	0	0	0.0	—	0
10/15	CINCINNATI	29	101	3.5	13	0	0	0	0.0	—	0
10/22	CLEVELAND	33	105	3.2	9	1	0	0	0.0	—	0
10/29	at Baltimore	18	65	3.6	14	0	0	0	0.0	—	0
11/5	at Tennessee	13	42	3.2	7	0	1	12	12.0	12	0
11/12	PHILADELPHIA	30	134	4.7	19	1	2	4	2.0	8	0
11/19	JACKSONVILLE	12	57	4.8	17	0	0	0	0.0	—	0
11/26	at Cincinnati	23	93	4.0	13	1	1	-1	-1.0	-1	0
12/3	OAKLAND	24	128	5.3	30	0	1	13	13.0	13	0
12/10	at N.Y. Giants	17	39	2.3	8	0	1	7	7.0	7	0
12/16	WASHINGTON	25	104	4.2	23	0	1	25	25.0	25	0
12/24	at San Diego	26	51	2.0	9	0	2	10	5.0	7	0
SEASON TOTALS		355	1,341	3.8	30	8	13	97	7.5	25	0

		RUSHING					RECEIVING				
1999											
DATE	OPPONENT	Rush	Yds.	Avg.	Lg.	TD	Rec.	Yds.	Avg.	Lg.	TD
9/12	at Cleveland	18	89	4.9	14	0	1	2	2.0	2	0
9/19	at Baltimore	16	46	2.9	10	0	0	0	0.0	—	0
9/26	SEATTLE	11	39	3.5	20	0	2	9	4.5	6	0
10/3	JACKSONVILLE	20	58	2.9	11	0	4	27	6.8	17	0
10/10	at Buffalo	13	24	1.8	5	1	2	10	5.0	7	0
10/17	at Cincinnati	26	111	4.3	23	2	1	4	4.0	4	0
10/25	ATLANTA	23	80	3.5	14	0	2	14	7.0	9	0
11/7	at San Francisco	18	53	2.9	22t	2	0	0	0.0	0	0
11/14	CLEVELAND	26	99	3.8	8	0	1	7	7.0	7	0
11/21	at Tennessee	14	88	6.3	35	0	0	0	0.0	—	0
11/28	CINCINNATI	22	81	3.7	13	0	1	6	6.0	6	0
12/2	at Jacksonville	12	23	1.9	9	0	1	14	14.0	14	0
12/12	BALTIMORE	13	39	3.0	7	0	4	11	2.8	6	0
12/18	at Kansas City	19	63	3.3	13	0	1	9	9.0	9	0
12/26	CAROLINA	33	137	4.2	13	1	1	-3	-3.0	-3	0
1/2	TENNESSEE	15	61	4.1	26	1	0	0	0.0	—	0
SEASON TOTALS		299	1,091	3.6	35	7	21	110	5.2	17	0

		RUSHING					RECEIVING				
1998											
DATE	OPPONENT	Rush	Yds.	Avg.	Lg.	TD	Rec.	Yds.	Avg.	Lg.	TD
9/6	at Baltimore	23	41	1.8	9	0	1	5	5.0	5	0
9/13	CHICAGO	21	131	6.2	42	1	0	0	0.0	0	0
9/20	at Miami	13	48	3.7	13	0	1	2	2.0	2	0
9/27	SEATTLE	28	138	4.9	23	0	2	-4	-2.0	4	0
10/11	at Cincinnati	11	55	5.0	13	1	0	0	0.0	0	0
10/18	BALTIMORE	Inactive/injured									
10/26	at Kansas City	33	119	3.6	13	0	2	4	2.0	3	0
11/1	TENNESSEE	11	26	2.4	10	0	1	6	6.0	6	0
11/9	GREEN BAY	34	100	2.9	12	0	1	26	26.0	26	0



11/15	at Tennessee	14	29	2.1	5	0	2	10	5.0	6	0
11/22	JACKSONVILLE	26	77	3.0	9	0	1	10	10.0	10	0
11/26	at Detroit	26	67	2.6	12	0	0	0	0.0	0	0
12/6	N. ENGLAND	12	48	4.0	14	0	0	0	0.0	0	0
12/13	at Tampa Bay	17	63	3.7	9	0	1	7	7.0	7	0
12/20	CINCINNATI	21	104	5.0	19	1	0	0	0.0	0	0
12/28	at Jacksonville	26	139	5.3	25	0	4	24	6.0	8	0
SEASON TOTALS		316	1,185	3.8	42	3	16	90	5.6	26	0

	RUSHING						RECEIVING					
1997												
DATE OPPONENT	Att.	Yds.	Avg.	Lg.	TD		No.	Yds.	Avg.	Lg.	TD	
8/31 DALLAS	15	63	4.2	9	0		0	0	0.0	—	0	
9/13 WASHINGTON	27	134	4.9	19	1		1	9	9.0	9	0	
9/22 at Jacksonville	21	114	5.4	19	0		0	0	0.0	—	0	
9/28 TENNESSEE	18	74	4.1	18	0		1	39	39.0	39	0	
10/5 at Baltimore	28	137	4.9	19	0		0	0	0.0	—	0	
10/12 INDIANAPOLIS	30	164	5.5	34	1		1	14	14.0	14	0	
10/19 at Cincinnati	34	135	4.0	13	1		0	0	0.0	—	0	
10/26 JACKSONVILLE	28	99	3.5	19	0		3	35	11.7	17	1	
11/3 at Kansas City	17	103	6.1	30	0		2	7	3.5	7	0	
11/9 BALTIMORE	24	114	4.8	33	1		0	0	0.0	—	0	
11/16 CINCINNATI	25	101	4.0	15	0		1	-5	--	—	0	
11/23 at Philadelphia	20	80	4.0	12	0		1	19	19.0	19	1	
11/30 at Arizona	36	142	3.9	14	3		2	19	9.5	14	0	
12/7 DENVER	24	125	5.2	24	0		0	0	0.0	—	0	
12/13 at New England	28	80	2.9	16	0		4	12	3.0	8	0	
12/21 at Tennessee	Inactive											
SEASON TOTALS	375	1,665	4.4	34	7		15	110	7.3	19	2	

Postseason Opponent

1/3	NEW ENGLAND	25	67	2.7	14	0	1	7	7.0	7	0
1/11	DENVER	23	105	4.6	16	1	1	3	3.0	3	0
POSTSEASON TOTALS		48	172	3.6	16	1	2	10	5.0	7	0

		RUSHING					RECEIVING				
1996											
DATE	OPPONENT	Att.	Yds.	Avg.	Lg.	TD	No.	Yds.	Avg.	Lg.	TD
9/1	at Jacksonville	14	57	4.1	10	0	2	14	7.0	14	0
9/8	BALTIMORE	21	116	5.5	23	1	1	6	6.0	6	0
9/16	BUFFALO	20	133	6.7	43	2	3	32	10.7	12	0
9/29	HOUSTON	29	115	4.0	15	0	1	-6	-	-6	0
10/7	at Kansas City	27	103	3.8	15	1	5	40	8.0	16	0
10/13	CINCINNATI	28	109	3.9	15	0	0	0	0.0	-	0
10/20	at Houston	18	65	3.6	12	0	2	2	1.0	6	0
10/27	at Atlanta	26	126	4.8	24	1	2	2	1.0	7	0
11/3	ST. LOUIS	19	129	6.8	50	2	0	0	0.0	-	0
11/10	at Cincinnati	21	111	5.3	27	2	0	0	0.0	-	0
11/17	JACKSONVILLE	21	53	2.5	15	1	1	1	1.0	1	0
11/25	at Miami	27	119	4.4	14	0	2	28	16.0	15	0
12/1	at Baltimore	24	105	4.4	21	0	0	0	0.0	-	0
12/8	SAN DIEGO	16	71	4.4	11	0	2	6	3.0	10	0
12/15	SAN FRANCISCO	6	9	1.5	4	1	0	0	0.0	-	0
12/22	at Carolina	3	10	3.3	9	0	1	-3	-	-3	0
SEASON TOTALS		320	1,431	4.5	50	11	22	122	5.5	16	0

Postseason Opponent

12/29	INDIANAPOLIS	25	102	4.1	18	2	1	4	4.0	4	0
1/5	at New England	13	43	3.3	11	0	2	-1	-	2	0
POSTSEASON TOTALS		38	145	3.8	18	2	3	3	1.0	4	0

		RUSHING					RECEIVING				
1995											
DATE	OPPONENT	No.	Yds.	Avg.	Lg.	TD	No.	Yds.	Avg.	Lg.	TD
9/3	at Green Bay	7	4	0.6	2	0	0	0	0.0	—	0
9/10	NEW ORLEANS	20	83	4.2	16	0	0	0	0.0	—	0
9/17	at Carolina	19	67	3.5	13	1	2	1	0.5	4	0
9/24	CHICAGO	22	74	3.4	14	0	1	12	12.0	12	0
10/1	at Indianapolis	11	31	2.8	9	0	2	10	5.0	8	0
10/12	ATLANTA	19	88	4.6	16	0	1	10	10.0	10	0
10/22	SAN FRANCISCO	11	34	3.1	11	0	2	7	3.5	6	0
10/29	at Philadelphia	10	27	2.7	9	0	1	3	3.0	3	0
11/5	at New Orleans	Inactive									
11/12	CAROLINA	26	91	3.5	9	1	1	11	11.0	11	0
11/19	at Atlanta	9	61	6.8	41	0	3	14	4.7	7	0
11/26	at San Francisco	6	20	3.3	15	0	2	7	3.5	4	0
12/3	at NY Jets	8	12	1.5	5	0	0	0	0.0	—	0
12/10	BUFFALO	1	3	3.0	3	0	0	0	0.0	0	0
12/17	WASHINGTON	8	21	2.6	6	1	1	6	6.0	6	0
12/24	MIAMI	6	21	3.5	11	0	2	25	12.5	19	0
SEASON TOTALS		183	637	3.5	41	3	18	106	5.9	19	0

		RUSHING					RECEIVING				
1994											
DATE	OPPONENT	No.	Yds.	Avg.	Lg.	TD	No.	Yds.	Avg.	Lg.	TD
9/4	Arizona	21	52	2.5	13	1	0	0	0.0	—	0
9/11	at Atlanta	24	102	4.3	14	0	2	22	11.0	11	0
9/18	San Francisco	21	104	5.0	19	1	0	0	0.0	—	0
9/25	at Kansas City	35	132	3.8	14	0	2	24	12.0	18	0
10/2	Atlanta	29	117	4.0	11	0	1	6	6.0	6	0
10/9	at Green Bay	22	65	3.0	10	0	1	10	10.0	10	0
10/16	N.Y. Giants	30	88	2.9	9	0	3	62	20.7	34	0
10/23	at New Orleans	18	63	3.5	18	0	1	9	9.0	9	0
11/16	Denver	33	91	2.8	9	1	6	21	3.5	9	0
11/13	L.A. Raiders	10	13	1.3	7	0	2	26	13.0	19	0
11/20	at San Francisco	15	29	1.9	5	0	3	43	14.3	20	0
11/27	at San Diego	10	38	3.8	12	0	1	3	3.0	3	0
12/4	New Orleans	15	53	3.5	12	0	3	13	4.3	6	1
12/11	at Tampa Bay	13	23	1.8	9	0	2	16	8.0	12	0
12/18	at Chicago	8	7	0.9	4	0	1	12	12.0	12	0
12/24	Washington	15	48	3.2	11	0	3	26	8.7	11	0
SEASON TOTALS		319	1,025	3.2	19	3	21	293	9.5	34	1

		RUSHING					RECEIVING				
1993											
DATE	OPPONENT	No.	Yds.	Avg.	Lg.	TD	No.	Yds.	Avg.	Lg.	TD
9/5	at Green Bay	5	24	4.8	7	0	1	6	6.0	6	0
9/12	Pittsburgh	16	76	4.8	29 f	1	1	-4	-4.0	0	0
9/19	at N.Y. Giants	9	33	3.7	8	0	1	1	1.0	1	0
9/26	at Houston	11	25	2.3	5	1	1	11	11.0	11	0
10/3	New Orleans	22	102	4.6	18	0	0	0	0.0	0	0
10/14	at Atlanta	19	85	4.5	20	1	3	53	17.7	27	0
10/24	Detroit	23	113	4.9	16	0	0	0	0.0	0	0
10/31	at San Francisco	21	72	3.4	11	1	1	8	8.0	8	0
11/14	Atlanta	11	27	2.5	4	0	2	10	5.0	5	0
11/21	Washington	16	86	5.4	16	0	4	44	11.0	19	0
11/28	San Francisco	18	133	7.4	41	0	2	17	8.5	17	0
12/5	at Phoenix	16	115	7.2	21	0	1	4	4.0	4	0
12/12	New Orleans	28	212	7.6	71 f	1	0	0	0.0	0	0
12/19	at Cincinnati	24	124	5.2	19	0	2	11	5.5	9	0
12/26	Cleveland	16	56	3.5	17	1	2	12	6.0	9	0
1/2/95	Chicago	39	146	3.7	14	1	5	71	14.0	28	0
SEASON TOTALS		294	1,429	4.9	71 f	7	26	244	9.4	28	0

Bettis' Career Single-Game Highs

Regular Season

Yards Rushing- 212 (12/12/93 at New Orleans)
 Rushing Attempts- 39 (1/2/94 vs. Chicago)
 Longest Run- 71t (12/12/93 at New Orleans)
 TDs Rushing- 3 (11/30/97 at Arizona)
 100-yard Games- 46
 Receptions- 6 (11/6/94 vs. Denver)
 Yards Receiving- 71 (1/2/94 vs. Chicago)
 Longest Reception- 34 (10/16/94 vs. N.Y. Giants)

Postseason

Yards Rushing- 105 (1/11/98 vs. Denver)
 Rushing Attempts- 25 (1/3/98 vs. N. England,
 12/29/96 vs. Indianapolis)
 Longest Run- 18 (12/29/96 vs. Indianapolis)
 TDs Rushing- 2 (12/29/96 vs. Indianapolis)
 100-yard Games- 1 (Last 1/11/98 vs. Denver)
 Receptions- 2 (1/5/97 vs. New England)
 Yards Receiving- 7 (1/3/98 vs. New England)
 Longest Reception- 7 (1/3/98 vs. New England)

TOP 15 NFL CAREER RUSHING LEADERS

	Player	Exp.	Att.	Yds.	Avg.	Lg.	TD
1.	Walter Payton	13	3,838	16,726	4.4	76	110
2.	Barry Sanders	10	3,062	15,269	5.0	85	99
3.	Emmitt Smith	11	3,537	15,166	4.3	75	146
4.	Eric Dickerson	11	2,996	13,259	4.4	85	90
5.	Tony Dorsett	12	2,936	12,739	4.3	99	77
6.	Jim Brown	9	2,359	12,312	5.2	80	106
7.	Marcus Allen	16	3,022	12,243	4.1	61	123
8.	Franco Harris	13	2,949	12,120	4.1	75	91
9.	Thurman Thomas	13	2,877	12,074	4.2	80	65
10.	John Riggins	14	2,916	11,352	3.9	66	104
11.	O.J. Simpson	11	2,404	11,236	4.7	94	61
12.	Otis Anderson	14	2,562	10,273	4.0	76	81
13.	Ricky Watters	9	2,550	10,325	4.0	57	77
14.	Jerome Bettis	8	2,461	9,804	4.0	71	49
15.	Earl Campbell	8	2,187	9,407	4.3	81	74

NFL ACTIVE CAREER RUSHING LEADERS

Name	Years	Att.	Yards	TDs	Name	Years	Att.	Yards	TDs
1. Emmitt Smith, Dal.	11	3,537	15,166	146	5. Curtis Martin, N.Y.J.	6	1,980	7,644	53
2. Ricky Watters, Sea.	9	2,550	10,325	77	6. Chris Warren, Dal.	11	1,791	7,596	52
3. Jerome Bettis, Pit.	8	2,461	9,804	49	7. Terrell Davis, Den.	6	1,488	6,906	60
4. Marshall Faulk, St.L.	7	1,896	8,063	67	8. Eddie George, Ten.	5	1,764	6,872	42

STEELERS 1,000-YARD RUSHERS BY YARDS GAINED

Name	Year	Att.	Yards	Name	Year	Att.	Yards
1. Barry Foster	1992	390	1,690	9. John Henry Johnson	1962	251	1,141
2. Jerome Bettis	1997	375	1,665	10. Franco Harris	1976	289	1,128
3. Jerome Bettis	1996	320	1,431	11. Jerome Bettis	1999	299	1,091
4. Jerome Bettis	2000	355	1,341	12. Franco Harris	1978	310	1,082
5. Franco Harris	1975	262	1,246	13. Franco Harris	1972	188	1,055
6. Franco Harris	1979	261	1,186	14. John Henry Johnson	1964	235	1,048
7. Jerome Bettis	1998	316	1,185	15. Rocky Bleier	1976	220	1,036
8. Franco Harris	1977	300	1,162	16. Franco Harris	1983	279	1,007



89

BLACKWELL



6-0, 196

WILL BLACKWELL

WIDE RECEIVER

HEIGHT- 6-0

WEIGHT- 196

COLLEGE- San Diego State

BIRTHDATE- July 9, 1975

BIRTHPLACE- Texarkana, Texas

HOW ACQUIRED- Draft (2nd in 1997)

NFL EXPERIENCE- 5th Year

GAMES PLAYED-STARTED- '97 (14-0), '98 (16-1), '99 (11-1),
'00 (5-0)

CAREER TOTALS: 46-2

PRO: Has been hampered by injuries throughout most of his career which has hindered his development as a top receiver...re-signed by the team as an unrestricted free agent May 7, 2001...began the 2000 season on the physically unable to perform list after (right) knee surgery last June. **2000:** Returned to the active roster Nov. 20 after spending the first nine weeks of the season on the physically unable to perform list...showed his big-play potential in the season finale with a 98-yard kick-off return for a touchdown...finished the season with two receptions for 23 yards...also returned 10 kickoffs for 281 yards, a 28.1-yard average...was placed on the physically unable to perform list Aug. 21...was activated to active roster Nov. 20. ...returned to game action at Cincinnati (11/26) for the first time since Nov. 28, 1999 Cincinnati game...returned one kickoff for 25 yards...returned two kickoffs for 36 yards, an 18-yard average versus Oakland (12/3)...had a long of 24 yards...collected his first catches of the season at N.Y. Giants (12/10)...finished with two receptions for 23 yards...also returned two kickoffs for 44 yards, including a long of 30 yards...returned two kickoffs for 36 yards versus Washington (12/16)...returned three kickoffs for 140 yards (46.7 avg.) at San Diego (12/24), including a career-long 98-yard return for a touchdown following a quick TD by San Diego on the first offensive play of the game. **1999:** Finished with 20 receptions for 186 yards...also was the top kickoff returner before his injury...had 14 returns for 282 yards for a 20.1-yard average (the second-best on the team) and a long of 37 yards...had a solid preseason and emerged as one of the Steelers' top receivers...had seven receptions for 62 yards, including a long of 13 yards in the preseason...also returned two kickoffs for 46 yards (23.0 average)...had two receptions for 21 yards in the preseason-opener versus Chicago...made a two key receptions in the Steelers' 43-0 victory at Cleveland (9/12) before leaving the game late in the second quarter with a mild concussion...finished the game with two receptions for 18 yards...had a terrific game as a kickoff returner at Buffalo (9/19)...produced two key returns in the fourth quarter to set up two Steelers scores, including a 37-yard return after the Ravens just tied the game with 1:22 remaining in the game...starting to emerge as a top kick returner for the Steelers...nearly broke another kick, this time a punt...had one return for 39 yards early in the fourth quarter that led to the Steelers first score of the game...also returned five kickoffs for 89 yards, averaging 17.8 yards a return...recovered from a strained hamstring suffered a few days before the Jacksonville game (10/3)...was a



game-day decision whether he would play...caught two passes for 18 yards...was replaced on the kickoff return team by Richard Huntley because of his injury...caught one pass for 10 yards at Buffalo (10/10)...also returned three kickoffs for 55 yards, an 18.3-yard average...had his best receiving day to date in the season at Cincinnati (10/17)...caught three passes for 24 yards...also had one kickoff return for 21 yards...tied for a team-high with three receptions in the Monday Night game versus Atlanta (10/25), including a long of 26 yards, the second-longest pass play to that point in the season...finished with three catches for 46 yards, a 15.3-yard average...collected two receptions for six yards at San Francisco (11/7)...had one reception for four yards versus Cleveland (11/14)...caught his most passes since the season-opener when he had three at Tennessee (11/21)...finished with a season-high four receptions for 41 yards, including a long of 22 yards...also returned two kickoffs for 34 yards...made his first start—and second of his career—since Dec. 22, 1998 against Cincinnati (11/28)...finished with two receptions for 19 yards...aggravated a foot injury late in the second quarter that sidelined him for the second half...missed the remainder of the season because of a foot injury. **1998:** Finished third on the team with a career-high 32 receptions for 297 yards with one TD (versus Detroit)...served as a dependable kickoff and punt return man for the Steelers...returned 20 kickoffs for 392 yards and a long of 43 yards, a 19.1-yard average, which ranked second on the team behind David Dunn...had four kickoffs of 25 yards or longer, including a 41-yarder that was the team's second-longest return of the season...also returned four punts for four yards...finished the preseason with eight receptions for 75 yards...had one catch for nine yards in the season opener versus Baltimore (9/6)...returned two kickoffs for eight yards...caught one pass for five yards and returned three kickoffs for 76 yards, including a long of 38 yards, in the Chicago contest (9/13)...had one reception for 14 yards and returned two kickoffs for 34 yards against Miami (9/20)...was second on the team with three catches for 19 yards...also took over the starting punt-return duties, replacing Andre Coleman...had one punt return for minus-one yard versus Seattle (9/27)...served as a kickoff returner but did not have a return...caught three passes in a game for the second straight week in the Cincinnati game (Oct. 18)...totaled 34 receiving yards, including a long of 17...had a three-catch day for the third straight game versus Baltimore (10/18)...finished with three receptions for 22 yards...also replaced Jahine Arnold as a punt returner...returned one punt for minus-one yard...made a key 13-yard reception for a first down on a third-and-seven play to get the Steelers out of poor field position at their own 19-yard line at Kansas City (10/26)...totaled two receptions for 14 yards, including a long of nine yards versus Tennessee (11/1)...had one catch for five yards against Green Bay (11/9)...collected two receptions for 17 yards at Tennessee (11/15)...finished with three receptions for seven yards versus Jacksonville (11/22)...had three receptions for 41 yards at Detroit (11/26), including his first TD reception of the season...scored the touchdown on a tipped pass by Jerome Bettis and ran 15 yards untouched for the 24-yard TD play...also had one kickoff return for 16 yards and fielded one punt for a fair catch when Courtney Hawkins briefly left the game with leg cramps...totaled three receptions for 47 yards versus New England (12/6), including two passes for a team-long 22 yards...also returned three kickoffs for 42 yards...returned two kickoffs for 46 yards at Tampa Bay (12/13), including a long of 25...made his first career start for the injured Courtney Hawkins versus Cincinnati (12/22)...also assumed Hawkins' role as the starting punt returner...finished with three receptions for 27 yards with a long of 19...returned



two punts for 24 yards, including a long return of 13 yards. **1997:** Suffered a high-ankle sprain in the Indianapolis game that forced him out of two games...finished tied for third in the AFC with a 24.7-yard kickoff return average...had two receptions for 19 yards, one punt return for 19 yards and three kickoff returns for 52 yards against Denver in the AFC Championship game (1/11)...had a 58-yard punt return against New England in AFC Divisional game that was longest in team history in a postseason game...had three kickoff returns for 129 yards, including a 97-yard touchdown return on the second-half kickoff at Baltimore (10/5)...caught first pass for 20 yards since returning from injury against Baltimore (11/9)...had one of his biggest games at Philadelphia (11/23), catching four passes for 58 yards, including his first TD reception, a 30-yard strike from Kordell Stewart...returned a kickoff 97 yards for a touchdown to open the second half at Baltimore (10/5)...was selected as the AFC Special Teams Player of the Week for his performance in that game (Week 6)...had four kickoff returns for 151 yards at Jacksonville (9/22), including a 52-yarder that set up a Steelers touchdown...had three catches for 68 yards, two punt returns for 23 yards and one kickoff return for 15 yards against Tennessee (9/28)...was deactivated for Cincinnati and Jacksonville games (10/19 and 10/26).

COLLEGE: Holds school's career record with 197 receptions...amassed 2,896 career receiving yards and ranks second behind only Darnay Scott (3,139; Cincinnati Bengals)...totaled 25 touchdown catches, one shy of former San Diego Charger Gary Garrison's career-record 26...joined Scott as only players in Aztec history to gain 1,000 yards receiving twice in career...led team with 60 catches for 1,000 yards (16.7 avg.) and 11 TDs in senior season while playing in only nine games...hauled in 11 passes for 280 yards and four TDs versus California...started all 11 games as junior and caught a school record-tying 86 passes for 1,207 yards and eight TDs...earned first-team All-WAC honors...ranked fifth in nation in receptions per game...gained more than 100 yards receiving six times...received All-WAC honorable mention and conference Freshman of the Year honors...made six starts and played in every game during his freshman season...finished second on team with 51 receptions for 689 yards (13.5 avg.) and six TDs...closed year with 10 catches for 187 yards and a 38-yard score versus Fresno State...did not play first season, retaining freshman eligibility...general studies major.

PERSONAL: Named a Super Prep All-American and Schutt Sports All-American and was selected as a Blue Chip Dream Team and Cal Hi Sports second-team selection while playing split end at Skyline (Oakland, Cal.) High...was an All-State pick after catching 32 passes for 520 yards (16.3 avg.) and six touchdowns in only six games as a senior...also lettered in basketball...born on July 9, 1975 in Texarkana, Texas...Full name: William Herman Blackwell Jr.

Blackwell's Career Single-Game Highs

Regular Season

Receptions— 4 (twice, Last: 11/21/99 vs. Tenn.)
 Yards Receiving— 68 (9/28/97 vs. Tennessee)
 Longest Reception— 46 (9/28/97 at Tennessee)
 TDs Receiving— 1 (Last: 11/26/98 at Detroit)
 Kickoff Returns— 5 (11/23/97 at Philadelphia)
 Kickoff Return Yards— 151 (9/22/97 at Jacksonville)
 Longest Kickoff Return— 98t (12/24/00 at S. Diego)
 Punt Returns— 4 (several times Last: 12/13/97 vs. N.E.)
 Punt Return Yards— 39 (9/26/99 vs. Seattle)
 Longest Punt Return— 39 (9/26/99 vs. Seattle)

Postseason

Receptions—2 (1/11/98 vs. Denver)
 Yards Receiving— 19 (1/11/98 vs. Denver)
 Longest Reception— 16 (1/11/98 vs. Denver)
 TDs Receiving— 0
 Kickoff Returns— 3 (1/3/98 vs. New England)
 Kickoff Return Yards— 36 (1/3/98 vs. New England)
 Longest Kickoff Return— 19 (1/11/98 vs. Denver)
 Punt Returns— 4 (1/3/98 vs. New England)
 Punt Return Yards— 78 (1/3/98 vs. New England)
 Longest Punt Return— 58 (1/3/98 vs. New England)

BLACKWELL'S CAREER STATISTICS

RECEIVING	No.	Yds.	Avg.	LG	TD	PUNT RETURN	No.	FC	Yds.	Avg.	LG	TD
1997 Pittsburgh (AFC)	12	168	14.0	46	1	1997 Pittsburgh (AFC)	23	6	149	6.5	15	0
1998 Pittsburgh (AFC)	32	297	9.3	24t	1	1998 Pittsburgh (AFC)	4	4	22	5.5	13	0
1999 Pittsburgh (AFC)	20	186	9.3	26	0	1999 Pittsburgh (AFC)	1	1	39	39.0	39	0
2000 Pittsburgh (AFC)	2	23	11.5	14	0	2000 Pittsburgh (AFC)	0	0	0	0.0	—	0
NFL Totals (4 years)	66	674	10.2	46	2	NFL Totals (4 years)	28	11	210	7.5	39	0

RUSHING	No.	Yds.	Avg.	LG	TD	KICKOFF RETURN	No.	Yds.	Avg.	LG	TD
1997 Pittsburgh (AFC)	2	14	7.0	11	0	1997 Pittsburgh (AFC)	32	791	24.7	97t	1
1998 Pittsburgh (AFC)	0	0	0.0	—	0	1998 Pittsburgh (AFC)	20	382	19.1	43	0
1999 Pittsburgh (AFC)	0	0	0.0	—	0	1999 Pittsburgh (AFC)	14	282	20.1	37	0
2000 Pittsburgh (AFC)	0	0	0.0	—	0	2000 Pittsburgh (AFC)	10	281	28.1	98t	1
NFL Totals (4 years)	2	14	7.0	11	0	NFL Totals (4 years)	76	1,736	22.8	98t	2

BLACKWELL'S GAME-BY-GAME STATISTICS

2000

DATE	OPPONENT	RECEIVING					KICKOFF RETURNS				
		No.	Yds.	Avg.	Lg.	TD	No.	Yds.	Avg.	Lg.	TD
9/3	BALTIMORE	Physically Unable to Perform									
9/17	at Cleveland	Physically Unable to Perform									
9/24	TENNESSEE	Physically Unable to Perform									
10/1	at Jacksonville	Physically Unable to Perform									
10/8	at N.Y. Jets	Physically Unable to Perform									
10/15	CINCINNATI	Physically Unable to Perform									
10/22	CLEVELAND	Physically Unable to Perform									
10/29	at Baltimore	Physically Unable to Perform									
11/5	at Tennessee	Physically Unable to Perform									
11/12	PHILADELPHIA	Physically Unable to Perform									
11/19	JACKSONVILLE	Physically Unable to Perform									
11/26	at Cincinnati	0	0	0.0	—	0	1	25	25.0	0	25
12/3	OAKLAND	0	0	0.0	—	0	2	36	18.0	0	24
12/10	at N.Y. Jets	2	23	11.5	14	0	2	44	22.0	0	30
12/16	WASHINGTON	0	0	0.0	—	0	2	36	18.0	0	22
12/24	at San Diego	0	0	0.0	—	0	3	140	46.7	1	98t
SEASON TOTALS		2	23	11.5	14	0	10	281	28.1	1	98t



1999

		RECEIVING					KICKOFF RETURNS				
DATE	OPPONENT	No.	Yds.	Avg.	Lg.	TD	No.	Yds.	Avg.	Lg.	TD
9/12	at Cleveland	2	18	9.0	13	0	0	0	0.0	—	0
9/19	at Baltimore	0	0	0.0	0	—	0	0	0.0	—	0
9/26	SEATTLE	0	0	0.0	0	—	0	0	0.0	—	0
10/3	JACKSONVILLE	2	18	9.0	11	0	0	0	0.0	—	0
10/10	at Buffalo	1	10	10.0	10	0	0	0	0.0	—	0
10/17	at Cincinnati	3	24	8.0	12	0	0	0	0.0	—	0
10/25	ATLANTA	3	46	15.3	26	0	0	0	0.0	—	0
11/7	at San Francisco	2	6	3.0	4	0	0	0	0.0	—	0
11/14	CLEVELAND	1	4	4.0	4	0	0	0	0.0	—	0
11/21	at Tennessee	4	41	10.3	22	0	0	0	0.0	—	0
11/28	CINCINNATI	2	19	9.5	12	0	0	0	0.0	—	0
12/2	at Jacksonville	inactive/did not play									
12/12	BALTIMORE	inactive/did not play									
12/18	at Kansas City	inactive/did not play									
12/26	CAROLINA	inactive/did not play									
1/2	TENNESSEE	inactive/did not play									
SEASON TOTALS		20	186	9.3	26	0	0	0	0.0	—	0

RECEIVING

KICKOFF RETURNS

1998

		RECEIVING					KICKOFF RETURNS				
DATE	OPPONENT	No.	Yds.	Avg.	Lg.	TD	No.	Yds.	Avg.	Lg.	TD
9/6	at Baltimore	1	9	9.0	9	0	2	8	4.0	5	0
9/13	CHICAGO	1	5	5.0	5	0	3	76	25.3	38	0
9/20	at Miami	1	14	14.0	14	0	1	14	14.0	14	0
9/27	SEATTLE	3	19	6.3	7	0	0	0	0.0	—	0
10/11	at Cincinnati	3	34	11.3	17	0	0	0	0.0	—	0
10/18	BALTIMORE	3	22	7.3	9	0	0	0	0.0	—	0
10/26	at Kansas City	1	13	13.0	13	0	3	81	27.0	43	0
11/1	TENNESSEE	2	14	7.0	9	0	3	64	21.3	25	0
11/9	GREEN BAY	1	5	5.0	5	0	0	0	0.0	—	0
11/15	at Tennessee	2	17	8.5	9	0	0	-10	-10.0	-10	0
11/22	JACKSONVILLE	3	7	2.3	4	0	1	19	19.0	19	0
11/26	at Detroit	3	41	13.7	24	1	1	16	16.0	16	0
12/6	NEW ENGLAND	3	47	15.7	22	0	3	42	14.0	17	0
12/13	at Tampa Bay	0	0	0.0	—	0	2	46	23.0	25	0
12/20	CINCINNATI	3	27	9.0	19	0	0	0	0.0	—	0
12/28	at Jacksonville	2	23	11.5	12	0	0	0	0.0	—	0
SEASON TOTALS		32	297	9.3	24	1	20	382	19.1	43	0

3

K. BROWN



5-11, 206

KRIS BROWN

PLACEKICKER

HEIGHT-5-11

WEIGHT-206

COLLEGE- Nebraska

BIRTHDATE- December 23, 1976

BIRTHPLACE- Southlake, Texas

HOW ACQUIRED- Draft (7th in 1999)

NFL EXPERIENCE- 3rd Year

GAMES PLAYED-STARTED- '99 (16-0), '00 (16-0)

CAREER TOTALS: 32-0

PRO: Has developed into a very consistent placekicker...followed a fine rookie season with a solid second year. **2000:** Produced another solid season and led the team in scoring for the second straight season...booted a career-long 52-yard field goal in the Nov. 12 Philadelphia game...led the Steelers in scoring, totaling 107 points for the season, two more than his rookie season in 1999...converted 32-of-33 PAT attempts and 25-of-30 field-goal attempts...had a solid preseason, converting 7-of-11 field goals and 10-of-10 PATs...missed his only field-goal attempt from 45 yards out (wide right) versus Baltimore (9/3)...was perfect on both of his field-goal attempts of 41 and 31 yards at Cleveland (9/17)...also converted both of his PAT attempts for an eight-point performance...made a saving tackle on David Patten's 62-yard kickoff return...had a near perfect day but missed a field goal that mattered the most, a game-tying 50-yard attempt with 25 seconds left in the game that fell just short versus Tennessee (9/24)...converted two field goals of 32 yards and added two PATs...was perfect connecting on his only field-goal attempt (19 yards) and three PATs for six points at Jacksonville (10/1)...was perfect on his kicks, converting both of his field-goal attempts (43 and 29) and PATs for eight points at N.Y. Jets (10/8)...added seven points, converting two field goals (36 and 28 yards) and a PAT versus Cincinnati (10/15)...extended his string of consecutive PATs to 40...scored a career-high 16 points, including five field goals, one shy of a team record for field goals in a game, versus Cleveland (10/22)...converted his only PAT attempt...missed his first PAT attempt in 41 chances, dating back to the 1999 season-opener at Cleveland when he missed his first career attempt at Baltimore (10/29)...connected on a game-winning 24-yard field goal in the third quarter...converted his only PAT attempt at Tennessee (11/5)...scored 11 points, including three field goals versus Philadelphia (11/12)...kicked a career-long 52-yard field goal in the second quarter...also was perfect on two PAT attempts...scored four points versus Jacksonville (11/19)...missed a key 40-yard field goal attempt (wide right) that could have pulled the Steelers within a touchdown late in the game...finished with 11 points, including two field goals of 44 and 28 yards, at Cincinnati (11/26)...converted all five PAT attempts...converted all three PAT attempts versus Oakland (12/3)...had one of his worst days as a pro at N.Y. Giants (12/10)...missed two relatively short field goals by his standards from 36 and 44 yards...converted his only PAT attempt and added a 32-yard field goal for four points...converted his only field-goal attempt of the game (28 yards) and all three PAT attempts for six points versus Washington (12/16)...kicked two field goals (32 and 28



yards) and converted all four of his PAT attempts for a 10-point effort at San Diego (12/24). **1999:** Led the Steelers in scoring, totaling 105 points for the season established an NFL record for consecutive field goals (13) to start a career...missed just five total kicks between field goals and PAT attempts...selected as the Special Teams Player of the Week twice during the season (Week 2 at Baltimore and Week 6 versus Atlanta)...was the Steelers final draft pick of the 1999 NFL draft...quickly emerged as the team's top kicker, while displaying a strong leg...struggled in the early part of training camp but was pretty solid during preseason, converting 7-of-10 field-goal attempts and all six PATs...connected on three of four field-goal attempts in his first game action as a pro (48, 49 and 19 yards)...missed his very first attempt from 39 yards...also converted all three of his PAT attempts...made a good debut, scoring a season-high 13 points in the Steelers' 43-0 victory at Cleveland (9/12)...missed a field goal that was nullified because of Browns' penalty...also had his first PAT attempt blocked—in the preseason or regular season...kicked field goals of 19, 28 and 19 yards...converted a 36-yard game-winning field goal with no time remaining to give the Steelers a 23-20 victory at Baltimore (9/19)...was named the AFC Special Teams Player of the Week for his performance...scored 11 total points...also connected on field goals of 32 and 28 yards...nailed both of his PAT attempts...connected on his only PAT and a 33-yard field-goal attempt versus Seattle (9/26)...increased his team-leading scoring total to 28 points in the Seattle...increased his consecutive string of field goals to eight with a career-long 48-yard attempt at the end of the first half of the Jacksonville game (10/3), which proved to be the Steelers only points of the game...also saved another apparent touchdown by pushing Reggie Barlow out of bounds after a 56-yard return...raised his team-leading point total to 31...was 3-for-3 on PAT attempts at Buffalo (10/10)...kicked his ninth consecutive field goal and added two PATs at Cincinnati (10/17)...increased his season point total to 39 points...earned Special Teams Player of the Week honors for the second time in the season for his performance in the Monday Night game versus Atlanta (10/25)...tied an NFL record for consecutive field goals to start a career with two field goals that extended his string to 11 straight...included in his kicks was a career-high 51-yarder that was the eighth longest field goal in Steelers history...scored seven points to increase his team-leading point total to 46...established an NFL record for consecutive field goals to start a career with two field goals, extending his consecutive streak to 13, at San Francisco (11/7)...had his streak end at 13 when his 31-yard attempt hit the right upright...kicked all of his attempts in a driving rain storm...scored nine points...had another perfect game, kicking three field goals, against Cleveland (11/14)...kicked field goals of 41, 32 and 47 yards...had not missed a field goal of more than 40 yards at that point of the season...missed his second field goal in three games and his first attempt of more than 40 yards, a 44-yarder in the second quarter, at Tennessee (11/21)...converted his only other attempt from 24 yards and connected on his only PAT...established a Steelers record for field goals by a rookie versus Cincinnati (11/28) with his two field goals, surpassing Matt Bahr, who had 18 in 1979...kicked field goals of 35 and 33 yards, giving him 19 for the season with only two misses...also added two PATs for an eight-point night...had another perfect night at Jacksonville (12/2) and scored all of the Steelers' points in the 20-6 defeat...converted field goals of 40 and 38 yards...converted three PATs and was 1-of-2 on field-goal attempts versus Baltimore (12/12)...made a 31-yarder and missed on a 46-yard attempt...connected on two field goals but had his first field goal blocked



at Kansas City (12/18)...also converted his only PAT for a total of seven points...surpassed the 100-point mark for the season versus Carolina (12/26), marking the 16th time a Steeler has reached that plateau...scored six points, including a 46-yard field goal in swirling winds...kicked four PATs versus Tennessee (1/2)...did not attempt any field goals.

COLLEGE: Was one of the most decorated kickers in Nebraska history...holds school career-record and ranks seventh in NCAA history with 388 points...holds Nebraska's all-time records by converting 57-of-77 field goal attempts, 217-of-222 PAT attempts, 125 consecutive PATs and 17 consecutive field goals...holds the NCAA record for PATs (217)...was a first-team All-Big 12 Conference pick and a first-team Academic All-Big 12 selection...scored 89 points in 1998, connecting on 14-of-21 field goals and 47-of-48 PATs...was a GTE/CoSIDA Academic All-America and Academic All-Big 12 Conference pick in 1997...was an Associated Press All-Big 12 second-team choice...was a semifinalist for the Lou Groza Award, given to the nation's top kicker...scored 116 points on 18-of-21 field goals while converting on all 62 PATs...set school records for points (116), field goals (18) and field goal percentage (.857) in 1997...kicked 54 of his 88 kickoffs out of the end zone for touchbacks...was an All-Big 12 Conference honorable mention in 1996...kicked a career-long 51-yarder against Texas in the Big 12 Championship...scored 86 points on 12-of-19 field goals and 50-of-51 extra-point attempts...set a school single-season freshman record for kickers with 97 points (13-of-16 field goals and 58-of-61 extra points)...majored in education.

PERSONAL: Married (Amy)...earned first-team All-District, All-Northeast Tarrant County honorable mention, and honorable mention All-State, All-Area and *Blue Chip Illustrated* All-America accolades at Carroll (Southlake, Tex.) High...connected on 16-of-18 field goal attempts as a senior, including a long of 50 yards...also lettered as a quarterback during his final two years...is very active in the community...assists The Western Pennsylvania School for the Deaf and Junior Achievement's Kickin' for Kids program...named to the 1997 and 1998 Brook Berringer Citizenship team...is the son of Hobert Brown and Shari Chaney...born Dec. 23, 1976 in Southlake, Texas...Full name: Kris Brown.

Kris Brown's Career Single-Game Highs

Most Points— 13 (9/12/99 at Cleveland)
Most FGs Attempted— 3 (several times, Last: 12/18/99 at Kansas City)
Longest FG— 52 (11/12/00 vs. Philadelphia)

Longest FG Attempted—52 (11/12/00 vs. Philadelphia)
Most PATs Made—4 (twice, Last: 1/2/00 vs. Tenn.)
Most Consecutive PATs— 41 (9/12/99 at Cleveland to 10/29/00 at Baltimore)



BROWN'S GAME-BY-GAME STATISTICS

2000

Date	Opponent	FGM-A	Lg.Blkd.	PA/M	Pts.	1-19	20-29	30-39	40-49	50+
9/3	BALTIMORE	0-1	—	0	0-0	0	0-0	0-0	0-0	0-0
9/17	at Cleveland	2-2	41	0	2-2	8	0-0	0-0	1-1	1-1
9/24	TENNESSEE	2-3	32	0	2-2	8	0-0	0-0	2-2	0-0
10/1	at Jacksonville	1-1	19	0	3-3	6	1-1	0-0	0-0	0-0
10/8	at N.Y. Jets	2-2	43	0	2-2	8	0-0	1-1	0-0	1-1
10/15	CINCINNATI	2-2	36	0	1-1	7	0-0	1-1	1-1	0-0
10/22	CLEVELAND	5-5	44	0	1-1	16	0-0	2-2	2-2	1-1
10/29	at Baltimore	1-1	24	0	0-1	3	0-0	1-1	0-0	0-0
11/5	at Tennessee	0-0	—	0	1-1	1	0-0	0-0	0-0	0-0
11/12	PHILADELPHIA	3-3	52	0	2-2	11	0-0	0-0	1-1	1-1
11/19	JACKSONVILLE	1-2	40	0	1-1	4	0-0	0-0	0-0	1-2
11/26	at Cincinnati	2-2	44	0	6-6	12	0-0	1-1	0-0	1-1
12/3	OAKLAND	0-0	—	0	3-3	3	0-0	0-0	0-0	0-0
12/10	at N.Y. Giants	1-3	32	0	1-1	4	0-0	0-0	1-2	0-1
12/16	WASHINGTON	1-1	28	0	3-3	6	0-0	1-1	0-0	0-0
12/24	at San Diego	2-2	32	0	4-4	10	0-0	1-1	1-1	0-0
SEASON TOTALS		25-30	52	0	32-33	107	1-1	8-8	9-10	6-9

1999

Date	Opponent	FGM-A	Lg.Blkd.	PA/M	Pts.	1-19	20-29	30-39	40-49	50+
9/12	at Cleveland	3/3	28	0	4/5	13	2/2	1/1	0/0	0/0
9/19	at Baltimore	3/3	36	0	2/2	11	0/0	1/1	2/2	0/0
9/26	SEATTLE	1/1	33	0	1/1	4	0/0	0/0	1/1	0/0
10/3	JACKSONVILLE	1/1	48	0	0/0	3	0/0	0/0	0/0	1/1
10/10	at Buffalo	0/0	-	0	3/3	3	0/0	0/0	0/0	0/0
10/17	at Cincinnati	1/1	43	0	2/2	5	0/0	0/0	0/0	1/1
10/25	ATLANTA	2/2	51	0	1/1	7	0/0	1/1	0/0	0/0
11/7	at San Francisco	2/3	38	0	3/3	9	0/0	1/1	1/2	0/0
11/14	CLEVELAND	3/3	47	0	0/0	9	0/0	0/0	1/1	2/2
11/21	at Tennessee	1/2	24	0	1/1	4	0/0	1/1	0/0	0/1
11/28	CINCINNATI	2/2	35	0	2/2	8	0/0	0/0	2/2	0/0
12/2	at Jacksonville	2/2	40	0	0/0	6	0/0	0/0	1/1	1/1
12/12	BALTIMORE	1/2	31	0	3/3	6	0/0	0/0	1/1	0/1
12/18	at Kansas City	2/3	47	1	1/1	7	0/0	0/0	0/0	2/3
12/26	CAROLINA	1/1	46	0	3/3	6	0/0	0/0	0/0	1/1
1/2	TENNESSEE	0/0	-	0	5/5	5	0/0	0/0	0/0	0/0
SEASON TOTALS		25/29	51	0	30/31	105	2/2	5/5	9/10	8/11

KRIS BROWN'S CAREER STATISTICS

Year Team	PAT	ATT	FG	ATT	FG%	LG	Pts.
1999 Pittsburgh (AFC)	30	31	25	29	.862	51	105
2000 Pittsburgh (AFC)	32	33	25	30	.821	52	107
NFL Totals (2 years)	62	64	50	59	.847	52	209

FIELD GOALS

Year Team	1-19	20-29	30-39	40-49	50+	Total
1999 Pittsburgh	2-2	5-5	9-10	8-11	1-1	25-29
2000 Pittsburgh	1-1	8-8	9-10	6-9	1-2	25-30
NFL Totals (2 years)	3-3	13-13	18-20	14-20	2-3	50-59
	(1.000)	(1.000)	(.900)	(.700)	(.667)	(.847)

MARK BRUENER**TIGHT END****HEIGHT**—6-4**WEIGHT**—262**COLLEGE**—Washington**BIRTHDATE**—Sept. 16, 1972**BIRTHPLACE**—Olympia, Wash.**HOW ACQUIRED**—Draft (1st in 1995)**NFL EXPERIENCE**—7th Year**GAMES PLAYED-STARTED**—'95 (16-12), '96 (12-12), '97 (16-16), '98 (16-16), '99 (14-14), '00 (16-16)**CAREER TOTALS:** 90-86**87****BRUENER****6-4, 262**

PRO: Is one of the most dependable tight ends in the NFL as a blocker and receiver...is the consummate team player and a leader in the locker room. **2000:** Produced a solid season...finished with 17 catches for 192 yards and three TDs, his highest touchdown output in two seasons...averaged 11.3 yards a catch...had a solid day as a blocker (9/3) vs. Baltimore...also caught two passes for 27 yards, including a 22-yarder...had one catch for five yards at Cleveland (9/17)... caught one pass for four yards vs. Tennessee (9/24)...had one catch for five yards before leaving the game with a mild concussion in Jacksonville (10/1)...was instrumental in the Steelers potent rushing attack that produced another 100-yard performance by Jerome Bettis (10/8) at N.Y. Jets...also caught one pass for seven yards for a key third-down conversion in the third quarter...extended his streak of consecutive games—in which he has played—with a reception to six games with one reception for five yards versus Cincinnati (10/15)...had his streak of consecutive games with a catch end at six versus Cleveland (10/22)...just missed extending the streak but was unable to hold onto a long pass from Kent Graham in the first quarter...helped pave the way for Jerome Bettis' third consecutive 100-yard game...caught one pass for 11 yards at Baltimore (10/29)...scored his first TD in nearly two years—since Nov. 22, 1998—at Tennessee (11/5)...made a nifty run on a pass from Kordell Stewart, racing 20 yards after the catch for the score...helped pave the way for Jerome Bettis' fifth 100-yard performance of the season versus Philadelphia (11/12)...caught one pass for eight yards versus Jacksonville (11/19)...caught two passes, including his second TD of the season, at Cincinnati (11/26)...had an 11-yard TD catch and run and a long reception of 14 yards...scored a touchdown for the second consecutive game versus Oakland (12/3)...scored on a six-yard pass on which he carried a Raider defender into the end zone...finished with two catches for 11 yards...was held without a reception for the first time in four games at N.Y. Giants (12/10)...caught one pass for 21 yards versus Washington (12/16)...caught two passes for 33 yards, an average of 16.5 yards a catch, at San Diego (12/24)...had a long of 19 yards. **1999:** Finished with 18 receptions for 176 yards before missing the final two games of the season because of a mid-foot sprain...suffered the injury early in the Dec. 18 Kansas City game...averaged 9.8 yards a catch with a long of 29 yards...had another strong preseason...had one reception for five yards but has been a dominating blocker in the Steelers run offense...was a major force in the Steelers run offense that produced



213 yards in the season-opener at Cleveland (9/12)...had his first multiple-catch game of the season at Baltimore (9/19)...finished with two receptions for four yards...had a season-high three receptions to that point of the season for 25 yards, including a long of 14 yards versus Seattle (9/19)...caught one pass for five yards versus Jacksonville (10/3)...extended his string of consecutive games with a reception to four at Buffalo (10/10)...had one catch for five yards...helped pave the way for Jerome Bettis' first 100-yard rushing performance of the season at Cincinnati (10/17)...had his string of four consecutive games with a reception end...caught one pass for no gain at San Francisco (11/7)...had his most receptions in a game since the third week of the season versus Cleveland (11/13)...finished with two receptions for 20 yards...was forced from the game in the second quarter after receiving a fierce hit by two Tennessee defenders while attempting to catch a pass at Tennessee (11/21)...suffered a mild concussion and missed the entire second half...established a new career single-game high for receiving yardage in a game versus Cincinnati (11/28)...finished with two catches for 51 yards, including a 29-yard completion...had multiple receptions for the third time in four games against Jacksonville (12/2)...finished with three catches for 27 yards, including a long of 18 yards...caught multiple passes for the third consecutive game versus Baltimore (12/12)...caught two passes for 33 yards, including a long of 24...had one catch for six yards at Kansas City (12/18)...suffered a severely sprained right foot and had to leave the game...did not play in the final two games against Carolina (12/26) or Tennessee (1/2) because of his foot injury. **1998:** Collected his second-highest reception total of his career, catching 19 passes for 157 yards...started all 16 games...averaged 8.3 yards a reception and had two TDs...finished the preseason with four receptions for 18 yards and one TD...caught a seven-yard pass in the season opener at Baltimore (9/6)...caught three passes for 38 yards in the season home-opener against Chicago (9/13)...played a key role in the offense producing a season-high 386 yards at Cincinnati (10/11)...caught his first pass in nearly a month, a three-yard pass from Kordell Stewart in the first series of the Baltimore game (10/18)...had a season-high three receptions for 19 yards versus Tennessee (11/1)...made his biggest catch of the day on Green Bay's onside kick after cutting the Steelers' lead to 27-20 late in the fourth quarter (11/9)...had another solid day blocking, helping pave the way for Jerome Bettis' 100-yard rushing performance...caught his first TD reception of the season on an acrobatic 10-yard play early in the second quarter at Tennessee (11/15)...finished the game with two receptions for 18 yards...had another big game receiving and blocking versus Jacksonville (11/22)...caught two passes for 14 yards, including a dandy nine-yard TD reception on which he leaped high over a Jaguar defender and collected the ball while lying flat on his back, giving the Steelers a 23-7 lead early in the fourth quarter...finished with three catches, tying his season high for receptions, for 29 yards against New England (12/6)...had his most receptions in three weeks at Jacksonville on Monday Night (12/28), finishing with three catches for 22 yards. **1997:** Played and started in all 16 games for the Steelers...also started in both AFC playoff games...finished the season with 18 receptions for 117 yards, a 6.5 yard-per-catch average...scored a career-high six TDs, finishing as the Steelers fifth-leading scorer...caught a career-high tying five receptions for a career-high 43 yards versus New England (12/13)...scored the game-tying TD in that game on a one-yard reception with 38 seconds left to send the game into overtime...also had five games in which he had two catches...had one catch for 16 yards against Denver in the AFC Championship game

(1/11). **1996:** Added size and strength in second season to become all-around contributor...made two receptions in opener at Jacksonville (9/1)...added two catches versus Baltimore (9/8)...had season-high three catches versus Houston (9/29) for 29 yards...caught two-point conversion pass at Kansas City (10/7) to give Steelers a touchdown advantage over Chiefs...made two more receptions at Atlanta (10/27)...suffered season-ending knee injury at Miami (11/25), after making career-long 36-yard grab on a second-quarter TD drive (tackle was made by Dolphins rookie safety Shawn Wooden)...had surgery Nov. 28 and placed on reserve/injured...missed final four games of season, after starting first 12 games ... **1995:** Was one of six rookies to make 53-man roster and one of only three rookies to play every game...played every game and made 12 starts...led team with two catches (first of career) for 24 yards in Game 2 at Houston (9/10)...also scored first career TD in that game on a 15-yarder from Mike Tomczak...made first start in two-tight end set at Miami (9/18)...added two more grabs and a kick return for 10 yards versus Minnesota (9/24)...earned starting assignment in Game 6 at Jacksonville (10/8) and remained starter for rest of season...had four receptions for 32 yards at Cincinnati (11/19)...set a career high of five receptions for 34 yards and second TD at Cleveland (11/26)...also had second kick return for nine yards...scored third TD versus Houston (12/3) to give Steelers 14-7 halftime lead...started every postseason game...started Super Bowl XXX versus Dallas (1/28)...drafted 27th overall, the second tight end behind Kyle Brady.

COLLEGE: Finished career as Washington's school-record holder for catches by a tight end with 90 and ranked eighth overall...totaled 1,012 receiving yards to rank third on school receiving yardage list for a tight end...started every game as a senior and finished second on team with 34 receptions for 331 yards and one TD...earned first-team All-America honors by Newspaper Enterprise Association as junior, adding second-team honors from UPI...also was named to PAC 10 All-Conference squad, becoming first junior to lead team in receptions since 1972...had 30 grabs for 414 yards and three TDs...recorded his first 100-yard game and first career TD in 31-14 victory against Stanford...selected third-team All-America by *Football News* during sophomore campaign...started every game and caught 21 passes for 210 yards...earned player of the game honors three times...played in every game as a freshman, mostly on special teams and as a backup tight end...building construction major.

PERSONAL: Married (Traci) in June of 1996...has two daughters Allie (3/9/98) and Chloe (9/2/99) and a son Carson (6/5/01)...lives in Pittsburgh...was voted the Steelers 1998 Sprint Man of the Year for his dedication to community service...was an All-State selection and Black Hills League Player of Year at Aberdeen (Wash.) High...played tight end and linebacker...caught 24 passes for 424 yards and six TDs as a senior...recorded 75 tackles, including 10 sacks...also lettered in track...finished fifth in state Class AA meet in javelin (184-4)...completed degree in economics while wife Traci earned a masters degree from the University of Pittsburgh School of Social Work (spring, 1998)...is a board member of the Western PA Caring Foundation for Children...co-chariman of Hoge-Bruener-Ward Golf Classic and Caring Team...conducted motivational speeches for Blue Cross/Blue Shield Highmark and served as spokesman for Multiple Sclerosis...Full name: Mark Frederick Bruener.



Bruener's Career Single-Game Highs

Regular Season

Receptions— 5 (12/13/97 at N. England; 11/26/96 at Cleveland)

Yards Receiving— 51 (11/28/99 vs. Cincinnati)

Longest Reception— 30t (11/5/00 vs. Tennessee)

Postseason

Receptions— 1 (1/11/98 vs. Denver; 1/14/96 vs. Indianapolis)

Yards Receiving— 16 (1/11/98 vs. Denver)

Longest Reception— 16 (1/11/98 vs. Denver)

BRUENER'S GAME-BY-GAME STATISTICS

RECEIVING

2000

Date	Opponent	No.	Yds.	Avg.	Lg.	TD
9/3	BALTIMORE	2	27	13.5	22	0
9/17	at Cleveland	1	5	5.0	5	0
9/24	TENNESSEE	1	4	4.0	4	0
10/1	at Jacksonville	1	5	5.0	5	0
10/8	at N.Y. Jets	1	7	7.0	7	0
10/15	CINCINNATI	1	5	5.0	5	0
10/22	CLEVELAND	0	0	0.0	—	0
10/29	at Baltimore	1	11	11.0	11	0
11/5	at Tennessee	1	30	30.0	30t	1
11/12	PHILADELPHIA	0	0	0.0	—	0
11/19	JACKSONVILLE	1	8	8.0	8	0
11/26	at Cincinnati	2	25	12.5	14	1
12/3	OAKLAND	2	11	5.5	6t	1
12/10	at N.Y. Giants	0	0	0.0	—	0
12/16	WASHINGTON	1	21	21.0	21	0
12/24	at San Diego	2	33	16.5	19	0
SEASON TOTALS		17	192	11.3	30t	3

RECEIVING

1999

Date	Opponent	No.	Yds.	Avg.	Lg.	TD
9/12	at Cleveland	0	0	0.0	—	0
9/19	at Baltimore	2	4	2.0	3	0
9/26	SEATTLE	3	25	8.3	14	0
10/3	JACKSONVILLE	1	5	5.0	5	0
10/10	at Buffalo	1	5	5.0	5	0
10/17	at Cincinnati	0	0	0.0	—	0
10/25	ATLANTA	0	0	0.0	—	0
11/7	at San Francisco	1	0	0.0	—	0
11/14	CLEVELAND	2	20	10.0	12	0
11/21	at Tennessee	0	0	0.0	—	0
11/28	CINCINNATI	2	51	25.5	29	0
12/2	at Jacksonville	3	27	9.0	18	0
12/12	BALTIMORE	2	33	16.5	24	0
12/18	at Kansas City	1	6	6.0	6	0
12/26	CAROLINA	injured/did not play				
1/2	TENNESSEE	injured/did not play				
SEASON TOTALS		18	176	9.8	29	0



RECEIVING

1998

Date	Opponent	No.	Yds.	Avg.	Lg.	TD
9/6	at Baltimore	1	7	7.0	7	0
9/13	CHICAGO	3	38	12.7	20	0
9/20	at Miami	0	0	0.0	—	0
9/27	SEATTLE	0	0	0.0	—	0
10/11	at Cincinnati	0	0	0.0	—	0
10/18	BALTIMORE	1	3	3.0	3	0
10/26	at Kansas City	0	0	0.0	—	0
11/1	TENNESSEE	3	19	6.3	7	0
11/9	GREEN BAY	0	0	0.0	—	0
11/15	at Tennessee	2	18	9.0	10t	1
11/22	JACKSONVILLE	2	14	7.0	9t	1
11/26	at Detroit	0	0	0.0	—	0
12/6	NEW ENGLAND	3	29	9.7	17	0
12/13	at Tampa Bay	1	7	7.0	7	0
12/20	CINCINNATI	0	0	0.0	—	0
12/28	at Jacksonville	3	22	7.3	9	0
SEASON TOTALS		19	157	8.3	20	2

BRUENER'S CAREER STATISTICS

Regular Season

RECEIVING	No.	Yds.	Avg.	LG	TD
1995 Pittsburgh (AFC)	26	238	9.2	29	3
1996 Pittsburgh (AFC)	12	141	11.8	36	0
1997 Pittsburgh (AFC)	18	117	6.5	18t	6
1998 Pittsburgh (AFC)	19	157	8.3	20	2
1999 Pittsburgh (AFC)	18	176	9.8	29	0
2000 Pittsburgh (AFC)	17	192	11.3	30t	3
NFL Totals (6 years)	110	1,021	9.3	36	14

Postseason

RECEIVING	No.	Yds.	Avg.	LG	TD
1995 Pittsburgh (AFC)	1	6	6.0	6	0
1996 Pittsburgh (AFC)	Reserve Injured				
1997 Pittsburgh (AFC)	1	16	16.0	16	0
NFL Total (3 years)	2	22	11.0	16	0

80

BURRESS



6-5, 228

PLAXICO BURRESS

WIDE RECEIVER

HEIGHT- 6-5

WEIGHT- 228

COLLEGE- Michigan State

BIRTHDATE- August 12, 1977

BIRTHPLACE- Norfolk, Va.

HOW ACQUIRED- D1-'00 (#8)

NFL EXPERIENCE- 2nd Year

GAMES PLAYED-STARTED- '00 (12-8)

CAREER TOTALS: 12-8

PRO: Is a superb athlete who possesses great height, long arms and explosive acceleration...was a first-round draft selection of the Steelers in 2000, the eighth overall pick. **2000:** Started strongly but had his season end prematurely because of a right wrist injury that required season-ending surgery...was placed on injured reserve Nov. 30...began the season as a starting wide receiver...caught 22 passes for 273 yards for the season...averaged 12.4 yards a catch with a long of 33 yards...finished the preseason tied for the team lead with 10 receptions for a team-high 147 yards...made his Steelers debut versus Baltimore (9/3), catching four passes and tying Bobby Shaw for team honors...compiled 77 receiving yards for a 17.3-yard average...caught one pass for 10 yards at Cleveland (9/17)...had one reception for 17 yards versus Tennessee (9/26)...led the team with three receptions for 40 yards at Jacksonville (10/1)...made a mental mistake by spiking the ball after a 19-yard reception when he thought he was down but the ball was still live and was recovered by Jacksonville...had three receptions for 26 yards at N.Y. Jets (10/8)...led the team for the second time with four receptions for 33 yards, including a long of 12, versus Cincinnati (10/15)...finished with two receptions for 25 yards, including a long of 14 yards, versus Cleveland (10/22)...caught two passes for 16 yards at Baltimore (10/29), extending his string of consecutive games with a reception to eight...extended his string of consecutive games with a reception to nine at Tennessee (11/5)...caught one pass for 25 yards, his second-longest reception of the season...had a key block on Mark Bruener's TD reception...caught one pass for four yards versus Philadelphia (11/12)...did not start for the first time in the season versus Jacksonville (11/19)...had another tough game and was held without a reception for the first time of the season...accumulated little playing time at Cincinnati (11/26)...did not have a reception.

COLLEGE: Established a Big Ten Conference single-season record by catching 65 passes in his first season of collegiate football...excelled on the special teams coverage units, using his outstanding leaping ability as a kick blocker...ranks second in career touchdown catches (20), third in receptions (131) and fourth in receiving yards (2,155) in just two seasons at Michigan State...was an All-American second-team selection by SportsPage.com and an All-Big Ten Conference first-team pick in 1999...broke his own school season-record that he set in 1998 (65 catches) with 66 receptions for 1,142 yards (17.3 avg) and 12 touchdowns...established Spartans single-season record 12 touchdown receptions, eclipsing the previous record of



eight that Burress shared (1998) with Andre Rison (1988) and Bob Carey (1949)...forced two fumbles, recovered one fumble and registered 7 tackles (5 solos) on special teams...set a school record with 255 yards receiving on 10 receptions versus Michigan...closed out career with a school-record 13 receptions for 185 yards and three touchdowns versus Florida in the Citrus Bowl...broke the single-game record of 12 receptions set by tight end Mitch Lyons in 1992...was an All-Big Ten Conference first-team selection in 1998 by The Sports Network and earned second-team accolades from the league's media...shared Spartan Outstanding Underclass Back Award honors with tailback Sedrick Irvin and wide receiver Gari Scott...started all year at split end and established a school season-record with 65 receptions, topping the previous mark of 60 catches by Courtney Hawkins in 1989...gained more than 100 yards receiving in four contests...ranked third in the conference with an average of 84.4 yards and fifth with an average of 5.4 catches-per-game...recorded six solo tackles and forced a fumble on special teams...did not play in 1997...attended Fork Union Military Academy in 1996 and caught 33 passes for 807 yards (24.5 avg.) and 12 touchdowns...majored in communications.

PERSONAL: Was *Parade*, *Prep Football Report* and *National Recruiting Advisor* All-American first-team choice at Green Run (Virginia Beach, Va.) High...rated the best receiver in the nation by *Scholastic Sports*...was an All-State first team pick as a receiver & free safety as a senior...led the team to three straight Class AAA state titles...holds the school's career-records with 86 receptions, 38 touchdown catches...caught 22 passes for 590 yards (26.8 avg.) with 16 touchdowns as a senior...was an All-State, All-District & All-Tidewater Area selection as a junior, catching 20 passes for 496 yards (24.8 avg.), including 14 touchdowns...was an All-State second-team selection in basketball as a senior when he averaged 19.6 points, 13.2 rebounds, 4.1 steals and 3.1 blocks...was a national semifinalist in the 400 intermediate hurdles (52.6)...won the state 300 intermediate hurdles title (37.6) as a senior...is the son of Vicki Burress...has two brothers, Rick and Carlos...Full name: Plaxico Burress.

BURRESS' GAME-BY-GAME STATISTICS

		RECEIVING						RUSHING					
2000													
DATE	OPPONENT	No.	Yds.	Avg.	TD	Lg		No.	Yds.	Avg.	TD	Lg	
9/3	BALTIMORE	4	77	19.3	0	39		0	0	0.0	0	—	
9/17	at Cleveland	1	10	10.0	0	10		0	0	0.0	0	—	
9/24	TENNESSEE	1	17	17.0	0	17		0	0	0.0	0	—	
10/1	at Jacksonville	3	40	13.3	0	19		0	0	0.0	0	—	
10/8	at N.Y. Jets	3	26	8.7	0	12		0	0	0.0	0	—	
10/15	CINCINNATI	4	33	8.3	0	12		0	0	0.0	0	—	
10/22	CLEVELAND	2	25	12.5	0	14		0	0	0.0	0	—	
10/29	at Baltimore	2	16	8.0	0	9		0	0	0.0	0	—	
11/5	at Tennessee	1	25	25.0	0	25		0	0	0.0	0	—	
11/12	PHILADELPHIA	1	4	4.0	0	4		0	0	0.0	0	—	
11/19	JACKSONVILLE	0	0	0.0	0	—		0	0	0.0	0	—	
11/26	at Cincinnati	0	0	0.0	0	—		0	0	0.0	0	—	
SEASON TOTALS		22	273	12.4	0	39		0	0	0.0	0	—	

BURRESS' CAREER STATISTICS

RECEIVING	No.	Yds.	Avg.	LG	TD
2000 Pittsburgh (AFC)	22	273	12.4	39	0
NFL Totals (1 year)	22	273	12.4	39	0

96

CLANCY



6-1, 289

KENDRICK CLANCY
DEFENSIVE TACKLE

HEIGHT-6-1
 WEIGHT-289
 COLLEGE-Mississippi
 BIRTHDATE-September 17, 1978
 BIRTHPLACE-Tuscaloosa, Al.
 HOW ACQUIRED-D3a-'00 (#10, 72)
 NFL EXPERIENCE-2nd Year
 GAMES PLAYED-STARTED-'00 (9-0)
 CAREER TOTALS: (9-0)

PRO: Was a highly regarded rookie, one of seven 2000 draft selections to make the team...came on strong after a slow start to impress the coaches. **2000:** Saw limited playing time in nine games...was credited with five total tackles (four solos)...also had one tackle for a loss...suffered a left ankle injury early in the game versus Baltimore (9/3) and did not return...missed three consecutive games because of his ankle injury...dressed for the first time in three games after suffering an ankle injury at N.Y. Jets (10/8)...logged eight plays...logged 15 defensive snaps versus Cincinnati (10/17)...was deactivated Friday versus Cleveland (10/22)...returned to the active lineup at Baltimore (10/29)...logged 11 defensive snaps...played 11 plays at Tennessee (11/5)...was deactivated Friday versus Philadelphia (11/12)...was deactivated Friday versus Jacksonville (11/19)...was deactivated Friday at Cincinnati (11/26)...played eight defensive snaps versus Oakland (12/3)...had one assist at N.Y. Giants (12/10)...registered three total tackles (two solos) versus Washington (12/16)...played 17 defensive snaps...logged seven plays at San Diego (12/24)...finished with one solo tackle.

COLLEGE: Was a third-team All-American selection by *The Sporting News* and *Football News* in 1999...was an All-Southeastern Conference first-team choice...started eight games at right defensive tackle...earned team Player of the Week honors versus Memphis, Auburn, South Carolina and Georgia while serving as squad tri-captain...finished with 49 tackles (29 solos), seven sacks and 18 tackles for losses...played in every game in 1998, starting nine contests (eight at left tackle, one at right tackle)...recorded 55 tackles (34 solos) with 1½ sacks and 15 tackles for losses...earned Max Emfinger's JUCO 150 Century Club All-American and Super Prep JUCO Top 100 honors at East Central (Miss.) Community College in 1997...added All-South Division first-team honors...recorded 191 tackles (101 solos) with 17 sacks during his two-year career (1996-97)...majored in criminal justice.

PERSONAL: Lettered three times in football at Holt (Tuscaloosa, Ala.) High...is the son of Annette and Ronnie Lewis...has three brothers and one sister...Full name: Kendrick Clancy.

CLANCY'S CAREER STATISTICS

TACKLES	Solo	AT	Tot.	Sp.T.	Sacks	FF	FR
2000 Pittsburgh (AFC)	4	1	5	0	0.0	0	0
NFL Totals (1 year)	4	1	5	0	0.0	0	0

24

CODIE



6-3, 211

NAKIA CODIE

SAFETY

HEIGHT-6-3

WEIGHT-211

COLLEGE-Baylor

BIRTHDATE-January 20, 1976

BIRTHPLACE-Cleburne, Texas

HOW ACQUIRED-FA'00

NFL EXPERIENCE-2nd Year

GAMES PLAYED-STARTED-'00 (6-0)

CAREER TOTALS: 6-0

PRO: Originally signed with the Steelers on April 4, 2000, after spending the 1999 season on the Detroit Lions practice squad ...has good size and speed...is very physical...was signed to the club's practice squad after being waived on the last cut of the 2000 training camp...was added to the active roster Nov. 18 when Scott Shields was placed on injured reserve...signed with the Lions as a rookie free agent. **2000:** Performed admirably...collected his first career interception in the season-finale at San Diego....was forced into action because of injuries to Lee Flowers and Brent Alexander, who left the game briefly because of a fractured hand, versus Washington (12/16)...played 11 defensive snaps...had one special-teams tackle....collected his first interception as a pro at San Diego (12/24)...returned it 14 yards.

COLLEGE: Was a three-year starter who finished his career with 283 tackles...played both safety spots...tied for second on team with 90 tackles as a senior in 1998...was honorable mention All-Big 12 pick as a junior in 1997 when he finished with 88 tackles, despite missing the last three games...registered a career-high 18 tackles in game at Michigan...started at free safety as a sophomore in 1996 and made 75 tackles and blocked two kicks on special teams...was the team's top backup at both safety spots as a freshman in 1995...started two games as a freshman...finished freshman year with 30 tackles and blocked one kick on special teams...was a member of Baylor's track team...finished seventh in the long jump at the 1996 Big 12 outdoor meet...majored in telecommunications.

PERSONAL: Was rated the top safety in the nation by *Blue Chip Magazine*...was a *SuperPrep* All-American pick...attended Cleburne High School...was a McDonald's All-America selection in basketball after his senior year...son of the late Francie Codie...has one brother and three sisters...Full name: Nakia Codie.

CODIE'S CAREER STATISTICS

TACKLES

	Solo	AT	Tot.	Sp.T.	Sacks	FF	FR
2000 Pittsburgh (AFC)	0	0	0	6	0.0	0	0
NFL Totals (1 year)	0	0	0	6	0.0	0	0

INTERCEPTIONS

	No.	Yds.	Avg.	LG	TD
2000 Pittsburgh (AFC)	1	14	14.0	14	0
NFL Totals (1 year)	1	14	14.0	14	0

73

COMBS



6-5, 291

CHRIS COMBS

DEFENSIVE LINE

HEIGHT-6-5
 WEIGHT-291
 COLLEGE-Duke
 BIRTHDATE-December 15, 1976
 BIRTHPLACE-Roanoke, Va.
 HOW ACQUIRED-D6a-'00 (#7, 173)
 NFL EXPERIENCE-2nd Year
 GAMES PLAYED-STARTED-'00 (6-0)
 CAREER TOTALS: 6-0

PRO: Was one of the biggest surprises of training camp and earned a roster spot along the defensive line...is a very intense player with long arms, a muscular physique and super initial quickness. **2000:** Saw limited action in six games...was inactive for 10 games, including the last four...started two preseason games for the Steelers...logged 35 defensive plays versus Baltimore (9/3)...finished with four total tackles, including three solo stops...accumulated 11 defensive plays at Cleveland (9/17)...logged five plays versus Tennessee (9/24)...did not record any tackles...was deactivated Sunday at Jacksonville (10/1)...dressed for the first time in two weeks at N.Y. Jets (10/8)...logged five defensive snaps...had one assist...was deactivated Sunday the next four weeks, beginning with the Oct. 15 Cincinnati game...dressed for the first time in five weeks versus Philadelphia (11/12)...played nine defensive snaps...was deactivated Sunday versus Jacksonville (11/19)...logged nine defensive plays at Cincinnati (11/26)...was deactivated Sunday versus Oakland (12/3)...was deactivated Sunday at N.Y. Giants (12/10)...was deactivated Sunday versus Washington (12/16)...was deactivated Sunday at San Diego (12/24).

COLLEGE: Holds the school career-record with 57.5 stops behind the line of scrimmage and ranks second with 21 quarterback sacks...was a 1999 All-Atlantic Coast Conference first-team selection for the second straight year...lined up at strongside defensive tackle and recorded 57 tackles (42 solos) with three sacks, 10 quarterback pressures and a team-high 15 stops for losses...forced and recovered one fumble and blocked one kick...was a 1998 All-ACC and Academic All-ACC pick...started every game at strongside tackle...led the team with four sacks and 14.5 stops for losses...was credited with 18 quarterback pressures...forced two fumbles and recovered another...was a second-team All-ACC pick as a sophomore in 1997...earned team Outstanding Defensive Lineman honors...started every game and recorded a career-high 74 tackles (56 solos) and led the team with six sacks and 17 stops for losses...was credited with 23 quarterback pressures, deflected three passes and recovered and forced a fumble...appeared in every game as a redshirt freshman in 1996, starting seven contests...recorded 53 tackles (26 solos) with a team-high eight sacks and 11 stops for losses (both team records for freshmen)...was credited with six quarterback pressures and a pass deflection...earned a bachelor's degree in sociology.



PERSONAL: Was a *Roanoke Times & World News* Top 25 pick, adding *Super Prep* Top 25 (ranked 13th in the state) and All-State Class AAA selection at Patrick Henry (Roanoke, Va.) High...lettered twice in football as a defensive end and tight end...added three letters in track and four more in baseball...clocked a personal best 52.9 in the 400-meters...was an honor roll student...is the son of Glen and Marsha Combs...father played basketball at Virginia Tech (1965-69) and in the American Basketball Association until 1975...Full name: Christopher Brandon Combs.

COMBS' CAREER STATISTICS

TACKLES	Solo	AT	Tot.	Sp.T.	Sacks	FF	FR
2000 Pittsburgh (AFC)	3	2	5	0	0.0	0	0
NFL Totals (1 year)	3	2	5	0	0.0	0	0

48

CUSHING



6-3, 260

MATT CUSHING

TIGHT END

HEIGHT-6-3

WEIGHT-260

COLLEGE- Illinois

BIRTHDATE- July 2, 1975

BIRTHPLACE- South Bend, Ind.

HOW ACQUIRED- 1999 Free Agent

NFL EXPERIENCE- 3rd Year

GAMES PLAYED- STARTED- '99 (7-2), '00 (7-1)

CAREER TOTALS: 14-3

PRO: Has spent the past three training camps with the team after signing as an undrafted free agent in April 1998...re-signed with the Steelers on February 23, 1999...was allocated by the Steelers to the Amsterdam Admirals of the NFL Europe League...caught six passes for 62 yards as a backup tight end...was released during summer camp...re-signed with the Steelers Oct. 28, 1999, when the club placed rookie tight end Jerame Tuman on the injured reserve list due to knee surgery. **2000:** Released prior to the start of the 2000 season (Sept. 5) but was re-signed Nov. 7 when Cory Geason was placed on reserved/injured list (Nov. 6)...worked as a teacher prior to re-joining the team...caught one pass for three yards versus Philadelphia (11/12) in his first appearance since the 1999 season...caught two passes for nine yards versus Jacksonville (11/19)...contributed once again to the offense at Cincinnati (11/26)...caught his fourth reception of the season for five yards. **1999:** Was pressed into action because of injuries to Mark Bruener and Mitch Lyons at Kansas City (12/18)...did not have a reception...made his first career start but did not have a reception versus Carolina (12/26)...helped pave the way for Jerome Bettis' 137 yards rushing...caught first two passes of his NFL career for 29 yards in season-finale versus Tennessee (1/2). **1998:** Participated in training camp with the Steelers after

signing a free agent contract...was released by the Steelers in training camp.

COLLEGE: Was a three-year starter...started final 33 games...caught 64 passes for 709 yards and four touchdowns during his career...caught 14 passes for 157 yards as a senior in 1997...had a career-high 22 receptions for 203 yards in 1996...caught 15 passes for 194 yards and two touchdowns as a sophomore...caught a career-long 40-yard touchdown pass versus Minnesota...received the Bruce Capel award as the most courageous Illinois player...majored in urban planning.

PERSONAL: Academic All-American finalist and Academic All-American District 5 selection...two-time Academic All-Big Ten selection...had 3.2 cumulative GPA...born July 2, 1975 in Chicago, Illinois...Full name: Matthew Jay Cushing.

CUSHING'S CAREER STATISTICS

RECEIVING	No.	Yds.	Avg.	LG	TD
1999 Pittsburgh (AFC)	2	29	14.5	22	0
2000 Pittsburgh (AFC)	4	17	4.3	5	0
NFL Totals (2 years)	6	46	7.7	22	0



ROGER DUFFY

GUARD/CENTER

HEIGHT— 6-2

WEIGHT— 298

COLLEGE— Penn State

BIRTHDATE— July 16, 1967

BIRTHPLACE— Pittsburgh, Pa.

HOW ACQUIRED— Free Agent (1998 N.Y. Jets)

NFL EXPERIENCE— 12th Year

GAMES PLAYED-STARTED— '90 (16-2), '91 (12-0), '92 (16-6), '93 (16-1), '94 (16-14), '95 (16-16), '96 (16-16), '97 (15-15), '98 (16-4), '99 (16-11), '00 (16-7)

CAREER TOTALS: 171-92

STEELERS TOTALS: 48-22

PRO: Is a crafty and versatile veteran who provides stability and experience to the offensive front...signed March 13, 1998 as an unrestricted free agent from the New York Jets...can play guard or center...can also long snap...has been a key performer for the Steelers the past three years, filling in at center and guard. **2000:** Started the final seven games of the season at center for the injured Dermontti Dawson...missed all but the final game of the preseason because of a high-ankle sprain...played in the final quarter versus Cincinnati (10/15)...played most of the second half because of Dawson's hamstring injury at Tennessee (11/15)...started his first game at center for injured Dermontti Dawson since last season versus Philadelphia (11/12)...helped pave the way for Jerome Bettis' fifth 100-yard rushing performance...earned his second consecutive start at center (11/19)...started his third straight game at center for



injured Dermontti Dawson at Cincinnati (11/26)...started his fourth consecutive game for Dermontti Dawson and was instrumental in helping produce Jerome Bettis' sixth 100-yard rushing performance of the season versus Oakland (12/3)...started his fifth consecutive game for the injured Dermontti Dawson at N.Y. Giants (12/10)...earned his sixth straight start at center versus Washington (12/16)...helped pave the way for Jerome Bettis' seventh 100-yard rushing performance of the season. **1999:** Started a total of nine games—seven at center and two at left guard...filled in for starting guard Alan Faneca, who suffered an ankle injury late in the second quarter in the season-opener at Cleveland (9/12)...was pressed into action to replace Faneca who was still bothered by his ankle injury at Baltimore (9/19)...played most of the second half...saw a lot of action in the second half because of Faneca's nagging ankle injury versus Seattle (9/26)...started his first game since the Sept. 27, 1998 Seattle game at left guard for the injured Alan Faneca versus Jacksonville (10/3)...started his second straight game for Faneca, who replaced Duffy in the second quarter at Buffalo (10/10)...was inserted back into the game when Faneca suffered a right ankle injury...proved again his value by replacing the injured Dermontti Dawson at center at Cincinnati (10/17)...played the entire second half and virtually all the second quarter...played a key role in Jerome Bettis' first 100-yard rushing performance of the season...started at center in place of injured Dermontti Dawson in Monday Night game against Atlanta (10/25)...started for the second consecutive game at center for Dawson at San Francisco (11/7)...made four consecutive starts for Dermontti Dawson versus Cleveland (11/14), at Tennessee (11/21) versus Cincinnati (11/28) and at Jacksonville (12/2)...replaced the injured Dawson after he re-injured his hamstring versus Baltimore (12/12)...started his seventh game of the season for the injured Dermontti Dawson at Kansas City...started his eighth game at center for Dawson versus Carolina (12/26)...helped pave the way for Jerome Bettis' second 100-yard game of the season (a season-high 137 yards) and the offense's second-highest rushing performance of the year (211 yards). **1998:** Battled his way to the starting left guard position before being replaced by rookie first-round draft pick Alan Faneca in the fifth game of the season...started his first game at left guard for the Steelers in the season-opener versus Baltimore (9/6)...started at left guard and helped pave the way for Jerome Bettis' 131-yard performance against Chicago (9/13)...helped anchor reconfigured offensive front that paved way for Jerome Bettis' 138-yard performance versus Seattle (9/27)...was pressed into action in the Green Bay contest (11/9) because of a knee injury to Brenden Stai...saw limited action for a few plays against Jacksonville (11/22) in place of center Dermontti Dawson who injured his elbow that briefly forced him from the game. **1997:** Had the longest current string of consecutive starts of any Jets offensive player—238 games—before his streak ended Oct. 12 versus Miami due to a knee injury...started the season at center in Week 1's 41-3 opening win at Seattle and did a great job of coordinating the offensive line calls...helped hold the strong Seattle defenders to no sacks and allow quarterback Neil O'Donnell time to throw for a career-high five TD passes...also opened holes for Adrian Murrell's 131-yard (on 24 attempts) rushing effort, 5.5 yards a carry...helped pave the way for Adrian Murrell's 18-carry, 110-yard game versus New England (9/14)...had a tremendous day in Game 5 versus Cincinnati (9/28), not allowing a sack and helping pave the way for the offense's 190 rushing yards and holding onto the ball for 42:50 in time of possession...missed the Miami game (10/12) because of a knee injury...returned to action as the starter and helped keep Neil O'Donnell and

Glenn Foley relatively clean (one sack for minus-five yards) versus New England (10/19)...opened a nice hole on Adrian Murrell's 43-yard TD run in the fourth quarter of the Miami contest (11/9)...helped offense hold the ball for 37:31, rush for 122 yards and contain the potent Bucs pass rush without a sack in the Tampa Bay contest (12/14)...faced Pro Bowler Warren Sapp and Brad Culpepper for much of the afternoon. **1996:** Was one of only eight Jets players to start every game...moved to center in Game 7 when Dave Alexander suffered a season-ending knee injury (ACL)...started the season at right tackle in place of David Williams, who missed the game because of back spasms...moved back to left guard for Games 2-7...graded out as one of the most consistent offensive linemen for the Jets...anchored line that helped produce 1,000-yard rushing season for Adrian Murrell (1,249). **1995:** Was the only offensive lineman and one of only two offensive players to start every game. **1994:** Started the first 14 games of the season at left guard...did not start the final two contests because of an ankle sprain but was still able to handle long-snapping duties...was a member of an offensive line that did not yield a sack in three games and allowed just one sack in seven other contests...helped line earn game ball for performance at Minnesota when it shut down Pro Bowl defensive tackles John Randle and Henry Thomas. **1993:** Played in all 16 games...substituted for center Jim Sweeney (ankle) in Games 12 and 14-15...made first start (at right guard) of the season in Game 5 against L.A. Raiders, replacing Dwayne White. **1992:** Played in 16 games and made six starts, all at left guard...made first start of season in Game 8 at Miami. **1991:** Played in 12 games...used as an extra blocking tight end late in the season. **1990:** Played in 16 games and started two at center in Games 12 and 13.

COLLEGE: Was a three-year starting center at Penn State...was considered by Joe Paterno as the "best center we've ever had at the school"...started in his final 31 games...anchored a line that led the way to an average 213.9 yards rushing a game...was named to the GTE CoSIDA Academic All-America team...was selected for the Toyota Leader of the Year award for excellence in athleticism, academics and community service...took over the starting center assignment in sophomore year.

PERSONAL: Wife Cathy...son McKenzie Patrick (2/1/94) and daughters Jaclyn (1/12/96 and Abigail (4/25/97)...was an All-State center at Canton Central Catholic High School in his hometown of Canton, Ohio...was born in Pittsburgh...has a twin brother, Pat, who also played football at Penn State...Full name: Roger Thomas Duffy.

81

EDWARDS



5-9, 196

TROY EDWARDS**WIDE RECEIVER****HEIGHT**—5-9**WEIGHT**—196**COLLEGE**—Louisiana Tech**BIRTHDATE**—April 7, 1977**BIRTHPLACE**—Shreveport, La.**HOW ACQUIRED**—Draft (1st in 1999)**NFL EXPERIENCE**—3rd Year**GAMES PLAYED-STARTED**—'99 (16-6), '00 (14-1)**CAREER TOTALS**: 30-7

PRO: Showed flashes of his big-play capabilities but has struggled with inconsistency during his first two years. **2000:** Finished with 18 receptions for 215 yards...also returned 15 kickoffs for 298 yards, second-most on the team, for a 19.9 average...was held to two receptions for seven yards...had one fair catch as a punt returner versus Baltimore (9/3)...was deactivated Sunday because of his hamstring injury at Cleveland (9/24)...had one of his most productive days in a while as a receiver and kick returner versus Tennessee (9/24)...caught three passes for 50 yards, a 16.7-yard average...also returned three kickoffs for 77 yards for a 25.7-yard average, including longs of 37 and 31 yards...caught one pass for 20 yards at Jacksonville (10/1)...also returned two kickoffs for 42 yards...led the team in receptions for the first time this season at N.Y. Jets (10/8)...had four catches for 27 yards...also ran a reverse for 15 yards...returned one kickoff for 21 yards...had one reception for seven yards versus Cincinnati (10/15)...returned two kickoffs for 35 yards, including a long of 22...caught two passes for 15 yards versus Cleveland (10/22)...also returned one kickoff for 10 yards...was deactivated Sunday because of his hip injury at Baltimore (10/29)...was held without a reception at Tennessee (11/5)...returned two kickoffs for 40 yards...caught two passes for 25 yards, including a long of 18 yards, versus Philadelphia (11/12)...also returned two kickoffs for 34 yards...was held without a reception versus Jacksonville (11/19)...returned two kickoffs for 39 yards, one on which he fumbled that led to a Jaguars TD...saw limited action at Cincinnati (11/26)...did have one reception on which he made an outstanding run, reversing his field and dashing 27 yards...was held without a reception versus Oakland (12/3)...caught one pass for 25 yards at N.Y. Giants (12/10)...had one reception for 12 yards versus Washington (12/16)...was held without a reception but recorded two special-teams tackles at San Diego (12/24). **1999:** Established a Steelers record for receptions by a rookie (61), tying Hines Ward for team honors...also finished with a team-high 714 receiving yards, which ranks second on the Steelers' all-time list for receiving yards by a rookie...selected the team's Rookie of the Year by the Pittsburgh Chapter of the Football Writers of America (Joe Greene Great Performance Award)...started six games, including the final five...performed outstandingly in his Steelers debut, both on offense and special teams at Cleveland (9/12)...was second on the team with four receptions for 45 yards, an 11.3-yard average...also returned three punts for 17 yards and recovered a fumble (forced by Lance Brown) while covering a kickoff that led to a Steelers' TD...once again lived up to his big-play capability at Baltimore (9/19) and caught a key pass to

keep the Steelers game-winning field goal drive alive late in the fourth quarter...finished the game with five receptions for 38 yards...also returned two kickoffs for 34 yards (17.0 average) and two punts for six yards (3.0 average)...led the team in receptions for the first time versus Seattle (9/26)...finished with six receptions for 72 yards and his first career touchdown reception...did not return any kicks after suffering a bruised hip...made a nifty one-handed catch for his first career TD...continued to make big plays as both a kick returner and receiver versus Jacksonville (10/3)...did not lead the team in receptions for only the second time...nearly broke both a kickoff and punt return for touchdowns...had a career-long 36-yard punt return...also recorded a 44-yard kickoff return...finished with two receptions for 22 yards...also had two kickoffs for 72 yards and two punt returns for 36 yards...added four receptions to his team-leading totals at Buffalo (10/10)...had four catches for 50 yards, a 12.5-yard average, including a season-long of 25 yards...also scored his second TD of the season on a 17-yard play in the second quarter...returned one punt for five yards...led the team in receptions for the third time at Cincinnati (10/17)...had four receptions for 58 yards, including a long of 17 yards...was held without a reception for the first time in the season in Monday Night game versus Atlanta (10/25)...returned one kickoff for nine yards...rebounded from a sub-par performance by tying his season high for receptions with six at San Francisco (11/7)...finished with six receptions for 76 yards, averaging a solid 12.7 yards a catch...had a season-long 41-yard reception that included an acrobatic move in which he was spun around by a would-be tackler, maintained his balance and was able to gain an extra five yards...also returned one kickoff for 20 yards...saved a touchdown on Lawrence Phillips' 75-yard kickoff return...had a busy day as a receiver and kick returner versus Cleveland (11/14)...caught two passes for 29 yards...also returned four punts for 73 yards, including a season-long 48-yarder...also returned three kickoffs for 43 yards, a 14.3-yard average and a long of 25...caught two passes for 24 yards, including a 15-yard TD pass, his third of the season at Tennessee (11/21)...had a big day for the Steelers, setting career highs for receptions and receiving yards versus Cincinnati (11/28)...finished with seven catches for 86 yards, including the second-longest reception of his Steelers career (37 yards)...moved into second place with 42 catches on the Steelers rookie reception list, surpassing Charles Johnson, who had 38 in 1994...also made one fair catch on a punt return...caught two passes for 29 yards at Jacksonville (12/2)...established a new rookie record for receptions in a season with his second catch of the game versus Baltimore (12/12), eclipsing Louis Lipps' record of 45 receptions set in 1984...finished with a team-high six receptions for 64 yards and one TD...also returned five punts for 50 yards and two kickoffs for 37 yards...led the team for the fifth time with five receptions for 58 yards (tied for team honors two other times) at Kansas City (12/18)...averaged 11.6 yards a reception and collected his fifth TD catch of the season, tying Hines Ward for the team lead in that category...also returned three punts for 15 yards...caught three passes for 36 yards and a team-high 12-yard average versus Carolina (12/26)...finished with three receptions for 27 yards before being ejected in the final minutes of the game in the season-finale versus Tennessee (1/2)...also returned one punt for five yards.

COLLEGE: Was one of the most prolific receivers in NCAA history...shattered all of his school's career, season and single-game receiving records...was a first-team All-America and All-Independent selection...named Offensive Player of the Year by The Sports Network...won the 1998 Fred Biletnikoff Award, given to the nation's top



receiver...led the nation in receptions in 1998 (140 catches for 1,996 yards)...was two receptions shy of the NCAA single-season record of 142 set by Manny Hazard of Houston in 1989...set a national record with 1,996 receiving yards as a senior...scored 31 total touchdowns as a senior to shatter previous school single-season record of 17...registered 27 touchdown receptions to tie a national record set by Jerry Rice (1984)...gained 227 yards and three scores on 21 carries (10.8 avg.)...returned 13 punts for 235 yards (18.1 avg.) and one score and added 326 yards on 16 kickoff returns (20.4 avg.) as a senior...scored a school single-season record 188 points in 1998, the second-highest total ever by a collegian, trailing only Barry Sanders of Oklahoma State (234 in 1988)...hailed in a school-record 21 catches for a NCAA-record 405 yards and three touchdowns in 1998 season-opener against Nebraska...tied school record set by Mike Barber (1973) with his 94-yard touchdown reception versus Nebraska...set a NCAA Division 1-A career record with 50 touchdown catches and ranks second in Division 1-A annals with 280 receptions in just three seasons...registered 4,352 yards receiving, the third-highest figure in collegiate history...ranks third in school history with 991 kickoff return yards.set school career records with 56 touchdowns and 344 points...was an All-America second-team choice in 1997 by *The National Draft Report* and *College Sports News*...was a third-team All-America selection by the Associated Press and a *Football News* All-Independent first-team pick...chosen Louisiana Player of the Year by the Louisiana Sports Writers Association...led the nation with 102 receptions (1,707 yards)...was All-Louisiana honorable mention in 1996 when he caught 38 passes for 649 yards and 10 touchdowns...general studies major.

PERSONAL: Was an All-Louisiana, All-District 1-5A, All-City, *Shreveport Times* Most Valuable Player and team MVP as a running back at Huntington (Shreveport, La.) High...set a city single-season record with 32 touchdowns and rushed 199 times for 1,689 yards (8.5 avg.), leading the school to its first-ever playoff appearance...is the youngest of eight children (four brothers and three sisters) of Ruthie Edwards...born April 7, 1977 in Shreveport, Louisiana...Full name: Troy Edwards.

Edwards' Career Single-Game Highs

Regular Season

Receptions- 7 (11/26/99 vs. Cincinnati)
 Receiving Yards- 86 (11/28/99 vs. Cincinnati)
 Longest Reception- 41 (11/7/99 at San Francisco)
 TDs Receptions- 1 (Several, Last: 12/18/99 at K.C.)
 100-yard Games- 0
 Kickoff Returns- 3 (9/24/000 vs. Tenn./11/14/99 vs. Cleveland)

Kickoff Return Yards- 77 (9/24/00 vs. Tennessee)
 Longest Kickoff Return- 44 (10/3/99 vs. Seattle)
 Punt Returns- 5 (12/2/99 at Jacksonville)
 Punt Return Yards- 73 (11/14/99 vs. Cleveland)
 Longest Punt Return- 48 (11/14/99 vs. Cleveland)

EDWARDS' GAME-BY-GAME STATISTICS

RECEIVING							RUSHING				
2000											
Date	Opponent	No.	Yds.	Avg.	Lg.	TD	No.	Yds.	Avg.	Lg.	TD
9/3	BALTIMORE	2	7	3.5	--	4	1	-9	-9.0	-9	0
9/17	at Cleveland	0	0	0.0	0	—	0	0	0.0	—	0
9/24	TENNESSEE	3	50	16.7	27	0	0	0	0.0	—	0
10/1	at Jacksonville	1	20	20.0	20	0	0	0	0.0	—	0
10/8	at N.Y. Jets	4	27	6.8	12	0	1	15	15.0	15	0
10/15	CINCINNATI	1	7	7.0	7	0	0	0	0.0	—	0
10/22	CLEVELAND	2	15	7.5	11	0	1	-2	-2.0	-2	0
10/29	at Baltimore				DNP						
11/5	at Tennessee	0	0	0.0	—	0	0	0.0	0	—	0
11/12	PHILADELPHIA	2	25	12.5	18	0	0	0.0	0	—	0
11/19	JACKSONVILLE	0	0	0.0	—	0	0	0.0	0	—	0
11/26	at Cincinnati	1	27	27.0	27	0	0	0	0.0	—	0
12/3	OAKLAND	0	0	0.0	—	0	0	0	0.0	—	0
12/10	at N.Y. Giants	1	25	25.0	25	0	0	0	0.0	—	0
12/16	WASHINGTON	1	12	12.0	12	0	0	0	0.0	—	0
12/24	at San Diego	0	0	0.0	—	0	0	0	0.0	—	0
SEASON TOTALS		18	215	11.9	27	0	3	4	-1.3	15	0

KICKOFF RETURNS							PUNT RETURNS					
2000												
Date	Opponent	No.	Yds.	Avg.	Lg.	TD	No.	FC	Yds.	Avg.	Lg.	TD
9/3	BALTIMORE	0	0	0.0	—	0	1	0	0	0.0	—	0
9/17	at Cleveland	0	0	0.0	—	0	0	0	0	0.0	—	0
9/24	TENNESSEE	3	77	25.7	37	0	0	0	0	0.0	—	0
10/1	at Jacksonville	2	44	22.0	23	0	0	0	0	0.0	—	0
10/8	at N.Y. Jets	1	21	21.0	21	0	0	0	0	0.0	—	0
10/15	CINCINNATI	2	35	17.5	22	0	0	0	0	0.0	—	0
10/22	CLEVELAND	1	10	10.0	10	0	0	0	0	0.0	—	0
10/29	at Baltimore				DNP							
11/5	at Tennessee	2	40	20.0	20	0	0	0	0	0.0	—	0
11/12	PHILADELPHIA	2	34	17.0	25	0	0	0	0	0.0	—	0
11/19	JACKSONVILLE	2	39	19.5	26	0	0	0	0	0.0	—	0
11/26	at Cincinnati	0	0	0.0	—	0	0	0	0	0.0	—	0
12/3	OAKLAND	0	0	0.0	—	0	0	0	0	0.0	—	0
SEASON TOTALS		15	298	19.9	37	0	1	0	0	0.0	—	0

RECEIVING							RUSHING				
1999											
Date	Opponent	No.	Yds.	Avg.	Lg.	TD	No.	Yds.	Avg.	Lg.	TD
9/12	at Cleveland	4	45	11.3	19	0	0	0	0.0	—	0
9/19	at Baltimore	5	38	7.6	16	0	0	0	0.0	—	0
9/26	SEATTLE	6	72	12.0	17	1	0	0	0.0	—	0
10/3	JACKSONVILLE	2	22	11.0	11	0	0	0	0.0	—	0
10/10	at Buffalo	4	50	12.5	25	1	0	0	0.0	—	0



10/17	at Cincinnati	4	58	14.5	17	0	0	0	0.0	—	0
10/25	ATLANTA	0	0	0.0	—	0	0	0	0.0	—	0
11/7	at San Francisco	6	76	12.7	41	0	0	0	0.0	—	0
11/14	CLEVELAND	2	29	14.5	15	0	0	0	0.0	—	0
11/21	at Tennessee	2	24	12.0	15	1	0	0	0.0	—	0
11/28	CINCINNATI	7	86	12.3	37	0	0	0	0.0	—	0
12/2	at Jacksonville	2	29	14.5	16	0	0	0	0.0	—	0
12/12	BALTIMORE	6	64	10.7	23	1	0	0	0.0	—	0
12/18	at Kansas City	5	53	11.6	16	1	0	0	0.0	—	0
12/26	CAROLINA	3	36	12.0	19	0	0	0	0.0	—	0
1/2	TENNESSEE	3	27	9.0	11	0	0	0	0.0	—	0
SEASON TOTALS		61	714	11.7	41	5	0	0	0.0	—	0

KICKOFF RETURNS

PUNT RETURNS

1999											
Date	Opponent	No.	Yds.	Avg.	Lg.	TD.	No.	FC	Yds.	Avg.	TD Lg.
9/12	at Cleveland	0	0	0.0	—	0	3	1	17	5.7	11 0
9/19	at Baltimore	2	34	17.0	19	0	2	1	6	3.0	6 0
9/26	SEATTLE	0	0	0.0	—	0	0	0	0	0.0	— 0
10/3	JACKSONVILLE	2	72	36.0	44	0	2	1	36	18.0	36 0
10/10	at Buffalo	0	0	0.0	—	0	1	0	5	5.0	5 0
10/17	at Cincinnati	1	15	15.0	15	0	3	0	22	7.3	11 0
10/25	ATLANTA	1	9	9.0	9	0	0	0	0	0.0	— 0
11/7	at San Francisco	1	20	20.0	20	0	0	0	0	0.0	— 0
11/14	CLEVELAND	3	43	14.3	25	0	4	0	73	18.3	48 0
11/21	at Tennessee	1	4	4.0	4	0	0	0	0	0.0	— 0
11/28	CINCINNATI	0	0	0.0	—	0	0	1	0	0.0	— 0
12/2	at Jacksonville	0	0	0.0	—	0	1	0	0	0.0	— 0
12/12	BALTIMORE	2	37	18.5	20	0	5	0	50	10.0	13 0
12/18	at Kansas City	0	0	0.0	—	0	3	0	15	5.0	12 0
12/26	CAROLINA	0	0	0.0	—	0	0	0	0	0.0	— 0
1/2	TENNESSEE	0	0	0.0	—	0	1	0	5	5.0	5 0
SEASON TOTALS		13	234	18.0	44	0	25	4	234	9.4	48 0

EDWARDS' CAREER STATISTICS

RECEIVING						PUNT RETURN					
	No.	Yds.	Avg.	LG	TD		No.	FC	Yds.	Avg.	LG TD
1999 Pittsburgh (AFC)	61	714	11.7	41	5	1999 Pittsburgh (AFC)	25	4	234	9.4	41 0
2000 Pittsburgh (AFC)	18	215	11.9	27	0	2000 Pittsburgh (AFC)	0	1	0	0.0	— 0
NFL Totals (2 years)	79	934	11.8	41	5	NFL Totals (2 years)	25	5	234	9.4	41 0
KICKOFF RETURN											
	No.	Yds.	Avg.	LG	TD						
1999 Pittsburgh (AFC)	13	234	18.0	44	0						
2000 Pittsburgh (AFC)	15	298	19.9	37	0						
NFL Totals (2 years)	28	532	19.0	44	0						



ALAN FANECA

GUARD

HEIGHT—6-5

WEIGHT—300

COLLEGE—Louisiana State

BIRTHDATE—December 7, 1976

BIRTHPLACE—New Orleans, La.

HOW ACQUIRED—Draft (1st in 1998)

NFL EXPERIENCE—4th Year

GAMES PLAYED-STARTED—'98 (16-12), '99 (15-14), '00 (16-16)

CAREER TOTALS: 47-42

PRO: Has been a solid performer for the Steelers in his first three years...should be a prominent figure along the offensive line...has been a starter since midway through his rookie season. **2000:** Had his best season in 2000....helped the offense finish as the fourth-best rushing team in the NFL, one of only 10 teams to compile more than 2,000 yards rushing...started all 16 games, extending his streak to 28 straight...made his 13th consecutive start, dating back to Oct. 10, 1999 at Buffalo, versus Baltimore (9/3)...helped pave the way for Jerome Bettis' first 100-yard game of the season and the team's 58th under Bill Cowher at Cleveland (9/17)...started his 15th consecutive game versus Tennessee (9/24)...started his 16th straight game at Jacksonville (10/1)...helped the team compile its most rushing yards (209) since the 1999 season opener at Cleveland...earned his 17th consecutive start at left guard at N.Y. Jets (10/8)...was instrumental in Steelers' potent rushing attack that produced a 100-yard performance by Jerome Bettis...started his 18th consecutive game versus Cincinnati (10/15)...was called for costly holding penalty at the one-yard line that nullified a Jerome Bettis touchdown run...helped pave the way for Bettis' third consecutive—and fourth of the season—100-yard game versus Cleveland (10/22)...started his 20th straight game at Baltimore (10/29)...started his 21st consecutive game at Tennessee (11/5)...earned his 22nd consecutive start versus Philadelphia (11/12)...helped pave the way for Jerome Bettis' fifth 100-yard rushing performance...started his 23rd straight game versus Jacksonville (11/19)...earned his 24th consecutive start at Cincinnati (11/26)...earned his 25th consecutive start vs. Oakland (12/3)...helped pave the way for Jerome Bettis' sixth 100-yard rushing performance of the season...started the final three games of the season, giving him 28 consecutive starts. **1999:** Was having a terrific season debut at Cleveland (9/12) before leaving the game at halftime, after suffering a left ankle injury late in the second quarter...played the rest of the first half after sustaining the injury but did not play during the second half...returned from his ankle injury suffered in the season-opener but was replaced in the second half by Roger Duffy at Baltimore (9/19)...started his third game of the season versus Seattle (9/26)...sat out most of the second half because of a lingering ankle injury...was deactivated Sunday for the Jacksonville game (10/3) because of his ankle injury...returned to active duty but did not start at Buffalo (10/10)...injured his other (right) ankle in the third quarter, forcing him from



the game...seemingly recovered from his ankle injuries and had one of his best games at Cincinnati (10/17)...helped pave the way for Jerome Bettis' first 100-yard game of the season...returned to the starting lineup at left guard in the Monday Night game versus Atlanta (10/25)...seemed as healthy as he has been for the previous few games at San Francisco (11/7)...started his fourth game in a row since returning from his ankle injury versus Cleveland (11/14)...made his eighth game of the season at Tennessee (11/21)...started his ninth game of the season versus Cincinnati (11/28)...made his 10th start of the season and seventh consecutive at Jacksonville (12/2)...started his eighth consecutive game and his 11th of the season versus Baltimore (12/12)...made his ninth consecutive start and his 12th of the season at Kansas City (12/18)...helped pave the way for Jerome Bettis' season-high 137 yards rushing and the Steelers second-highest rushing performance of the season (211 yards) versus Carolina (12/26)...made his 14th start of the season and 12th consecutive versus Tennessee (1/2). **1998:** Earned All-Rookie honors from *College & Pro Football Weekly* and *Football News*...saw limited action at offensive guard in the season-opener at Baltimore (9/6)...dressed but saw limited action versus Chicago (9/13)...made his most significant appearance to that part of the early season at Miami (9/20)...entered the game on the second offensive series at left guard...logged increased playing time versus Seattle (9/27), especially after the injuries to Will Wolford and Jim Sweeney...made his first career start in the NFL at Cincinnati (10/11)...helped offense compile 386 total yards, its most yardage of the season (257rushing/129 passing)...helped pave the way for another 100-yard rushing performance by Jerome Bettis, the Steelers fourth 100-yard rushing effort of the season, in the Monday Night game at Kansas City (10/26)...helped pave the way for the Steelers fifth 100-yard individual rushing performance in the Monday Night game versus Green Bay (11/9)...helped the offense produce one of its most efficient games, compiling 329 total yards without any sacks in the Jacksonville game (11/22)...helped lead Jerome Bettis to his highest rushing total of the season (139 yards) and his sixth 100-yard game of the year in the season-finale at Jacksonville (11/28)...was instrumental in helping the team produce its second-highest rushing total of the year (205 yards).

COLLEGE: Started last 36 games of college career...chosen as 1997 All-American first-team selection by the Associated Press, Football Writers Association, *Football News*, *The Sporting News* and Walter Camp...was an All-Southeastern Conference first-team choice...was one of three finalists for the Outland Trophy...started every game at right guard...helped the team average 410.6 yards-per-game...allowed only one sack during final college season...compiled 210 career pancake blocks...was a 1996 All-American second-team choice by *Football News*...was an All-SEC first-team selection...allowed only one sack as a sophomore...was selected as the SEC Freshman of the Year by the *Knoxville News-Sentinel* in 1995...redshirted in 1994...returned to school and graduated May 1999 with a degree in management entrepreneurship.

PERSONAL: Married to Julie Kuchta Faneca...was an All-Greater Houston, *Orlando Sentinel* All-South & Houston Touchdown Club Player of the Year as an offensive lineman at Lamar Consolidated (Tex.) High in his senior year...lettered in track, competing in the discus...attended John Curtis (New Orleans, La.) before playing at Lamar...is one of two children of Liane and Alan Faneca...Full name: Alan Joseph Faneca Jr.

57

FIALA



6-2, 239

JOHN FIALA**LINEBACKER****HEIGHT**—6-2**WEIGHT**—239**COLLEGE**—Washington**BIRTHDATE**—November 25, 1973**BIRTHPLACE**—Fullerton, Calif.**HOW ACQUIRED**—Free Agent (1998)**NFL EXPERIENCE**—4th Year**GAMES PLAYED-STARTED**—'98 (16-0), '99 (16-0), '00 (16-0)**CAREER TOTALS**: 48-0

PRO: Is a tough inside linebacker who provides depth and contributes on several special teams...could challenge for the starting inside linebacker position with the departure of Levon Kirkland...spent 1997 season on the Steelers practice squad...re-signed with the Steelers on February 20, 1998...was voted special-teams captain by his teammates the past two seasons (1999 and 2000). **2000:** Led the team with 22 special-teams tackles (13 solos)...also registered nine defensive tackles (seven solo)...accumulated a lot more playing time from scrimmage because of the ankle injuries sustained by both Earl Holmes and Levon Kirkland versus Baltimore (9/3)...logged 35 defensive snaps...was credited with six total tackles, including five solo stops...had a strong game on special teams versus Tennessee (9/24)...was credited with two solo special-teams tackles...had one special-teams assist at Jacksonville (10/1)...registered one special-teams assist at N.Y. Jets (10/8)...logged four defensive snaps versus Cincinnati (10/15)...was credited with one solo tackle...had a strong game on special teams, registering four solo tackles, at Baltimore (10/29)...also was involved in the tackle that forced Corey Harris to fumble that led to the Steelers game-winning field goal...had two special-teams tackles at Tennessee (11/5)...had two special-teams tackles versus Philadelphia (11/12)...played one defensive snap versus Jacksonville (11/19)...was credited with one solo tackle and two special-teams stops...was credited with four special-teams tackles at Cincinnati (11/26)...had one defensive snap...played two defensive snaps versus Washington (12/16)...had one assist...also had one special-teams tackle. **1999:** Was selected as one of two special-teams captains for the season...led team with 20 special-teams tackles (nine solos)...finished with one solo special-teams stop in season-opener at Cleveland (9/12)...saw most of his action on special teams at Baltimore (9/19)...played on four defensive snaps versus Seattle (9/26)...registered one solo special-teams tackle...played two defensive snaps at Buffalo (10/3)...registered two special-teams assists at Cincinnati (10/17)...recorded one solo special-teams tackle in Monday Night game (10/25)...had a strong game on special teams at San Francisco (11/7), registering three special-teams assists...had two special-teams assists versus Cincinnati (11/28)...registered one special-teams tackle at Kansas City (12/18)...was credited with one special-teams tackle versus Carolina (12/26). **1998:** Led the team with 29 special-teams tackles...played mostly on special teams in the season-opener versus Baltimore (9/6), recording one special-teams tackle...saw action on several special teams, recording one tackle and one



special-teams tackle against Chicago (9/13)...played one defensive play when Levon Kirkland left briefly because of an injury versus Miami (9/20)...had a good day on special teams at Cincinnati (10/11), finishing with two solo special-teams tackles...produced another strong game on special teams on Monday Night versus Green Bay (11/9) and finished with three special-teams tackles...led the team with four special-teams tackles in the Tennessee game (11/1), including one solo stop...played one defensive snap...registered three special-teams assists on Thanksgiving Day (11/26)...had a standout day on special teams versus New England (12/6), registering a team-high four tackles, including three solos...also logged three plays on defense...had a touchdown-saving tackle on Jacques Green's 46-yard punt return at Tampa Bay (12/13)...finished with two solo special-teams tackles in the home finale versus Cincinnati (12/20).

COLLEGE: Walked-on at Washington after turning down a scholarship offer from USC...served as captain during his senior season...was a four-time letterwinner...was twice voted to the CoSIDA District VIII Academic All-America squad...was awarded a scholarship after his redshirt freshman season...led the team with 95 tackles as a senior in 1996...registered 22 tackles in the season opener versus Arizona State...recorded double-digit tackles against Arizona (10), Stanford (10), Notre Dame (13) and Oregon State (11)...selected as an honorable mention choice to the Pac-10 All-Academic Football team...was an honorable mention All-Pac 10 selection as a junior...finished fourth on the team with 77 tackles...had 13 tackles against Notre Dame...registered 11 tackles and one forced fumble versus Ohio State...made 31 tackles as a sophomore...had 10 tackles as a freshman...has earned undergraduate degrees in sociology and speech communications...also is pursuing a third degree in athletic training.

PERSONAL: Lives in Bellevue, Washington...earned All-King County honors as a junior and a senior at Lake Washington High...made 124 tackles as a senior...compiled 146 tackles as a junior...also played fullback and tight end...three-time letter-winner in wrestling...his grandfather was an All-American tackle at the University of Chicago...is engaged to Meg Herbert...is the son of Art and Pat Fiala...Full name: John Charles Fiala.

FIALA'S CAREER STATISTICS

TACKLES	Solo	AT	Total	Sp.T.	Sacks	FF	FR
1998 Pittsburgh (AFC)	0	1	1	29	0.0	0	0
1999 Pittsburgh (AFC)	0	0	0	20	0.0	0	0
2000 Pittsburgh (AFC)	7	2	9	22	0.0	0	0
NFL Totals (2 years)	7	3	10	71	0.0	0	0

41

FLOWERS



6-0, 217

LEE FLOWERS

SAFETY

HEIGHT-6-0

WEIGHT-217

COLLEGE-Georgia Tech

BIRTHDATE-January 14, 1973

BIRTHPLACE-Columbia, S.C.

HOW ACQUIRED-Draft (5th in 1995)

NFL EXPERIENCE-7th Year

GAMES PLAYED-STARTED-'95 (10-0), '96 (16-0), '97 (10-0), '98 (16-16), '99 (15-15), '00 (13-13)

CAREER TOTALS: 80-44

PRO: Has emerged as a defensive team leader...is in his fourth season as the Steelers starting strong safety...signed a new contract (2/21/00) a year after signing as an unrestricted free agent prior to the 1999 season...re-signed with the Steelers as an unrestricted free agent (2/16/99)...had been a special-teams standout during his first three years. **2000:** Produced another solid season that was shortened by two games because of a knee injury...had surgery on his left knee Dec. 13...played in 68 defensive snaps versus Baltimore (9/3)...led the team with 10 tackles, including four solo stops...also had three quarterback hurries/pressures...missed the game because of his nagging groin injury at Cleveland (9/17)...was deactivated Friday...returned to the starting lineup at his strong safety position versus Tennessee (9/24)...logged all 63 defensive plays...also was credited with seven total tackles, including four solo stops...also had two quarterback hurries/pressures...collected his second career interception and his first since Nov. 1, 1998 at Tennessee, at Jacksonville (10/1)...logged all 68 defensive plays...was credited with seven total tackles, including seven solo stops...had another active day at N.Y. Jets (10/8)...recovered a blocked field goal in the second quarter and also forced a fumble by Curtis Martin in the third quarter to thwart a potential Jets' scoring drive...logged 53 defensive snaps...finished with four assists...played all 67 defensive snaps versus Cincinnati (10/15)...finished with eight total tackles including five solo stops...also had a quarterback hurry...logged all 44 defensive snaps versus Cleveland (10/22)...was credited with seven total tackles, including four solo stops...also had three pass defenses...had a big game for the Steelers at Baltimore (10/29)...finished with a team-high tying 10 tackles (seven solos)...also recovered Trent Dilfer's fumbled snap on the Ravens' initial drive of the game that ended a potential score at the Steelers' nine-yard line...was credited with one pass defense...logged all 78 defensive snaps at Tennessee (11/5)...finished with 15 total tackles (10 solos)...also was credited with one quarterback hurry/pressure and one pass defended...played all 86 defensive snaps versus Philadelphia (11/12)...finished with six total tackles...forced a fumble that was retrieved by Joey Porter and returned for a touchdown...also was credited with two quarterback hurries/pressures...had a big sack of Mark Brunell, forcing Brunell to fumble that was recovered by the Steelers and led to their first TD of the game versus Jacksonville (11/19)...finished with eight total tackles (three solo stops)...was credited with one quarterback hurry/

pressure...logged all 67 defensive snaps at Cincinnati (11/26)...led the team with 13 total tackles, including seven solo tackles...also forced a fumble...recovered two fumbles, giving him a career-high three for the season versus Oakland (12/3)...logged all 68 defensive snaps...finished with a team-high nine tackles, including four solo stops...also had one quarterback hurry/pressure...suffered a knee injury early in the third quarter at N.Y. Giants (12/10)...returned only to aggravate the injury further six plays later and did not play for the remainder of the game...finished with four total tackles, three solos...also was credited with one pass defense and a quarterback hurry/pressure...missed the last two games of the season after having arthroscopic surgery performed Dec. 13. **1999:** Finished with 96 total tackles, third highest on the team, including 76 solo stops...also had five sacks (third most), 12 pass defenses (tied for team honors)...registered seven total tackles (five solos) during the preseason...also recorded a sack...recorded two total tackles in the game in the season-opener at Cleveland (9/12)...left the game early in the second quarter because of an ankle at Baltimore (9/19)...finished with three total tackles (two solos)...missed his first game as a starter because of a high-ankle sprain versus Seattle (9/26)...made a miraculous recovery from his high-ankle sprain to start versus Jacksonville (10/3)...played all 63 snaps...registered nine total tackles, including seven solo stops...also was credited with two quarterback hurries/pressures and one pass defense...had one of his most active days this season at Buffalo (10/10)...finished with season-high nine tackles, including seven solo stops and a sack...also had one pass defense...produced another fine game and delivered a few ferocious hits at Cincinnati (10/17)...recorded four total tackles, including three solo stops...also had one pass defense...played all 70 snaps in Monday Night game versus Atlanta (10/25)...finished with six total tackles, including five solo stops...also was credited with a pass defense...played all 71 snaps at San Francisco (11/7)...finished with eight total tackles, including seven solo stops...also was credited with one quarterback hurry/pressure and a pass defense...registered a team-high nine solo tackles versus Cleveland (11/14)...also recorded his second sack of the season and had two pass defenses...was credited with one quarterback hurry/pressure...registered seven total tackles (six solos) at Tennessee (11/21)...also was credited with one pass defense...finished with eight total tackles (six solos) against Cincinnati (11/28)...also recorded his third sack of the season and one pass defense...logged all 78 defensive plays at Jacksonville (12/2)...finished with six total tackles—all solos...also was credited with a pass defense...finished with five tackles, including three solo stops versus Baltimore (12/12)...also had a sack for nine yards...logged 52 defensive plays despite suffering a lip laceration that required stitches at Kansas City (12/18)...left the game to have the stitches but returned soon...finished with four total tackles (three solos)...also was credited with a quarterback hurry...finished with eight tackles, including six solo stops before being ejected for fighting with tight end Wesley Walls in the fourth quarter against Carolina (12/26)...also was credited with a quarterback hurry and three pass defenses. **1998:** Finished the season as the team's second-leading tackler (behind Levon Kirkland), registering 117 total stops, including 94 solo tackles that tied Kirkland for a team-high...also recorded the first sack and interception of his career...was credited with two fumble recoveries, five pass defenses and 6½ tackles for losses...also had seven quarterback hurries/pressures...made his debut as a starter at strong safety in the season-opener at Baltimore (9/6)...picked up three solo tackles with four assists...had his best game as a starter to date in the Chicago contest

(9/13) with a career-high 10 total tackles, including seven solo stops...also had a quarterback hurry...registered seven tackles (five solos) at Miami (9/20)...was very active in the strong defensive performance against Seattle (9/27)...registered six total tackles, including five solo stops...also had a quarterback hurry...finished with five total tackles and played all 56 defensive plays at Cincinnati (10/11)...registered five total tackles (three solos)...registered six total tackles (four solos) in the Baltimore game (10/18)...recovered the fumble on the Ravens' opening offensive series that led to a Steelers' first-quarter field goal...tied for a team-high with six total tackles (five solo stops) in the Monday Night game at Kansas City (10/26)...also recovered Elvis Grbac's fumble on the Chiefs' final drive of the game to help seal the Steelers victory...played all 65 defensive snaps versus Tennessee (11/1)...registered seven total tackles (four solo stops)...also recorded his first career sack in the first quarter for five yards...was credited with a half of a tackle at or behind the line of scrimmage...had one of his best games in the Monday Night contest against Green Bay (11/9), finishing with eight total tackles, second only to Levon Kirkland...was credited with seven solo stops...led the team with nine total tackles, including six solo stops, at Tennessee (11/15)...also forced a fumble and had the first interception of his career and the opening offensive play of the game...produced a big effort for the second consecutive game against Jacksonville (11/22), finishing with five tackles, including three solo stops...also had one pass defense...recorded seven total tackles, including six solo stops, at Detroit (11/26)...also forced a fumble recovered by Chris Oldham...registered a career-high 11 total tackles, including nine solo stops versus New England (12/6)...did not miss a defensive play...also forced a fumble, recovered by New England in the fourth quarter...finished with a career-high 13 total tackles (10 solo) at Tampa Bay (12/13), tying Levon Kirkland for team honors...also was credited with one quarterback pressure...had another solid performance against Cincinnati (12/20), registering nine tackles...had one pass defense and a forced fumble on an aborted PAT attempt...also was credited with two quarterback hurries/pressures and a tackle for a loss of six yards...recorded four solo tackles in the season-finale at Jacksonville (12/28). **1997:** Was sidelined for six weeks because of a sprained knee suffered against Indianapolis (10/12)...returned to action for the Arizona game (11/30)...had a single-game career high of four special-team tackles at Baltimore (10/5)...finished the regular season with one tackle and seven special-teams stops (six solos)...also forced a fumble on special teams...had two tackles against New England (1/3) in the AFC first-round playoff game...also played on several special teams in the AFC Championship game versus Denver (1/11). **1996:** Played every game and led team with 30 special-teams stops (27 solo) to rank fifth in NFL, just four tackles short of league-leader Seattle's Jay Bellamy who had 34...had three-tackle performance at Houston (10/20)...matched high at Atlanta (10/27)...produced his best game to that point of his career versus St. Louis (11/3), registering two solo tackles on defense and three special-team tackles...had one solo tackle, two special-team tackles at Carolina (12/22)...played postseason games versus Indianapolis (12/29) and New England (1/5) and added two special-teams stops. **1995:** Was one of six rookies to make the 53-man roster in 1995...was inactive six of first seven games...logged only action at Houston (9/10)...played Games 8-16 mainly on special teams...finished tied for second on team with 14 special-team stops...had two special-team stops at Chicago (11/4) and versus Cleveland (11/13)...had three each versus Houston (12/3) and at Oakland (12/10)...forced an Eric Bienenmyer fumble on kick return at Cincinnati (11/19)...led Steelers with five special-team tackles while playing every postseason game, including two stops in Super Bowl XXX versus Dallas (1/28)...was 151st player drafted (choice from

Chicago for wide receiver Jeff Graham).

COLLEGE: Was a starter at cornerback and return specialist at Georgia Tech...compiled 238 total career tackles, the third-most by a Yellow Jacket defensive back...averaged 21.8 yards on 44 kickoff returns and 6.1 yards on 44 punt returns...earned All-Atlantic Coast Conference honors as senior...finished fourth on defense with 75 tackles and third in ACC with 23.5-yard kickoff return average on 23 returns, including career-long 62 yarder...had two interceptions...was credited with 55 total tackles during junior campaign, while backing up both cornerback positions and playing in nickel situations...averaged 7.9 yards per punt return and 16.4 yards per kickoff return...was Tech's fourth-leading tackler with 80 stops in sophomore season...started nine of 11 games...had 13 kickoff returns for 21.7-yard average...made 27 tackles and two fumble recoveries as reserve during freshman campaign...management major.

PERSONAL: Earned All-State, All-Region, and All-Area honors for Spring Valley High...served as team captain and was voted offensive MVP...doubled as quarterback, accumulating 1,126 all-purpose yards and 11 TDs...registered 48 tackles as senior...played in 1990 North Carolina-South Carolina Shrine Bowl...was a member of AAAA state championship team as sophomore...earned three letters each in football and track...was the 1989 state long jump champion...Full name: Lethon Flowers III.

FLOWERS' GAME-BY-GAME STATISTICS

2000		Sack/							
Date	Opponent	T	AT	TOT	YDS	INT	PD	FF	FR
9/3	BALTIMORE	4	6	10	0.0/0	0/0	0	0	0
9/17	at Cleveland				DNP				
9/24	TENNESSEE	4	3	7	0.0/0	0/0	0	0	0
10/1	at Jacksonville	5	2	7	0.0/0	1/0	0	0	0
10/8	at N.Y. Jets	0	4	4	0.0/0	0/0	0	1	0
10/15	CINCINNATI	5	3	8	0.0/0	0/0	0	0	0
10/22	CLEVELAND	4	3	7	0.0/0	0/0	3	0	0
10/29	at Baltimore	7	3	10	0.0/0	0/0	1	0	1
11/5	at Tennessee	10	5	15	0.0/0	0/0	1	0	0
11/12	PHILADELPHIA	6	0	6	0.0/0	0/0	0	1	0
11/19	JACKSONVILLE	3	5	8	1.0/3	0/0	0	1	0
11/26	at Cincinnati	7	6	13	0.0/0	0/0	0	1	0
12/3	OAKLAND	4	5	9	0.0/0	0/0	0	0	2
12/10	at N.Y. Giants	3	1	4	0.0/0	0/0	1	0	0
12/16	WASHINGTON				INACTIVE				
12/24	at San Diego				INACTIVE				
SEASON TOTALS		62	46	108	1.0/3	1/0	6	4	3

**1999**

Date	Opponent	Sack/							
		T	AT	TOT	YDS	INT	PD	FF	FR
9/12	at Cleveland	1	1	2	0/0	0/0	0	0	0
9/19	at Baltimore	2	1	3	0/0	0/0	0	0	0
9/26	SEATTLE	injured/did not play							
10/3	JACKSONVILLE	6	3	9	0/0	0/0	1	0	0
10/10	at Buffalo	7	2	9	1/0	0/0	1	0	0
10/17	at Cincinnati	3	1	4	0/0	0/0	1	0	0
10/25	ATLANTA	5	1	6	0/0	0/0	1	0	0
11/7	at San Francisco	7	1	8	0/0	0/0	1	0	0
11/14	CLEVELAND	9	0	9	1/6	0/0	0	0	0
11/21	at Tennessee	6	1	7	0/0	0/0	1	0	0
11/28	CINCINNATI	6	2	8	1/1	0/0	1	0	0
12/2	at Jacksonville	6	0	6	0/0	0/0	1	0	0
12/12	BALTIMORE	3	2	5	1/9	0/0	0	0	0
12/18	at Kansas City	3	1	4	0/0	0/0	0	0	0
12/26	CAROLINA	6	2	8	0/0	0/0	3	0	0
1/2	TENNESSEE	6	2	8	1/5	0/0	1	0	0
SEASON TOTALS		76	20	96	5/21	0/0	12	0	0

FLOWERS' CAREER STATISTICS**REGULAR SEASON**

TACKLES	Solo	AT	Tot.	Sp.T.	Sacks	FF	FR	INTERCEPTIONS	No.	Yds.	Avg.	LG	TD
1995 Pittsburgh (AFC)	0	0	0	14	0.0	0	0	1998 Pittsburgh (AFC)	1	2	2.0	2	0
1996 Pittsburgh (AFC)	3	0	3	30*	0.0	0	0	1999 Pittsburgh (AFC)	0	0	0.0	—	0
1997 Pittsburgh (AFC)	1	0	1	7	0.0	1	0	2000 Pittsburgh (AFC)	1	0	0.0	—	0
1998 Pittsburgh (AFC)	94	23	117	0	1.0	3	2	NFL Totals (6 years)	2	2	1.0	2	0
1999 Pittsburgh (AFC)	76	20	96	0	5.0	0	0						
2000 Pittsburgh (AFC)	62	46	108	0	1.0	4	3						
NFL Totals (6 years)	236	89	325	51	7.0	8	5						

POSTSEASON

TACKLES	Solo	AT	Tot.	Sp.T.	Sacks	FF	FR
1995 Pittsburgh (AFC)	0	0	0	5	0.0	0	0
1996 Pittsburgh (AFC)	0	0	0	2	0.0	0	0
1997 Pittsburgh (AFC)	1	0	1	2	0.0	0	0
NFL Totals (3 years)	1	0	1	9	0.0	0	0

*Team Leader

45

FUAMATU-MA'AFALA



6-0, 255

CHRIS FUAMATU-MA'AFALA

RUNNING BACK

(Pronounced FU ah ma too ma AH fa la)

HEIGHT—6-0**WEIGHT**—255**COLLEGE**—Utah**BIRTHDATE**—March 4, 1977**BIRTHPLACE**—Honolulu, Hawaii.**HOW ACQUIRED**—Draft (6th in 1998)**NFL EXPERIENCE**—4th Year**GAMES PLAYED-STARTED**—'98 (12-0), '99 (10-0), '00 (7-1)**CAREER TOTALS**: 29-1

PRO: Gives the Steelers some quality depth at running back in a similar style to the "Bus"...has been hampered by injuries during his first three seasons...was resigned as a restricted free agent, April 19, 2001 and then signed a multi-year extension April 26, 2000: Seemed to be on course for a healthy season until suffering a fractured foot in the Oct. 22 Cleveland game...did not return for the rest of the season and was placed on the reserved/injured list Dec. 20...finished with 149 yards and one TD on 21 carries...also caught 11 passes for 107 yards...missed most of the second half with a strained hamstring versus Baltimore (9/3)...returned from his hamstring injury and made some key plays at Cleveland (9/17)...gained 22 yards on two carries, including a long of 20 yards that helped put the Steelers in field position for a possible game-winning field-goal on the final drive of the game...also had two catches for eight yards...was effective as the team's backup running back in place of the injured Richard Huntley versus Tennessee (9/24)...finished with four carries for 21 yards, a 5.3-yard average...had a long carry of nine yards...also caught three passes for 36 yards, including a long of 20 yards...made two tackles on special teams (one solo)...had an outstanding all-around performance at Jacksonville (10/1)...compiled 51 yards for one TD on seven carries, a 7.3-yard average...also caught two passes for 39 yards for a 19.5-yard average, including a long of 25 yards...settled into the backup running back role with another productive day at N.Y. Jets (10/8)...rushed for 34 yards on seven carries, including a long of 22 yards...caught two passes for one yard...also was credited with three special-teams tackles versus Cincinnati (10/15)...started his first game as a Steeler at fullback versus Cleveland (10/22)...suffered a season-ending mid-foot fracture near the end of the third quarter and did not return...finished with one carry for 20 yards. **1999:** Was hampered through the early portion of the season with a hamstring injury...accumulated most of his action on special teams...finished with nine special-teams tackles (six solos) and a forced fumble...played in just 10 games...was hampered throughout the preseason with a high-ankle sprain suffered prior to the Carolina game...was deactivated Friday for the first two weeks of the season and Sunday for the third game because of an ankle injury...was activated for the first time in season but did not play versus Jacksonville (10/3)...played on kickoff coverage team at Buffalo (10/10)...registered two special-teams assists at Cincinnati (10/17)...was credited with two special teams assists at San Francisco (11/7)...registered a team-high three solo special teams tackles versus Cleveland (11/14)...played mostly on special-teams, registering one solo spe-



cial-teams tackle, at Tennessee (11/21)...had his first run from scrimmage since the Dec. 13, 1998 Tampa Bay game against Cincinnati (11/28)...had one carry for four yards...registered one special-teams assist and caused a fumble that was recovered by Jacksonville (12/2)...was credited with one special-teams tackle before leaving the game with a fractured right hand at Kansas City (12/18)...was deactivated for the final two games of the season. **1998:** Did not start in the season-opener at Baltimore (9/6) but saw action on several third-down plays and on special teams...caught one pass for 17 yards...downed Baltimore punter Kyle Richardson after a bad snap at the Ravens five-yard line that set up a Steelers touchdown midway through the third quarter...had one reception for five yards...also had two special-teams tackles versus Chicago (9/13)...had one carry for two yards and a reception for four at Miami (9/20)...scored his first official TD as a pro on a nifty 10-yard pitch for the Steelers only touchdown of the game against Seattle (9/27)...also had a reception for eight yards...missed most of the second half after suffering a shoulder injury late in the second quarter at Cincinnati (10/11)...had two special-teams tackles...logged limited playing time on offense but was one of the team's special-teams standouts against Baltimore (10/18)...tied Lance Brown with a team-high three special-teams tackles...also rushed for three yards on two carries...finished the game with one carry for three yards and a reception for one yard at Kansas City (10/26)...also was credited with one solo special-teams tackle...scored his second career touchdown on a five-yard run in the Monday Night game versus Green Bay (11/9)...finished with one carry for five yards and one reception for 11 yards...also had two special-teams tackles...had a shining moment on a nifty 26-yard screen pass for a touchdown at Tennessee (11/15) but missed most of the second half with a hamstring injury...finished the game with two catches for 38 yards...missed his first game of the year because of a hamstring injury against Jacksonville (11/22)...was deactivated Friday...missed the ensuing three games because of his hamstring injury...returned to game action at Tampa Bay (12/13) for the first time since suffering a hamstring injury in the Nov. 15 Tennessee game...had one carry for seven yards...had one reception for no gain versus Cincinnati (12/20)...re-injured his hamstring Thursday prior to the game and was deactivated on Saturday prior to the Monday Night Jacksonville game (12/28).

COLLEGE: Finished career ranked third on Utah's all-time career rushing list with 2,638 yards...started seven games in 1997, finishing second on the team with 814 yards and four touchdowns on 154 carries...gained 143 yards on 26 carries in win against Louisville...rushed for 125 yards on 23 carries in 15-10 win against New Mexico...was a 1996 All-Western Athletic Conference first-team pick...voted Team Most Valuable Player in 1996...led team with 168 carries for 982 yards (5.8 avg.) and nine touchdowns...caught 10 passes for 80 yards...rushed 29 times for 169 yards in 45-17 win against Fresno State...rushed for 236 yards and scored three touchdowns in 34-7 victory versus Texas-El Paso, the second best single-game performance in school history to Eddie Johnson's 248 yards versus Texas-El Paso in 1984...rushed 20 times for 182 yards and had TDs of 70 and 52 yards in 21-7 win against Texas Christian...selected as third-team All-American and All-Far West Freshman Offensive Player of the Year by *The Poor Man's Guide to the NFL Draft* in 1995...voted WAC Freshman of the Year...named team's Newcomer of the Year and Offensive Most Inspirational Player of the Year...earned Ute Player of the Game honors versus Texas-El Paso, Wyoming and Utah State...led team with 834 yards and nine touchdowns on 141 carries...became first freshman in Utah history to rush for more than 100 yards in four games...had first career 100-yard rushing performance when he ran 16 times for

130 yards against Texas-El Paso...gained 180 yards on 19 carries, including a 39-yard touchdown against Utah State...majored in general studies.

PERSONAL: Was a two-time All-State selection at St. Louis (Honolulu, Hawaii) High...earned MVP honors and rushed for 893 yards on 97 carries during senior season as his team won its ninth consecutive state championship...is the son of Lusia Ma'afala...his brother Roy Ma'afala was an offensive lineman at Utah (1991-1994)...Full name: Chris Fuamatu-Ma'afala.

Fuamatu-Ma'afala's Career Single-Game Highs

Regular Season

Yards Rushing- 51 (10/1/00 at Jacksonville)
 Rushing Attempts- 7 (10/1/00 vs. Baltimore)
 Longest Run-10t (9/27/98 vs. Seattle)
 TDs Rushing- 1 (Several Times, Last: 10/1/00 at Jacksonville)
 100-yard Games- 0
 Receptions- 3 (9/24/00 at Cleveland)
 Yards Receiving- 39 (10/1/00 at Jacksonville)
 Longest Reception- 26t (11/15/98 at Tennessee)

FUAMATU-MA'AFALA'S GAME-BY-GAME STATISTICS

2000		RUSHING					RECEIVING				
DATE	OPPONENT	No.	Yds.	Avg.	Lg.	TD	No.	Yds.	Avg.	TD	Lg.
9/3	BALTIMORE					DNP					
9/17	at Cleveland	2	22	11.0	20	0	2	8	4.0	0	8
9/24	TENNESSEE	4	21	5.3	9	0	3	36	12.0	0	20
10/1	at Jacksonville	7	51	7.3	23	1	2	39	19.5	0	25
10/8	at N.Y. Jets	7	35	5.0	22	0	2	23	11.5	0	25
10/15	CINCINNATI	0	0	0.0	—	0	2	1	0.2	0	4
10/22	CLEVELAND	1	20	20.0	20	0	0	0	0.0	0	—
SEASON TOTALS		21	149	7.1	23	1	11	107	9.7	0	25

1999		RUSHING					RECEIVING				
DATE	OPPONENT	No.	Yds.	Avg.	Lg.	TD	No.	Yds.	Avg.	Lg.	TD
9/12	at Cleveland	injured/did not play									
9/19	at Baltimore	injured/did not play									
9/26	SEATTLE	injured/did not play									
10/3	JACKSONVILLE	did not play									
10/10	at Buffalo	0	0	0.0	—	0	0	0	0.0	—	0
10/17	at Cincinnati	0	0	0.0	—	0	0	0	0.0	—	0
10/25	ATLANTA	0	0	0.0	—	0	0	0	0.0	—	0
11/7	at San Francisco	0	0	0.0	—	0	0	0	0.0	—	0
11/14	CLEVELAND	0	0	0.0	—	0	0	0	0.0	—	0
11/21	at Tennessee	0	0	0.0	—	0	0	0	0.0	—	0
11/28	CINCINNATI	1	4	4.0	4	0	0	0	0.0	—	0
12/2	at Jacksonville	0	0	0.0	—	0	0	0	0.0	—	0
12/12	BALTIMORE	0	0	0.0	—	0	0	0	0.0	—	0
12/18	at Kansas City	0	0	0.0	—	0	0	0	0.0	—	0
12/26	CAROLINA	inactive/did not play									
1/2	TENNESSEE	inactive/did not play									
SEASON TOTALS		1	4	4.0	4	0	0	0	0.0	—	0

FUAMATU-MA'AFALA'S CAREER STATISTICS

RUSHING						RECEIVING					
	No.	Yds.	Avg.	LG	TD		No.	Yds.	Avg.	LG	TD
1998 Pittsburgh (AFC)	7	30	4.3	10t	2	1998 Pittsburgh (AFC)	9	84	4.3	26t	1
1999 Pittsburgh (AFC)	1	4	4.0	4	0	1999 Pittsburgh (AFC)	0	0	0.0	—	0
2000 Pittsburgh (AFC)	21	149	7.1	23	1	2000 Pittsburgh (AFC)	11	107	9.7	25	0
NFL Totals (3 years)	29	183	6.3	23	3	NFL Totals (3 years)	20	191	9.6	26t	1



WAYNE GANDY

TACKLE

HEIGHT—6-5

WEIGHT—308

COLLEGE—Auburn

BIRTHDATE—February 10, 1971

BIRTHPLACE—Haines City, Fla.

HOW ACQUIRED—Unrestricted Free Agent (1999)

NFL EXPERIENCE—8th Year

GAMES PLAYED-STARTED—'94 (16-9), '95 (16-16), '96 (16-16), '97 (16-16), '98 (16-16), '99 (16-16), '00 (16-16)

CAREER TOTALS: 112-105

STEELERS TOTALS: 32-32

PRO: Has solidified the left tackle position since his acquisition April 6, 1999...has played both left and right tackle...is smart and very athletic...good pass protector and sound technician...has active streak of 96 consecutive starts...has played in every game of his seven-year NFL career...was Rams first pick (15th overall) in 1994 NFL Draft. **2000:** Produced an excellent season in 2000 despite playing the majority of it with a torn rotator cuff (right shoulder)...helped the offense finish as the fourth-best rushing team in the NFL and one of only 10 units in the league to compile more than 2,000 yards...started his 81st consecutive game and 17th straight as a Steeler versus Baltimore (9/3)...earned his 82nd consecutive start and 18th straight as a Steeler at Cleveland (9/17)...helped pave the way for Jerome Bettis' first 100-yard game of the season and the team's 58th under Bill Cowher...started his 83rd straight game and 19th consecutive at left tackle for the Steelers versus Tennessee (9/24)...recorded his 84th consecutive start at Jacksonville (10/1)...helped the Steelers compile 209 yards rushing, their most since last year's season-opener at Cleveland...started his 85th straight start and 21st as a Steeler at N.Y. Jets (10/8)...was instrumental in the Steelers explosive rushing effort that included Jerome Bettis' 100-yard performance...started his 86th consecutive game despite a nagging shoulder injury versus Cincinnati (10/15)...played through his nagging shoulder injury and started his 87th consecutive game versus Cleveland (10/22)...helped pave the way for Jerome Bettis' 105-yard rushing performance...started his 90th consecutive game versus Philadelphia (11/12)...helped pave the way for Jerome Bettis' fifth 100-yard rushing performance of the season....made his 91st straight start versus Jacksonville (11/19)...earned his 93rd consecutive start versus Oakland (12/3)...helped pave the way for Jerome Bettis'

sixth 100-yard rushing performance of the season...started his 95th straight game versus Washington (12/16)...helped pave the way for Jerome Bettis' seventh 100-yard performance of the season. **1999:** Started every game at left tackle and provided stability to the critical position...performed well in his Steelers debut, starting at left end, in the season-opener at Cleveland (9/12)...was instrumental in the Steelers' offensive production of 460 total yards, including 213 rushing yards...was solid at left tackle, starting his second straight game as a Steeler, at Baltimore (9/19)...started his third straight game at left tackle versus Seattle (9/26)...started at left tackle versus Jacksonville (10/3)...held Buffalo's All-Pro defensive end Bruce Smith to just three tackles (two solos) without a sack at Buffalo (10/10)...was instrumental in Jerome Bettis' first 100-yard game of the season versus Cincinnati (10/17)...started his seventh straight game at left tackle in Monday Night game versus Atlanta (10/25)...started his eighth straight game at left tackle at San Francisco (11/7)...made his ninth straight start at left tackle versus Cleveland (11/14)...started his 10th straight game at left tackle at Tennessee (11/21)...made his 11th consecutive start against Cincinnati (11/28)...started his 12th straight game at Jacksonville (12/2)...made his 13th consecutive start versus Baltimore (12/12)...started his 14th straight game at Kansas City (12/18)...started his 15th straight game versus Carolina (12/26)...helped pave the way for Jerome Bettis' season-high 137 yards rushing and the Steelers second-highest rushing output of the season (211 yards)...started the final game of the season, his 16th straight game against Tennessee (1/2). **1998:** Started in all of Rams 16 games at right tackle. **1997:** Showed versatility by starting Games 1-4 at left tackle, games 5-9 at right tackle when Orlando Pace moved into starting lineup at left tackle, again at left tackle Games 10-12 when injury sidelined Pace, then returned to right tackle for final four games when Pace returned to starting lineup...played in 1,005 of possible 1,011 plays. **1996:** Started 16 games at left tackle...did not allow a sack at Atlanta (12/15) in helping Rams compile 480 yards total offense...received game ball from coaches vs. Atlanta (11/10), allowed no sacks and limited Chuck Smith to one tackle in helping Rams to 279 rushing yards, highest rushing total in 12 years (299 against Tampa Bay 11/25/84). **1995:** Started 16 games at left tackle...produced seven sackless games, including individual matchups against Chris Doleman, Darion Connor and Alonzo Spellman...made first career start at left tackle against Green Bay (9/3). **1994:** Played in 16 games with nine starts at right tackle...only Rams rookie offensive lineman to start more than half of season since Tom Newberry (14) in 1986...first rookie tackle to start most of season since Joe Carollo in 1962...made switch from left to right tackle in Week 4 at Kansas City (9/25)...made first career start versus N.Y. Giants (10/16), replacing injured Jackie Slater.

COLLEGE: Started 37 games during four-year career at Auburn...earned first-team All-America honors from *Poor Man's Guide to NFL Draft*, Kodak and Football Writers Association...was an unanimous All-Southeastern Conference first-team selection as senior...was a finalist for Outland Trophy, given to top down lineman in the country...started every game at left tackle as junior and senior.

PERSONAL: Was an All-State first-team selection as two-way lineman as senior for Haines City High School...averaged 10 tackles per game and had 20 sacks as senior...lettered three times in football, basketball and track (shotput)...member of National Honor Society...would like to be stockbroker following football career...nicknamed "G-Man"...single...resides in Atlanta...born Feb. 10, 1971 in Haines City, Fla...Full name: Wayne Lamar Gandy.

85

GEASON



6-4, 265

CORY GEASON**TIGHT END****HEIGHT**—6-4**WEIGHT**—265**COLLEGE**—Tulane**BIRTHDATE**—August 12, 1975**BIRTHPLACE**—St. James, La.**HOW ACQUIRED**—Unrestricted Free Agent (1999)**NFL EXPERIENCE**—2nd Year**GAMES PLAYED-STARTED**—'99 (Practice Squad), '00 (9-3)**CAREER TOTALS**: 9-3

PRO: Re-signed with the Steelers after spending the final two games of 1999 on the Steelers practice squad...originally joined the Steelers' practice squad Dec. 21, 1999...was re-signed by the team March 9...spent 1999 training camp with the Tampa Bay Buccaneers but was released prior to the season...played with the Amsterdam Admirals in NFL Europe in 1999 and caught 30 passes for 299 yards (10.0 avg.)...led the team with five touchdown receptions...was voted All-NFL Europe tight end by the international media...originally signed with the Dallas Cowboys as a free agent rookie in 1998 but was released during training camp. **2000:** Earned a roster spot in 2000 after impressing the coaching staff with his blocking and receiving ability during training camp...was placed on injured reserve Nov. 6 after suffering a knee injury in the Nov. 5 Tennessee game...had one reception for four yards in the preseason...also registered one solo special-teams tackle...had the team's second-longest reception to this point in the season versus Tennessee (9/24) with a 36-yard catch from Kent Graham, his first career reception...saw considerably more action at Jacksonville (10/1) because of an injury to Mark Bruener...caught one pass for eight yards at N.Y. Jets (10/8)...caught one pass for 22 yards but suffered a knee injury on the play at Tennessee (11/5)...was placed on reserved/injured list, forcing him to miss the rest of the season.

COLLEGE: Earned All-Conference USA honors after switching from tight end to offensive tackle as a senior...earned All-Conference USA honors as a tight end as a junior when he caught 16 passes for 134 yards and two touchdowns...caught 20 passes for 256 yards and one touchdown as a sophomore in 1995 when he earned All-Conference USA and Liberty Bowl Alliance All-Star Team honors...moved from tight end to right offensive tackle during redshirt freshman year and earned the starting job four games into the season...majored in business.

PERSONAL: Was a consensus All-State and three-time All-District and All-River Parish selection at defensive end and tight end at St. James High School...caught 31 passes for 445 yards and eight touchdowns...scored 80 points and kicked 25 extra points and a field goal as a senior...lettered in track and basketball and won the state discus title.

GEASON'S CAREER STATISTICS

RECEIVING	No.	Yds.	Avg.	LG	TD
2000 Pittsburgh (AFC)	3	66	22.0	36	0
NFL Totals (1 year)	3	66	22.0	36	0

92

GILDON



6-4, 252

JASON GILDON**LINEBACKER****HEIGHT**—6-4**WEIGHT**—252**COLLEGE**—Oklahoma State**BIRTHDATE**—July 31, 1972**BIRTHPLACE**—Altus, Okla.**HOW ACQUIRED**—Draft (3rd in 1994)**NFL EXPERIENCE**—8th Year**GAMES PLAYED-STARTED**—'94 (16-1), '95 (16-0), '96 (14-13), '97 (16-16), '98 (16-16), '99 (16-16), '00 (16-16)**CAREER TOTALS:** 110-78

PRO: Has been the team's sack leader the past three seasons and had his best season in 2000...currently ranks fifth on the Steelers' all-time career sack list (50½)...has the physical attributes and a blend of size and speed that makes him a natural for the 3-4 defense. **2000:** Established a career-high single-season sack total (13½) and was selected to his first Pro Bowl...played all 70 defensive snaps versus Baltimore (9/3)...finished with five total tackles, including three solo stops...was credited with four solo tackles at Cleveland (9/17)...also forced the Steelers' only turnover of the game when he stripped the ball from receiver Darrin Chiaverini...logged 51 defensive plays...finished with six total tackles, including four solo stops...also was credited with two quarterback hurries, a forced fumble and a pass defense...had one of his best performances in some time...played all 63 defensive snaps versus Tennessee (9/24)...registered a team-high 12 tackles, including nine solo stops...also recorded his first sack of the season and had one quarterback hurry/pressure...applied a lot of pressure on Jacksonville (10/1)...was credited with two sacks, his first multiple sack game since Nov. 14, 1999 versus Cleveland...logged 62 plays...also registered five total tackles...was credited with four quarterback hurries/pressures and recovered a fumble...had perhaps the biggest hit of the day when he knocked Vinny Testaverde from the game with a hard hit of the Jets' initial play from scrimmage at N.Y. Jets (10/8)...blocked his first kick of his career on a 29-yard attempt in the second quarter...logged 51 plays...also was credited seven total tackles (six solos), two quarterback hurries/pressures and a forced fumble...produced another excellent game versus Cincinnati (10/15)...logged 63 defensive snaps...registered his 41st career sack and moved into sole possession of sixth place on Steelers all-time career sacks list...finished with six total tackles...also was credited with four quarterback hurries/pressures and recovered a fumble...registered his fifth sack of the year and the 42nd of his career versus Cleveland (10/22)...finished with four total tackles...logged 41 defensive plays...also was credited with three quarterback hurries/pressures...finished with two total tackles at Baltimore (10/29)...logged all 56 defensive snaps...also was credited with three quarterback hurries...registered his sixth sack of the season at Tennessee (11/5)...was credited with 11 tackles, including nine solos...logged all 86 defensive snaps versus Philadelphia (11/12)...finished with three solo tackles...also recorded his seventh sack of the season...was credited with four quarterback hurries/pressures and one pass defended...recovered his career season-high third fumble ver-

sus Jacksonville (11/19)...logged all 73 defensive snaps...registered his eighth sack of the season...finished with two total tackles...also was credited with one quarterback hurry/pressure...had another big game at Cincinnati (11/26)...recovered his second career fumble for a touchdown at the end of the third quarter...was selected the AFC Defensive Player of the Week for his performance...also recorded two sacks and forced two fumbles...logged 60 defensive plays...was credited with nine total tackles...had one quarterback hurry/pressure and one pass defense...played all 68 defensive snaps versus Oakland (12/3)...finished with five total tackles—all solos...also was credited with two quarterback hurries/pressures...finished with two solo tackles at N.Y. Giants (12/10)...had two quarterback hurries/pressures...played all 59 defensive plays versus Washington (12/16)...registered 1½ sacks...finished with six total tackles, including five solo stops...logged all 47 defensive plays at San Diego (12/24)...registered four total tackles and had two sacks...also was credited with a quarterback hurry/pressure and one forced fumble. **1999:** Registered a team-high 8½ sacks...finished with 69 total tackles (50 solos)...also had nine tackles for losses and a forced fumble...had a solid season debut and picked up right where he left in '98 by compiling his first sack on the season in the season-opener at Cleveland (9/12)...finished with four total tackles and his second sack of the season at Baltimore (9/19)...was credited with six total tackles, all solos...also had four quarterback hurries/pressures...finished with five tackles and two quarterback hurries versus Seattle (9/26)...also was credited with a pass defense...finished with seven total tackles, including five solo stops versus Jacksonville (10/3)...also registered his third sack of the season and had a quarterback pressure...recorded three total tackles at Buffalo (10/10)...also was credited with two quarterback hurries/pressures...logged all 66 defensive plays at Cincinnati (10/17)...finished with five total tackles, including four solo stops...also registered his fourth sack of the season, giving him 36 career sacks and moving into seventh place on the Steelers all-time list ahead of Kevin Greene (35.5, 1993-95)...logged all 70 defensive snaps in Monday Night game versus Atlanta (10/25)...finished with eight total tackles, including seven solo stops...also was credited with 1½ sacks and six quarterback hurries/pressures...played on all 71 snaps at San Francisco (11/7)...finished with four total tackles, including two solos...also was credited with three quarterback hurries/pressures and one pass defense...had a big day, recording two sacks to increase his team-lead to 7½, versus Cleveland (11/14)...also was credited with seven total tackles, including six solo stops...forced a fumble on one of his sacks that led to the Steelers third-quarter TD...added three quarterback hurries/pressures...played all 61 defensive snaps at Tennessee (11/21)...finished with two tackles...finished with two tackles, including one solo stop, versus Cincinnati (11/28)...played all 78 defensive snaps at Jacksonville (12/2)...finished with five total tackles (four solos)...also had two quarterback hurries/pressures and two tackles for no gain...finished with two assisted tackles versus Baltimore (12/12)...played all 56 defensive snaps at Kansas City (12/18)...registered seven total tackles, including a sack...has 8½ sacks for the season...also was credited with two quarterback pressures...played all 56 defensive snaps versus Carolina (12/26)...finished with two total tackles...logged all 61 defensive plays against Tennessee (1/2)...finished with three total tackles (two solos)...also was credited with five quarterback hurries/pressures. **1998:** Led the team with a career-high 11 sacks and moved into 12th place on the Steelers all-time career sacks list (28 sacks)...was credited with three tackles and three pass defenses in the season-opener at Baltimore (9/6)...registered one tackle and recov-



ered the third fumble of his career in the third quarter that set up a Steelers touchdown against Chicago (9/13)...played all 64 defensive plays at Miami (9/20) and registered five total tackles (four solos)...was credited with two quarterback hurries/pressures with two tackles for losses or no gain...played all 51 plays for the Steelers and performed superbly against Seattle (9/27)...finished with four total tackles (three solos)...registered two sacks in a game for the third time in his career...played every defensive snap at Cincinnati (10/11)...finished with six total tackles (five solos)...also was credited with a sack of five yards and a quarterback hurry/pressure...was constantly in the Ravens backfield against Baltimore (10/18)...registered five total tackles (four solos)...added to his season sack total with his fourth-quarter sack, giving him a season-high four...also was credited with a team-high three quarterback hurries/pressures...produced another solid effort in the Monday Night game at Kansas City (10/26), registering four total tackles (three solos)...recorded a sack on the Chiefs final offensive series...caused quarterback Elvis Grbac to fumble on the play, which was recovered by Lee Flowers and helped clinch the Steelers 20-13 victory...registered his team-leading sixth sack of the season, one shy of his career-high of seven, in the Tennessee game (11/1)...also recorded two tackles and one quarterback hurry/pressure...was credited with one tackle for a loss or at the line of scrimmage...applied constant pressure to quarterback Brett Favre versus Green Bay (11/9)...registered with two total tackles...also was credited with four quarterback pressures/hurries and one pass defense...played all 65 defensive plays at Tennessee (11/15)...finished with seven total tackles—all solos...also tied his career-high with the seventh sack of the season for a four-yard loss...was credited with two quarterback hurries/pressures...registered his eighth sack of the season in the Jacksonville game (11/22), giving him 25 for his career and moving into a tie with Jack Ham (1971-82) on the Steelers all-time career sacks list...also had one solo tackle...played all 54 defensive snaps at Detroit (11/26)...registered four total tackles...also recorded his ninth sack of the season for six yards...was credited with one quarterback pressure and a pass defense...finished with six tackles, including five solo stops versus New England (12/6)...led the team in quarterback hurries/pressures and made one tackle for no gain...forced his second fumble of the year in the second quarter of the Tampa Bay game (12/13) that was recovered by Darren Perry...finished with five total tackles, including three solo stops...also was credited with a half of a tackle for a loss of five yards and two quarterback hurries/pressures...increased his season sack total to 11 with two sacks for a total of minus-eight yards against Cincinnati (12/20)...finished with seven total tackles, including six solo stops...also had two quarterback hurries/pressures...finished with three solo tackles at Jacksonville (12/28). **1997:** Developed into a prime-time player...started in all 16 regular-season games and the Steelers two playoff contests...finished the season with 53 total tackles, including 41 solo stops...also had five sacks for 35 yards and 12 pass defenses, the second-most on the team...registered four tackles in the AFC playoffs (two solos)...also was credited with a sack and recovered two fumbles in the postseason...scored first career touchdown on a 12-yard fumble recovery against Tennessee (9/28)...recorded his first fumble recovery of the regular-season against Cincinnati (11/16)...had a season game-high five tackles in four games—Baltimore (10/5), Jacksonville (10/26), Cincinnati (11/16) and Arizona (11/30). **1996:** Asked to fill starting left outside linebacker position vacated by Kevin Greene...finished second to Chad Brown (13 sacks and 41 pressures) with seven sacks for 71 yards in losses and 26 quarter-



back pressures, despite having progress slowed by injuries...was second to Levon Kirkland (17) with 15 stops at or behind the line of scrimmage...suffered right knee sprain in opener at Jacksonville (9/1)...missed Games 2-3 on inactive list...returned to start Game 4 win versus Houston (9/29)...forced Eddie George fumble that led to a field goal while contributing four solo tackles...registered first sack of season versus Cincinnati (10/13) while adding three solo tackles...led team with 10 stops (seven solos) versus St. Louis Rams (11/3)...followed that performance with five tackles and a sack at Cincinnati (11/10)...forced a fumble by quarterback Mark Brunell on sack at Jaguars three-yard line to set up Jerome Bettis' TD in Jacksonville game (11/17)...also had seven solo tackles and first two-sack game of career...added two more sacks and six tackles versus San Diego (12/8)...produced second-best game of the season with eight stops and a sack versus San Francisco (12/15)...started both postseason games...made first career playoff sack versus Indianapolis (12/29) and was fourth on team with six tackles at New England (1/5)...selected to the All (John) Madden team. **1995:** Played 16 games, recording 12 tackles, seven quarterback pressures and three sacks...tied Lethon Flowers for second on the team with 14 special-team tackles...forced a Jeff Blake fumble on sack at Cincinnati (11/19)...had three tackles at Cleveland (11/26)...registered a season-high four stops, a sack and first fumble recovery versus Houston (12/3)...was credited with his third sack of year at Green Bay (12/24) and forced a fumble that was recovered by Carnell Lake, setting up a second-quarter field goal...added a season-high three special-team stops...played every playoff game and finished second on team with four special teams tackles. **1994:** Played 16 games and started regular-season finale at San Diego (12/24)...collected four defensive tackles, two sacks and six quarterback pressures...was one of only three rookies (Charles Johnson and Ed Robinson) to play every game...tied for second on the team with 13 special teams stops...had one solo tackle and one sack versus Miami (11/20) and at L.A. Raiders (11/27)...recorded two tackles in first career start at San Diego for Greg Lloyd...registered two special-team tackles at Houston (11/6), versus Buffalo (11/14) and against Philadelphia (12/11)...had one special-team tackle in six other games...played both playoff games...had one tackle in playoff game versus Cleveland (1/7)...was the 88th player drafted overall with choice from Minnesota in Adrian Cooper trade.

COLLEGE: Was a three-year starter at right defensive end...set school record with 39½ career sacks to top previous record-holder Leslie O'Neal's (first-round in 1986 by San Diego) 33 sacks...named first-team All-Big Eight as senior, starting at right defensive end and team's leading defensive lineman, registering 76 tackles, 9½ sacks, seven TFL, four forced fumbles and two fumble recoveries...named first-team All-Big Eight as a junior after registering 77 tackles and 10 sacks...was only true sophomore on Associated Press All-Big Eight team after setting school record with 16 sacks, breaking mark of 14 set by O'Neal in 1985...was first true freshman to earn locker in varsity dressing room...recorded 48 tackles and four sacks...general studies major.

PERSONAL: Married (Joy) with two sons, Jason (12/18/95) and King (6/11/99)...lives in Altus, Oklahoma...named All-State for Altus High...recorded 62 tackles and led defense that allowed just 190 total yards and 8.6 points per game as a defensive lineman...also had 37 receptions for 637 yards as tight end...is one of five children...Full name: Jason Larue Gildon.

GILDON'S GAME-BY-GAME STATISTICS

2000		Sack/								
Date	Opponent	T	AT	TOT	YDS	INT	PD	FF	FR	
9/3	BALTIMORE	3	2	5	0.0/0	0/0	0	0	0	
9/17	at Cleveland	4	2	6	0.0/0	0/0	1	1	0	
9/24	TENNESSEE	9	3	12	1.0/5	0/0	0	0	0	
10/1	at Jacksonville	4	1	5	2.0/18	0/0	0	0	1	
10/8	at N.Y. Jets	6	1	7	0.0/0	0/0	0	1	0	
10/15	CINCINNATI	4	2	6	1.0/5	0/0	0	0	1	
10/22	CLEVELAND	2	2	4	1.0/8	0/0	0	0	0	
10/29	at Baltimore	2	0	2	0.0/0	0/0	0	0	0	
11/5	at Tennessee	9	2	11	1.0/11	0/0	0	0	0	
11/12	PHILADELPHIA	3	0	3	1.0/1	0/0	1	0	0	
11/19	JACKSONVILLE	2	0	2	1.0/4	0/0	0	0	1	
11/26	at Cincinnati	6	3	9	2.0/16.0	0/0	1	2	1	
12/3	OAKLAND	5	0	5	0.0/0	0/0	0	0	0	
12/16	WASHINGTON	5	1	6	1.5/12.5	0/0	0	0	0	
12/24	at San Diego	4	0	4	2.0/4	0/0	0	1	0	
SEASON TOTALS		68	19	87	13.5/80.5	0/0	3	5	4	

1999					Sack/				
Date	Opponent	T	AT	TOT	YDS	INT	PD	FF	FR
9/12	at Cleveland	1	0	1	1/6	0/0	0	0	0
9/19	at Baltimore	6	0	6	1/5	0/0	0	0	0
9/26	SEATTLE	2	3	5	0/0	0/0	1	0	0
10/3	JACKSONVILLE	5	2	7	1/5	0/0	0	0	0
10/10	at Buffalo	2	1	3	0/0	0/0	0	0	0
10/17	at Cincinnati	4	1	5	1/7	0/0	0	0	0
10/25	ATLANTA	7	1	8	1.5/8.5	0/0	0	0	0
11/7	at San Francisco	2	2	4	0/0	0/0	1	0	0
11/14	CLEVELAND	6	1	7	2/14	0/0	0	1	0
11/21	at Tennessee	0	2	2	0/0	0/0	0	0	0
11/28	CINCINNATI	1	1	2	0/0	0/0	0	0	0
12/2	at Jacksonville	4	1	5	0/0	0/0	0	0	0
12/12	BALTIMORE	0	2	2	0/0	0/0	0	0	0
12/18	at Kansas City	6	1	7	1/4	0/0	0	0	0
12/26	CAROLINA	2	0	2	0/0	0/0	0	0	0
1/2	TENNESSEE	2	1	3	0/0	0/0	0	0	0
SEASON TOTALS		50	19	69	8.5/49.5	0/0	2	1	0

GILDON'S CAREER STATISTICS

TACKLES	Solo	AT	Tot.	Sp.	T.Sacks	FF	FR	TACKLES	Solo	AT	Tot.	Sp.	T.Sacks	FF	FR
1994 Pittsburgh (AFC)	4	0	4	13	2.0	0	0	1994 Pittsburgh (AFC)	0	0	0	1	0.0	0	0
1995 Pittsburgh (AFC)	8	4	12	14	3.0	2	1	1995 Pittsburgh (AFC)	2	0	2	4	0.0	0	0
1996 Pittsburgh (AFC)	47	12	59	0	7.0	2	0	1996 Pittsburgh (AFC)	6	2	8	0	1.0	0	0
1997 Pittsburgh (AFC)	41	12	53	0	5.5	0	1	1997 Pittsburgh (AFC)	2	4	6	0	1.0	0	2
1998 Pittsburgh (AFC)	52	12	64	0	11.0*	1	1	NFL Totals (4 years)	10	4	14	5	2.0	0	2
1999 Pittsburgh (AFC)	49	20	69	0	8.5*	0	0								
2000 Pittsburgh (AFC)	78	19	87	0	13.5*	5	4								
NFL Totals (7 years)	269	79	348	27	50.5	10	7								

*Team Leader



11

GRAHAM



6-5, 248

KENT GRAHAM

QUARTERBACK

HEIGHT-6-5

WEIGHT-248

COLLEGE-Ohio State

BIRTHDATE-November 1, 1968

BIRTHPLACE-Wheaton, Ill.

HOW ACQUIRED-Unrestricted Free Agent ('00)

NFL EXPERIENCE-10th Year

GAMES PLAYED-STARTED-'92 (6-3), '93 (9-0), '94 (13-1), '95 (0-0), '96 (10-8), '97 (8-6), '98 (11-6), '99 (9-9), '00 (14-5)

CAREER TOTALS: 80-38

STEELERS TOTALS: 16-5

PRO: Was a key free-agent acquisition for the Steelers prior to the 2000 season and began the season as the Steelers' starting quarterback...was signed as an unrestricted free agent March 1, 2000...was originally an eighth-round draft choice of the New York Giants in 1992...lost a quarterback battle to Dave Brown in training camp in 1994...was waived by the Giants prior to the start of the 1995 season to make room on the roster for quarterback Tommy Maddox...after spending a season as Detroit's third quarterback, signed with Arizona where he was reunited with Jim Fassel, who was offensive coordinator for the Giants during Graham's first NFL season in 1992...earned starting job for parts of the 1996 and 1997 seasons with the Cardinals. **2000:** Started the first three games of the season until a hip injury sidelined him for two games...completed 66-of-148 for 878 yards and one TD and an interception...had a good preseason, producing a quarterback rating of 82.1...threw three TD passes with only one interception...started the final two pre-season games...earned his first official start as the Steelers' starting quarterback versus Baltimore (9/3)...performed admirably completing 17-of-38 passes for 199 yards... (on the Steelers' last drive of the game) was caught for a sack instead of throwing the ball away, eliminating any chance for a game-tying field-goal attempt, at Cleveland (9/17)...completed 14-of-28 passes for 183 yards...finished his second straight game without an interception...had his best day as a Steeler versus Tennessee (9/24)...completed 18-of-33 passes (54.5 percent) for 254 yards...compiled a 79.6 passer rating...had his third straight game without an interception...was relegated to emergency quarterback at Jacksonville (10/1)...did not play because of his hip injury at N.Y. Jets (10/8)...returned to the starting lineup for the first time in two games versus Cincinnati (10/15)...was not as sharp as he had been prior to his injury but still managed his first win as a Steelers' starting quarterback...completed six of his first seven passes, including the 77-yard TD pass to Hines Ward on the second play from scrimmage...finished the game, completing 13-of-33 passes for 173 yards and one TD without any interceptions...started his fifth game but was replaced early in the second quarter by Kordell Stewart versus Cleveland (10/22)...did not return...completed 3-of-12 passes for 46 yards...played only as a holder for placekicks versus Philadelphia (11/12)...played the final quarter at Cincinnati (11/26)...completed one of two passes for 27 yards...played five offensive series in the second quarter replacing injured Kordell Stewart versus Oakland (12/3). **1999:** Entered training camp as the Giants starter and held that position until Week 11 of the



season...started nine games for the Giants and completed 160 passes on 27 attempts for 1,697 yards with nine touchdowns and nine interceptions...was sacked 26 times in his nine starts...had his best game of the season versus New Orleans (10/24), completing 19 passes on 29 attempts for 239 yards with two touchdowns and one interception in a 31-3 Giants win...suffered two concussions on the season, the first was versus Philadelphia on (10/3) and forced him to miss at Arizona (10/10) and the second occurred at Washington (11/21)...made his first opening-day start with the Giants and finished with 12 completions on 24 attempts for 91 yards for a 59.5 rating at Tampa Bay (9/12)...operated an efficient offense with no turnovers but the unit gained just 107 yards total offense...started and completed 20-of-31 passes for 268 yards with one touchdown and one interception versus Washington (9/19)...connected with wide receiver Ike Hilliard for 38 yards on a flea-flicker pass early in the second quarter on drive that would result in Giants first touchdown of the season...completed a 15-yard pass to tight end Pete Mitchell later in the drive to set up a seven-yard touchdown run by fullback Charles Way to bring the Giants within 14 points of the Redskins (21-7)...was intercepted by linebacker Shawn Barber on the Redskins' 30-yard line, which Barber returned 70 yards for a score to give the Redskins a 28-7 lead...set up 11-yard LeShon Johnson touchdown run by completing 35-yard pass to wide receiver Amani Toomer late in second quarter...completed passes to eight different targets and had two receivers (Amani Toomer and Ike Hilliard) gain more than 100 receiving yards...started and completed 23-of-36 for 216 yards with two touchdowns at New England (9/26)...led Giants to their first opening-drive score of the season with a six-yard touchdown pass to running back LeShon Johnson...finished the opening drive a perfect 4-for-4 for 49 yards and the touchdown...connected with receiver Ike Hilliard three times for 36, on plays good for 27, one, and eight yards, respectively...attempted a fourth-quarter comeback when the Giants got the ball with 3:12 remaining on the game clock...got the drive off to a good start with a 22-yard completion to receiver Amani Toomer...was later able to complete a one-yard pass to running back Tiki Barber for a touchdown to bring the Giants within two points (14-16), but the comeback bid was thwarted when the team failed to recover the on-side kick giving the Patriots the ball with 1:12 remaining...started and completed 15-of-29 pass attempts for 171 yards and one touchdown versus Philadelphia (10/3)...finished game with three interceptions...was replaced by Kerry Collins late in third quarter after throwing third interception...led the offense to a touchdown on the Giants' first offensive possession for the second straight week with a nine-yard touchdown pass to receiver Ike Hilliard...finished the opening drive by completing four passes on six attempts for 47 yards with the touchdown...was intercepted on the Giants last possession of the first quarter by cornerback Bobby Taylor, who returned it 18 yards for a touchdown...had another pass intercepted on the Giants next offensive series when his pass to receiver Joe Jurevicius was thrown high, tipped by Jurevicius and then intercepted by cornerback Troy Vincent...had a third pass intercepted in the third quarter when a pass to the middle intended for Mitchell was picked off by linebacker Jeremiah Trotter...was then replaced by Kerry Collins...was inactive as third quarterback due to concussion suffered in Eagles game at Arizona (10/10)...returned to starting lineup versus Dallas (10/18) after missing the previous game due to concussion suffered in Philadelphia game (10/3)...finished night completing 15 passes on 21 attempts for 183 yards with no touchdowns and no interceptions...helped offense sustain longest drive since 1988 in the second quarter, which lasted 18 plays, covered 80 yards, took 9:47 off the

clock and resulted in the Giants first score of the night a 27-yard Brad Daluiso field goal...completed five-of-six passes for 52 yards on that drive...helped drive the offense to the Dallas 4-yard line to set up the game-winning 21-yard Brad Daluiso field goal with score tied 10-10 and 1:57 left in the fourth quarter...completed a short pass to running back Tiki Barber that Barber turned into a 56-yard game-long pass play to put the Giants on the Dallas three-yard line...started and led Giants offense to highest point output of the season (31) versus New Orleans (10/24)...finished game with 19 completions on 29 attempts for 239 yards with one interception and two touchdowns...also rushed three times for nine yards and a touchdown...connected with receiver Amani Toomer for a 23-yard gain, then completed a pass to tight end Pete Mitchell for 16 yards to the Saints 14-yard line, on Giants first scoring possession...rushed six yards into the end zone for the first Giants offensive touchdown in 11 quarters on a third-and-goal from the six-yard line after finding no open receivers...in the second quarter, on third and seven from the New Orleans 27-yard line Graham lofted a pass to the end zone that Toomer caught for a 27-yard touchdown...connected on a pass play with six seconds left in the first half that was tipped by Toomer and then caught in the back of the end zone by Joe Jurevicius with no time remaining for a 24-3 Giants halftime lead, which was the Giants longest touchdown pass of the season (53 yards)...was intercepted in third quarter after being hit while attempting a pass to fullback Charles Way...provided key block to lead receiver Ike Hilliard to a 24-yard gain on a double reverse in the first quarter...finished night with a season-high 99.6 quarterback rating...started and finished game completing a season-high 26 passes on a season high 42 attempts for 240 yards and one touchdown at Philadelphia (10/31)...also rushed four times for a team-high 40 yards...completed his longest pass play on the day when he found running back LeShon Johnson wide open for a short dump pass, that Johnson turned into a 28-yard gain to the Eagles 16-yard line to the set up a Giants field goal in the first quarter...led the offense late in the third quarter to the second-longest sustained drive of the season a 16-play, 8:59 drive that covered 83 yards and ended in a two-yard TD run by LeShon Johnson...completed nine-of-10 passes for 73 yards including 25-yard completion to receiver Amani Toomer on third and 12...completed a seven-yard touchdown pass to tight end Pete Mitchell to tie the game and force overtime after the defense recovered a fumble by Philadelphia running back Duce Staley at the Eagles five-yard line in the fourth quarter with 2:43 on the clock and the Giants down 10-17...started and completed a season-high 27 passes on a season-high 50 attempts for 253 yards, two touchdowns and two interceptions versus Indianapolis (11/14)...also had three rushes for 30 yards...completed just seven passes on 18 attempts for just 38 yards...was also intercepted late in the second quarter when his pass went through the hands of WR Ike Hilliard and right to safety Tito Wooten...was intercepted again at the start of the third quarter when he attempted a pass to the end zone for receiver Joe Jurevicius...did not get the offense going until late in third quarter when he was able to direct the offense to an eight-play 80-yard drive that ended in a game-long 33-yard touchdown catch to receiver Amani Toomer...connected on a second touchdown, a seven-yard reception by tight end Pete Mitchell that brought the Giants within a touchdown and two-point conversion of the Colts (27-19)...started and completed just three passes on 10 attempts for 36 yards at Washington (11/21)...was sacked three times before being replaced by Kerry Collins early in the second quarter after suffering his second concussion of the season...was inactive as third quarterback versus Arizona (11/28) due to concussion



suffered in previous week's Washington game...was active as backup quarterback versus New York Jets (12/5)...did not play...was active as backup quarterback at Buffalo (12/12)...did not play...was active as backup quarterback at St. Louis (12/19)...did not play...was active as backup quarterback versus Minnesota (12/26)...did not play...was active as backup quarterback but did not play in season-finale at Dallas (1/2). **1998:** Finished with a 5-1 record as the Giants starting quarterback after taking over for Danny Kanell in Week 11 vs. Philadelphia (11/22)...helped the team overcome a 3-7 start for an 8-8 finish...spent the first 10 weeks of the season as the backup quarterback...completed 105-of-205 pass attempts (51.2 percent) for 1,219 yards with seven touchdowns and five interceptions for a 70.8 passer rating...saw his first action of the 1998 season during the Giants last drive of the game vs. Dallas (9/21)...completed just one-of-seven passes for three yards...following two penalties against the Cowboys, the Giants reached the Dallas 27-yard line before Graham's shotgun pass intended to wide receiver Amani Toomer was intercepted by safety Kenny Wheaton at the 11-yard line to seal the 31-7 Dallas victory...came in to run out the clock at San Diego (9/27) but did not attempt any passes...replaced Kanell at quarterback with six minutes left in the fourth quarter vs. Atlanta (10/11) and completed 11-of-16 for 105 yards during the Giants final two offensive series...completed seven-of-nine passes for 56 yards in leading the Giants on a 12-play, 75-yard drive that was culminated with a five-yard touchdown run on a draw play up the middle by Graham...kept the drive alive with a 20-yard pass to receiver Ike Hilliard for a first down on a fourth-and-13 situation from the Falcons 38-yard line...came in to run out the clock late in the fourth quarter vs. Arizona (10/18) but did not attempt any passes...entered the game late in the third quarter vs. Green Bay (11/15) in place of Kanell...completed two of five pass attempts for 12 yards...was named the starting quarterback in place of Kanell early in the week prior to the game vs. Philadelphia (11/22)...completed 10-of-21 pass attempts for 153 yards with one touchdown and one interception to lead the Giants to a 20-0 victory...completed a 48-yard pass to WR Ike Hilliard on a play-action fake on the Giants first play from scrimmage at San Francisco (11/30) that gave the Giants a first down at the 49ers 32-yard line to set up a quick touchdown and a 7-0 Giants lead...completed a 50-yard pass to Hilliard to get the Giants in scoring position in the third quarter with a first down at the 49ers 31-yard line in a series that ended on a missed 42-yard field goal by PK Brad Daluiso...completed a screen pass to RB Tiki Barber, who broke free for an 87-yard touchdown in the first quarter at Arizona (12-6), marking the longest touchdown play in Graham's career...completed 21-of-33 passes for 265 yards with two touchdowns and no interceptions to lead the Giants to a 20-16 victory over the previously undefeated Denver Broncos...connected with receiver Amani Toomer on a 37-yard touchdown pass with 48 seconds left to play to help the Giants re-capture the lead...was eight-for-10 passing on third down...converted on four third-down plays during the Giants second quarter touchdown drive that lifted the Giants to a 10-6 halftime lead (the Giants began their final drive at their own 14-yard line with no timeouts and just 1:49 left on the game clock)...moved the Giants 86 yards in six plays before finishing with the game-winner to Toomer...completed a 15-yard pass to Calloway on first down, then scrambled for 23 yards to the Denver 48-yard line and stopped the clock by spiking the ball with 1:13 remaining...completed an 11-yard pass to Jurevicius two plays later to convert on third-and-10 to set up the game-winning play...was named Miller Lite NFL Player of the Week and NFC Offensive Player of the Week by the National Football League for his performance against the Broncos...completed a



key third down pass to Toomer while engineering an 83-yard scoring drive that culminated with a 12-yard touchdown pass to Toomer in the first quarter for a 14-0 Giants lead vs. Kansas City (12/20)...used a pump-fake on the play to help free Toomer in the end zone...caught his own deflected pass in the second quarter and turned the play into a 16-yard gain...led two impressive second-half touchdown drives that helped the Giants overcome a 10-6 halftime deficit in a 20-10 victory at Philadelphia (12/27), both drives ended in Graham-to-Calloway touchdown passes...completed two third-down attempts to take the Giants on a 12-play, 77-yard drive that took 5:22 off the clock and ended when Graham's pass intended to Hilliard deflected into the air where Calloway made the grab for a five-yard touchdown at the end of the third quarter...connected on a key third-down pass in the fourth quarter as the Giants marched 81 yards on an 11-play drive that took 6:34 off the clock...connected with Calloway for an 18-yard touchdown and a 20-10 lead...was awarded an Offensive Game Ball by the coaching staff for his effort against the Eagles. **1997:** Began the year as the starting quarterback and started the first six games of the season before hurting his ankle against the Giants (10-12)...was replaced as the starter by Jake Plummer who became the Cardinals permanent starter...completed 130-of-250 passes for 1,408 yards (52.0 percent) with four touchdowns and five interceptions for a 65.9 passer rating...came back in the second half (21-23-220 yards) with two touchdowns for a 25-22 Cardinals victory versus Dallas (9/7) after suffering through a frustrating first half (5-13-29 yards) with a sack and lost fumble that was returned for a score...connected on 22-of-38 passes for 293 yards versus Minnesota (10/5), including long pass plays of 33 yards to TE Chris Gedney for a touchdown and 42 yards to receiver Frank Sanders as the Cardinals forged a 19-10 lead with just 10 minutes left in the game...suffered knee and ankle sprains with four minutes left in the first half when he became entangled in a pileup against the Giants...entered the game versus Philadelphia (11/2) in the fourth quarter in relief of Plummer...completed just five-of-nine passes for 33 yards, but scored twice on quarterback sneaks...came on in relief of Plummer again in the fourth quarter at Dallas (11/9) and completed five-of-14 passes for 74 yards. **1996:** Split time with Boomer Esiason in his first season in Arizona and earned a 4-4 record as a starter...completed 146-of-274 pass attempts (53.3 percent) for 1,624 yards with 12 touchdowns, seven interceptions and had a 75.1 passer rating...led the NFC and ranked third in the league in third-down passing with 45 completions in 80 attempts for 531 yards with six touchdowns and just one interception (96.4 rating)...equaled two Cardinals records in 31-28 overtime win against St. Louis (9/29) with 14 consecutive pass completions and 37 total pass completions...earned NFC Offensive Player of the Week honors with 37 completions on 58 attempts for 366 yards and four touchdowns, all career single-game bests...relieved Esiason at start of second half versus Miami (9/8), completing 13-of-19 attempts for 133 yards and a one-yard scoring toss to fullback Cedric Smith...came off the bench midway through the third quarter after Esiason struggled again at New England (9/15) the next week, to thread nine-of-19 pass attempts for 111 yards...earned first starting Cardinals role the next week vs. New Orleans (9/22)...twice brought club back from 14-point deficits in the second half vs. Rams...clicked on 11-of-12 pass attempts for 71 yards and two touchdowns on two particular second-half scoring drives...finished 17-of-32 for 255 yards with three touchdowns...after a first half of six-of-10 for 79



yards vs. Jets (10/27)...suffered a sprain of the posterior cruciate ligament in his left knee at the Giants (11/3), forcing him from the game after just nine plays and two completions in three attempts for 29 yards...was inactive for the next three games...did not play for two more games as Esiason won three consecutive contests...was inserted back into the lineup with a healthy knee vs. Washington (12/15), rallying the Cardinals from deficits of 23-14 and 26-24 en route to 27-26 victory...finished with 20 completions on 46 attempts for 232 yards and two touchdowns against the Redskins. **1995:** Released by the Giants on August 31 at the conclusion of the preseason...was signed by Detroit on Sept. 5, two days after the opening of the regular season...was inactive as the third quarterback for the Lions 15 remaining regular-season games and their postseason loss at Philadelphia. **1994:** Played in 13 games, including three at quarterback, with one start for the Giants...served as holder on placements in other 11 games...saw his first action of the season at quarterback at Dallas (11/7) when he relieved Dave Brown in the fourth quarter...engineered the Giants only significant drive of the game at Dallas, a nine-play, 76-yard drive that culminated with a nine-yard touchdown pass to TE Howard Cross...finished the game nine-of-14 passing for 98 yards, one touchdown and one interception...received the starting assignment the following week versus Arizona (11/13) and was nine-of-26 for 92 yards, one touchdown and one interception in the Giants 10-9 loss to the Cardinals...led the team 82 yards for a touchdown on the opening drive vs. Arizona...threw a key 15-yard pass to RB David Meggett on third down to put the Giants inside the Cardinals 20-yard line...entered the game at Houston (11/21) after Brown left with a concussion in the second quarter...finished the game with six completions on 13 attempts, including a 40-yard touchdown pass to WR Mike Sherrard...connected with Sherrard on a 55-yard pass to set up PK David Treadwell's 26-yard field goal early in the fourth quarter...was awarded a game ball by the coaching staff for his effort against the Oilers as the Giants broke a seven-game losing streak. **1993:** Played in nine games, mainly as a holder...appeared in games at Chicago (9/5), versus Dallas (11/7) and at Phoenix (11/28)...finished the season with eight completions on 22 attempts for 79 yards...served as the number-two quarterback for the first 13 games of the season and rotated with Brown as the number-two QB behind Phil Simms for the final five weeks, including the two postseason games. **1992:** Forced to start three games, replacing the injured Jeff Hostetler (concussion), who had taken on the starting job after Simms (elbow) was injured...was holder on placements late in the season...saw action in six games, finishing his rookie season with a total of 42 completions in 97 attempts (43.3 percent) for 470 yards, one TD and four interceptions...saw first NFL action at the Rams (10/18) in relief of Hostetler and was two of four for 39 yards and one interception...relieved Hostetler again at Denver (11/15) and was two-of-two for 12 yards...came in and hit on 11-of-26 passes for 141 yards, one TD and one interception after Hostetler suffered his concussion versus Philadelphia (11/22)...earned first NFL start on Thanksgiving Day at Dallas (11/26), and was 12-of-28 for 151 yards...made second start versus Washington (12/6) and resulted in effort of eight-of-16 for 73 yards...started third game at Phoenix (12/12) and hit on seven-of-21 attempts for 54 yards with two interceptions...carried the ball six times for 36 yards on the season with a long run of 15 yards vs. Philadelphia (11/22).

COLLEGE: Started collegiate career at Notre Dame where he served as backup

to Tony Rice and eventually transferred to Ohio State...initially served as backup to Greg Frey before moving into starting role as a senior...started 10-of-12 games for Buckeyes in 1991, missing the Washington State game with a concussion and the Hall of Fame Bowl game versus Syracuse because of a bruised nerve in his left arm...finished senior season with 79 completions in 153 attempts (51.6%) for 1,018 yards and four TDs...also had 157 yards rushing on the option play...saw action in six games as a junior backup and was 15-of-26 passing for 195 yards and three TDs...during his two seasons at Notre Dame (1987-88) had one start as a freshman versus Boston College and then saw action in 17 other games behind Rice.

PERSONAL: Married (Courtney) with son Taylor and daughters Lauren, Cassidy and Dakota...was one of the most sought-after high school quarterbacks after graduating from Wheaton (Ill.) North H.S.

Graham's Career Single-Game Highs

Regular Season

Pass Attempts-58 (9/29/96 vs. St. Louis)
 Completions -37 (9/29/96 vs. St. Louis)
 Yards Passing-366 (9/29/96 vs. St. Louis)
 Completion Percentage-65.4 (10/20/96 vs. Tampa Bay)
 Longest Completion - 87t to Tiki Barber (12/6/98 at Arizona)
 TD Passes-4 (9/29/96 vs. St. Louis)
 Interceptions-2 (5 times; last time: 12/6/98 at Arizona)
 Times Sacked-6 (9/28/97 at Tampa Bay)
 Rushing Attempts-6 (3 times; last time: 12/27/98 at Philadelphia)
 Yards Rushing-40 (10/20/96 vs. Tampa Bay)
 Longest Run -23 (12/13/98 vs. Denver)
 TDs Rushing -2 (11/2/97 vs. Philadelphia)

GRAHAM'S GAME-BY-GAME STATISTICS

		PASSING								RUSHING				
2000		Att.	Cmp.	Int.	TD	Yds.	Pct.	Lg	Rtg.	Att.	Yds.	Avg.	Lg	TD
9/3	BALTIMORE	38	17	0	0	199	44.7	39	61.2	0	0	0.0	—	0
9/17	at Cleveland	27	13	0	0	172	48.1	31	68.8	1	7	7.0	7	0
9/24	TENNESSEE	33	18	0	0	254	54.5	36	79.6	0	0	0.0	—	0
10/1	at Jacksonville	DNP												
10/8	at N.Y. Jets	DNP												
10/15	CINCINNATI	33	13	0	1	173	39.3	77t	66.9	2	4	2.0	5	0
10/22	CLEVELAND	12	3	0	0	46	25.0	36	43.1	0	0	0.0	—	0
10/28	at Baltimore	0	0	0	0	0	0.0	—	—	0	0	0.0	—	0
11/26	at Cincinnati	2	1	0	0	27	50.0	27	95.8	2	-2	-2.0	-2	0
12/3	OAKLAND	3	1	1	0	7	33.3	7	2.8	0	0	0.0	—	0
12/16	WASHINGTON	0	0	0	0	0	0.0	—	—	0	0	0.0	—	0
12/24	at San Diego	0	0	0	0	0	0.0	—	0.0	3	-3	-0.7	-2	0
SEASON TOTALS		148	66	1	1	878	44.6	77t	63.4	8	7	0.9	7	0



PASSING

RUSHING

1999

Date	Opponent	Att.	Cmp.	Int.	Yds.	Cmp. %	TD	Lg	Rtg.	Att.	Yds.	Avg.	Lg	TD
9/12	at Tampa Bay	24	12	0	91	50.0	0	12	59.5	1	6	6.0	6	0
9/19	WASHINGTON	31	20	1	268	64.5	1	38	89.2	2	5	2.5	3	0
9/26	at New England	36	23	0	216	63.9	1	17	98.8	6	12	2.0	4	0
10/3	PHILADELPHIA	29	15	0	171	51.7	1	26	41.7	3	23	7.7	14	0
10/10	at Arizona	0	0	0	0	0.0	0	--	0.0	0	0	0.0	--	0
10/18	DALLAS	21	15	0	183	71.4	0	56	97.9	7	10	1.4	5	0
10/24	NEW ORLEANS	29	19	1	239	65.5	2	53	99.6	3	9	3.0	61	1
10/31	at Philadelphia	41	26	0	240	63.4	1	28	87.4	5	41	8.2	14	0
11/14	INDIANAPOLIS	50	27	2	253	54.0	2	33	64.8	3	30	10.0	17	0
11/21	at Washington	10	3	2	231	68.1	1	53	117.8	0	0	0.0	--	0
11/28	ARIZONA	0	0	0	0	0.0	0	--	0.0	0	0	0.0	--	0
12/5	N.Y. JETS	0	0	0	0	0.0	0	--	0.0	0	0	0.0	--	0
12/12	at Buffalo	0	0	0	0	0.0	0	--	0.0	0	0	0.0	--	0
12/19	at St. Louis	0	0	0	0	0.0	0	--	0.0	0	0	0.0	--	0
12/26	MINNESOTA	0	0	0	0	0.0	0	--	0.0	0	0	0.0	--	0
1/2	at Dallas	0	0	0	0	0.0	0	--	0.0	0	0	0.0	--	0
SEASON TOTALS		271	160	9	1,697	59.0	9	56	74.6	35	132	3.8	17	1

GRAHAM'S CAREER STATISTICS

PASSING	Att.	Cmp.	Pct.	Yds.	LG	TD	Int.	Sacks-Lost	Record/ Rtg. Start.
1992 N.Y. Giants (NFC)	97	42	43.3	470	44	1	4	7-49	44.6 0-3
1993 N.Y. Giants (NFC)	22	8	36.4	79	18	0	0	3-28	47.3 0-0
1994 N.Y. Giants (NFC)	53	24	45.3	295	55	3	2	2-22	66.2 0-1
1995 Detroit (NFC)	0	0	0.0	0	--	0	0	0-0	0-0 0-0
1996 Arizona (NFC)	274	146	53.3	1,624	69	12	7	19-120	75.1 4-4
1997 Arizona (NFC)	250	130	52.0	1,408	47	4	5	16-115	65.9 1-5
1998 N.Y. Giants (NFC)	205	105	51.2	1,219	87	7	5	12-75	70.8 5-1
1999 N.Y. Giants (NFC)	271	160	59.0	1,697	56	9	9	26-184	74.6 5-4
2000 Pittsburgh (AFC)	148	66	44.6	878	77	1	1	13-70	63.4 2-3
NFL Totals (9 years)	1,320	681	51.6	7,670	87	37	33	98-663	68.4 17-21
Steelers Totals (1 Year)	148	66	44.6	878	77	1	1	13-70	63.4 2-3

RUSHING	Att.	Yds.	Avg.	LG	TD
1992 N.Y. Giants (NFC)	6	36	6.0	15	0
1993 N.Y. Giants (NFC)	2	-3	-1.5	-1	0
1994 N.Y. Giants (NFC)	2	11	5.5	9	0
1995 Detroit (NFC)	0	0	0.0	0	0
1996 Arizona (NFC)	21	87	4.1	19	0
1997 Arizona (NFC)	13	23	1.8	10	2
1998 N.Y. Giants (NFC)	27	138	5.1	23	2
1999 N.Y. Giants (NFC)	35	132	3.8	17	1
2000 Pittsburgh (AFC)	8	7	0.9	7	0
NFL Totals (9 years)	114	431	3.8	23	5
Steelers Totals (1 Year)	8	7	0.9	7	0

53

HAGGANS



6-3, 247

CLARK HAGGANS

LINEBACKER

HEIGHT-6-3
 WEIGHT-247
 COLLEGE-Colorado State
 BIRTHDATE-January 10, 1977
 BIRTHPLACE-Torrance, Calif.
 HOW ACQUIRED-D5a-'00 (#8, 137)
 NFL EXPERIENCE-2nd Year
 CAREER GAMES-STARTS: 3-0

PRO: Developed significantly as a linebacker from the team's mini-camp in June to training camp...was one of the biggest surprises of camp and allowed the team to release free-agent veteran linebacker Gabe Northern...could play a more active role in 2001 with the departure of Mike Vrabel. **2000:** Dressed for just three games...finished the preseason as the Steelers' second-leading tackler, registering 17 total stops and 13 solo tackles...also had a sack and forced two fumbles...played exclusively on special teams versus Baltimore (9/3)...did not register a tackle...was deactivated Friday for 12 consecutive weeks...dressed for the first time in 13 weeks when Mike Vrabel was unable to play because of a knee injury at N.Y. Giants (12/10)...saw action only on special teams.

COLLEGE: Played defensive end in college after walking-on as a freshman...is physical and aggressive...has very good lateral quickness and agility...is a productive and tenacious pass rusher...is Colorado State's all-time sacks leader...finished 1999 with 87 tackles, 14 tackles for losses and eight sacks...registered 66 tackles, including 14 tackles for losses and 11 sacks as a junior...started every game and recorded 66 tackles (16 for losses) and 11 sacks in 1997...registered 43 tackles, 10 stops for losses and three sacks in 1996...redshirted as a walk-on in 1995...majored in art.

PERSONAL: Played football, basketball and track at Peninsula High School in Torrance, Calif...earned three varsity letters in each sport...was named All-League as a tight end and a defensive tackle in 1993 and '94, respectively...also earned All-Division honors...helped Peninsula to league title in 1994...is the son of Ollie and Doris Haggans...has one sister...Full name: Clark Cromwell Haggans.

HAGGANS' CAREER STATISTICS

TACKLES	Solo	AT	Tot.	Sp.T.	Sacks	FF	FR
2000 Pittsburgh (AFC)	0	0	0	0	0/0	0	0
NFL Totals (1 year)	0	0	0	0	0/0	0	0



64

HARTINGS



6-3, 294

JEFF HARTINGS

CENTER

HEIGHT-6-3

WEIGHT-294

COLLEGE-Penn State

BIRTHDATE-September 7, 1972

BIRTHPLACE- St. Henry, Ohio

HOW ACQUIRED-Unrestricted Free Agent from Detroit ('01)

NFL EXPERIENCE-6th Year

CAREER GAMES-STARTS: '96 (11-10); '97 (16-16); '98 (13-13);
'99 (16-16); '00 (16-16)

NFL TOTAL: 72-71

PRO: Was a major offseason acquisition for the Steelers in February 2001...will replace former Steeler great and future Hall of Fame center Dermontti Dawson...has played his entire NFL career at guard but will move to center for the Steelers...has developed into a dependable, durable performer...became a fixture of Detroit's offensive line almost immediately since reporting to team in October of his rookie year after a lengthy contract holdout...was the second of two Lions' first-round picks in the 1996 NFL Draft (23rd overall)...has a streak of 39 consecutive starts, all at right guard. **2000:** Earned Eric Andolsek Top Offensive Lineman Award, voted by teammates, for the second time in career (also in 1998)...made biggest play in five-year career when he scored Lions' only touchdown in 10-7 win at New York Jets (12/17), when he pounced on a fumble in end zone (James Stewart fumbled at one-yard line) with 5:43 left in game and helped offensive unit gain a season-high 210 rushing yards on 44 attempts (James Stewart had career-highs 37 attempts for 164 yards)...was member of offensive line unit that did not allow a sack at Green Bay (12/10)...contributed to offensive line effort that allowed just one sack at New York Giants (11/19). **1999:** Continued his high level of play as one of the most consistent performers among all Lions...named Pro Bowl alternate for second consecutive season...one of only three Lions to start all 16 regular season games, in addition to NFC Wild Card Playoff Game at Washington (1/8)...was the only offensive lineman to start and finish every game. **1998:** Started all 13 games in which he appeared, missing three outings in mid-season with a sprained knee...voted by teammates as the 1998 Erik Andolsek Most Valuable Offensive Lineman...played at near-Pro Bowl level down the stretch of the year once he fully re-gained strength and endurance following the injury...returned to lineup for last seven outings of '98 after missing games 7-9 with knee injury suffered vs. Green Bay (10/15)...named second-team All-NFL at midway point of '98 by the Sporting News and as an alternate on the 1999 NFC Pro Bowl squad. **1997:** Played extremely well in first full year in the NFL...started at right guard for the Lions in every game during '97 campaign, and consistently graded out very well...was part of line that contributed to Barry Sanders becoming only the third player in NFL history to rush for more than 2,000 yards in a single season...named by Pro Football Weekly as someone who is likely to ascend to Pro Bowl level of play within the next couple of years. **1996:** Recovered from the effects of an initial contract holdout to enjoy impressive rookie campaign, becoming starting right guard less



than two weeks after reporting to team...made remarkable transition learning offensive system (despite missing all of training camp) starting the season's final 10 games after seeing first pro action vs. Atlanta (10/6) only nine days after signing his contract...was named to NFL All-Rookie team by both *USA Today* and *College and Pro Football Newsweekly*...played very well in first pro start at Oakland (10/13), squaring off against one of the league's toughest interior tackle combinations in Russell Maryland, Chester McGlockton and Jerry Ball.

COLLEGE: Became only the 10th player in school history (1994-95) to earn first-team All-American honors in consecutive years (last was offensive guard Steve Wisniewski, 1987-88)...joined wide receiver Bobby Engram as the first two Nittany Lions to earn All-Big Ten honors three times...was a 1995 All-American first-team choice of The Poor Man's Guide to the NFL Draft, Walter Camp Foundation, United Press International and the American Football Coaches Association...was a semi-finalist for the Lombardi Award in '95...earned GTE/CoSIDA Academic All-District, National Football Foundation and Hall of Fame Scholar-Athlete, Hitachi/College Football Association Scholar-Athlete Team and Academic All-Big Ten selection...graded 95 percent for blocking consistency in '95...did not allow a sack his senior year as he posted 102 knockdowns...paved the way as the offense averaged 420.3 yards per game in '95...was first-team All-American choice in 1994 as a junior by the Associated Press and Walter Camp, adding second-team honors by *Football News*, United Press International, *College Sports Magazine* and *The Sporting News*...also earned All-Big Ten and academic All-Conference accolades...started junior year at guard in 1994, paving the way for an offense that led the nation with an average of 520.2 yards in total offense and 47.8 points per game...earned All-Big Ten first-team honors as a sophomore in 1993...earned a degree in marketing from Penn State.

PERSONAL: Was a two-time All-Conference selection, adding All-Ohio honors as a senior at St. Henry (Ohio) High School...was two-way lineman, leading the team to the state title in his senior year...recorded 200 tackles with 23 sacks during his prep career and participated in the '91 Ohio North-South All-Star Game...also lettered in track, performing in the shot put and discus...was one of 10 children (four brothers, five sisters)...brother, Scott, played football at Ohio Northern, and another brother, Joe, attended Penn State on a football scholarship...is from the same hometown (St. Henry, Ohio) as former Pro Bowl tackle, Jim Lachey, and NFL quarterback, Bobby Hoying...Full Name: Jeff Hartings.



50

HOLMES



6-2, 245

EARL HOLMES**LINEBACKER****HEIGHT**—6-2**WEIGHT**—245**COLLEGE**—Florida A&M**BIRTHDATE**—April 28, 1973**BIRTHPLACE**—Tallahassee, Fla.**HOW ACQUIRED**—Draft (4th in 1996)**NFL EXPERIENCE**—6th Year**GAMES PLAYED-STARTED**—'96 (3-1), '97 (16-16), '98 (14-14), '99 (16-16), '00 (16-16)**CAREER TOTALS**: 65-63

PRO: Moved into the starting lineup in 1997 and has established himself as one of the top inside linebackers in the NFL...will assume a leadership role with the defense after the departure of veteran Levon Kirkland...is a very aggressive and tenacious defender...congratulated Bill Cowher on draft day "for selecting the best linebacker in draft." **2000:** Produced another strong season and led the team in tackles for the second consecutive season...finished with 141 total tackles, including a team-high 108 solo stops...also had one sack, 10 pass defenses, a forced and recovered fumble and nine tackles for losses...played 60 defensive snaps despite a sore ankle versus Baltimore (9/3)...finished with four total tackles...also was credited with a quarterback hurry/pressure and a pass defense...was very active at Cleveland (9/17)...led the team in tackles...logged 51 defensive snaps...finished with a team-high 10 tackles, including eight solo stops...logged 46 defensive plays versus Tennessee (9/24)...finished with nine total tackles, including eight solo stops...had a solid day at Jacksonville (10/1)...led the team with nine total tackles, all solos...also had one quarterback hurry/pressure...was also credited with a sack...played a terrific game at N.Y. Jets (10/8)...finished second on the team with 10 total tackles (seven solo stops)...logged 57 defensive snaps versus Cincinnati (10/15)...was credited with seven total tackles (six solos)...also had three quarterback hurries/pressures and one pass defense...logged 38 defensive plays versus Cleveland (10/22)...tied for the team high with seven tackles, all solos...also had one pass defense...logged 49 plays at Baltimore (10/29)...finished with nine tackles (seven solos)...also was credited with one quarterback hurry/pressure and one pass defense...had a very active day at Tennessee (11/5)...led the team with 17 total tackles, including 11 solo stops...also was credited with one quarterback hurry/pressure and three tackles, totaling two yards in losses...tied Levon Kirkland for the team lead with seven tackles (all solos) versus Philadelphia (11/12)...logged 72 defensive snaps...also had two pass defenses...led the team with 12 total tackles, including 10 solo stops, versus Jacksonville (11/19)...logged 62 defensive snaps...logged 54 plays at Cincinnati (11/26)...finished with six total tackles, including three solo stops...also was credited with one quarterback hurry/pressure and one pass defense...played 54 defensive snaps versus Oakland (12/3)...finished with seven total tackles (six solos)...also forced a fumble, recovered by Lee Flowers...had a big day containing the Giants powerful running attack at New York (12/10)...finished with 11 total tackles, including nine solo stops...also was credited with 3½ tackles for losses of seven yards...led



the team with 13 total tackles (seven solos) versus Washington (12/16)...logged 55 defensive snaps...had two pass defenses and recovered a fumble...logged 39 defensive plays at San Diego (12/24)...registered three total tackles...also was credited with one quarterback hurry/pressure. **1999:** Led the team in tackles, registering 144 total tackles, including a team-high 109 solo stops...recorded double-digit tackling totals in nine-of-16 games...led the team in tackles seven times...also finished with a team-high 22½ tackles for losses...was solid in the middle and was instrumental in the Steelers record-setting defensive effort of allowing just nine rushing yards in season-opener at Cleveland (9/12)...finished with five total tackles, including four solos...had a solid performance, finishing with six total tackles (five solos) at Baltimore (9/19)...had an outstanding day versus Seattle (9/26)...finished with a team-high 15 total tackles, including 13 solo stops...also was credited with one pass defense...had his second consecutive double-digit tackling performance...registered 10 total tackles, all solos versus Jacksonville (10/3)...also was credited with three quarterback hurries/pressures...finished with a team-high 11 tackles, including eight solo stops, at Buffalo (10/10)...also was credited with 2½ tackles for no gain or a loss...produced another brilliant day at Cincinnati (10/17)...was credited with nine total tackles, including six solo stops...also had two quarterback hurries and a pass defense...forced an interception by Orpheus Roye at the end of the game with a bruising hit on quarterback Akili Smith...had another extremely productive day in Monday Night game versus Atlanta (10/25), finishing with a team-high 10 total tackles, his fourth double-digit tackling performance of the season...finished with four total tackles (all solos)...also had two quarterback hurries/pressures...produced his lowest tackle output of the season at San Francisco (11/7)...recovered his first fumble of the season and had one pass defense...was held to just six total tackles (four solos) versus Cleveland (11/14)...recorded the fifth double-digit tackle performance of the season at Tennessee (11/21), finishing with 12 total tackles (eight solo stops)...also was credited with two quarterback hurries/pressures...led the team with 10 total tackles (eight solos), his sixth double-digit tackling performance of the season, versus Cincinnati (11/28)...led the team with 11 total tackles, including nine solos, for his seventh double-figure tackling performance of the season at Jacksonville (12/2)...registered a team-high seven total tackles, including five solo stops, versus Baltimore (12/12)...also was credited with one pass defense...logged 44 plays at Kansas City (12/18)...registered 10 total tackles, including six solo stops...finished with eight total tackles, including seven solos, versus Carolina (12/26)...played 31 defensive snaps...logged 52 defensive plays versus Tennessee (1/2)...led the team for the seventh time with 10 total tackles (seven solos), his ninth double-digit tackling performance. **1998:** Picked up where he left off last season in his first year as a starter...was hampered somewhat with a high calf problem throughout the preseason and the early part of the regular season...also suffered a broken hand in the Oct. 11 Cincinnati game that limited his production during midyear...was one of the Steelers top defensive players in the last half of the season...recorded three double-digit tackle performances (four for the season) in the final six games...finished with 92 total tackles, just three shy of his career-high, despite missing nearly three full games and playing two more with a broken hand...also had 1½ sacks and his first career interception in the Dec. 6 New England game...finished with 18 quarterback hits/pressures...registered 10 tackles during the preseason...recorded six tackles (three solos) in the season-opener at Baltimore (9/6) before leaving the game with a high calf muscle injury...dressed but did not play in the Chicago game (9/13) because of



his high calf injury...returned from his calf injury and played well at Miami (9/20)...finished with 11 total tackles, including eight solo stops...was a key component to the Steelers superb defensive effort against Seattle (9/27), registering three solo tackles...also had two quarterback pressures/hurries...suffered a fractured hand early in the second quarter at Cincinnati (10/11)...was credited with three total tackles prior to the injury, including 1½ stops for losses or no gain...was deactivated Sunday against Baltimore (10/18) because of his fractured hand...returned to the starting lineup for the Monday Night game at Kansas City (10/26) after missing just one game due to a fractured bone in his hand...played with a heavily bandaged right hand...finished with two solo tackles...appeared to return to former self despite his hand injury in the Tennessee game (11/1)...finished the game with six total tackles (five solos)...also was credited with a quarterback pressure and two tackles at or behind the line of scrimmage for a total of four yards...helped hold the Packers to just 39 total yards rushing in the Green Bay game (11/9)...finished with three total tackles (two solos)...also was credited with a half a tackle for no gain...played 48 of the 65 total defensive plays at Tennessee (11/15)...finished with five tackles, including three solo stops...also had two quarterback hurries/pressures...had his biggest game of the season against Jacksonville (11/22), stuffing the Jaguars' explosive running back Fred Taylor...led the team with 11 total tackles, including seven solos...also registered 4½ tackles for minus-five yards...had another spectacular day at Detroit (11/26)...was instrumental in holding Barry Sanders to just 33 yards on 20 carries...led the team for the second straight week with 11 total tackles, including nine solo stops...also was credited with a half a sack for 3½ yards...was credited with 4½ tackles at or behind the line of scrimmage, totaling 12 yards...recorded four quarterback hurries/pressures...finished with eight total tackles against New England (12/6), including six solo stops...also was credited with three quarterback hurries/pressures...collected his first career interception in the fourth quarter, racing 36 yards and nearly taking it the distance for a TD...gave the Steelers possession at the New England 22...registered two tackles at or behind the line of scrimmage, totaling 12 yards...finished with 12 tackles, including 10 solo stops, at Tampa Bay (12/13)...also was credited with one quarterback hurry/pressure and 1½ tackles for losses or no gain, totaling five yards...finished with seven total tackles, all solos, and one pass defense versus Cincinnati (12/20)...played on 60 defensive downs...led the team with two tackles at or behind the line of scrimmage for minus-four yards...registered five total tackles, all solos, and was credited with his first solo sack of the season in the season-finale at Jacksonville (12/28)...also had one pass defense. **1997:** Started all 16 games and two preseason contests in his first year as a starter...finished the season as the team's second-leading tackler with 96 total tackles...was credited with 67 solo stops and four sacks, both career highs...recovered the first fumble of pro career against Baltimore (11/9)...registered a career-high 11 tackles (nine solos), along with a sack, versus Indianapolis (10/12)...recorded a team-high nine tackles at New England (12/13)...had an excellent game in the AFC Championship game versus Denver (1/11), collecting 10 tackles...recorded double-digit tackle totals in four contests (Dallas 11/31, Indianapolis 10/12, Kansas City 11/3 and Denver 1/11)...led the team with 17 tackles (10 solos) in the postseason. **1996:** Was team's leading tackler with 27 stops in preseason...played first NFL game on special teams versus Baltimore (9/8)...was inactive Games 3-15...made first start and produced first career sack at Carolina (12/22)...led team with 10 stops (nine solos) in that contest...was inactive for both postseason games (Indianapolis and New England)...selected by the

Steelers with their first pick of the fourth-round (126th overall).

COLLEGE: Started junior and senior seasons...was an All-Mid-Eastern Athletic Conference linebacker over the last three years of career...voted the MEAC Defensive Player of the Year...earned Division I-AA All-America honors following senior season...finished career with school-record 509 tackles (200 solos) and 6½ sacks...was consensus first-team All-American...earned Sheridan Broadcasting Network Black College & *Football Gazette* Division I-AA Defensive Player of Year...was a six-time MEAC Defensive Player of Week...started all year at inside linebacker and led team with school-record 171 total tackles while setting single-season record with 103 solo stops...set school record for tackles in game with 30 tackles (21 solos) versus Southern University...majored in criminal justice.

PERSONAL: Single...lives in Tallahassee, Florida...attended Florida A&M High...twice earned All-State and All-District honors...lettered in football as defensive end and linebacker...nicknamed "Hitman"...attended classes at Florida A&M during offseason...son, Earl Holmes Jr. (8/27/00)...Full name: Earl L. Holmes.

HOLMES' GAME-BY-GAME STATISTICS

2000		Sack/							
Date	Opponent	T	AT	TOT	YDS	INT	PD	FF	FR
9/3	BALTIMORE	1	3	4	0/0	0/0	1	0	0
9/17	at Cleveland	8	2	10	0/0	0/0	0	0	0
9/24	TENNESSEE	8	1	9	0/0	0/0	0	0	0
10/1	at Jacksonville	9	0	9	1/0	0/0	0	0	0
10/8	at N.Y. Jets	7	3	10	0/0	0/0	0	0	0
10/15	CINCINNATI	6	1	7	0/0	0/0	0	0	0
10/22	CLEVELAND	7	0	7	0/0	0/0	1	0	0
10/29	at Baltimore	7	2	9	0/0	0/0	1	0	0
11/5	at Tennessee	11	6	17	0/0	0/0	0	0	0
11/12	PHILADELPHIA	7	0	7	0/0	0/0	2	0	0
11/19	JACKSONVILLE	10	2	12	0/0	0/0	0	0	0
11/26	at Cincinnati	3	3	6	0/0	0/0	1	0	0
12/3	OAKLAND	6	1	7	0/0	0/0	0	1	0
12/10	at N.Y. Giants	9	2	11	0/0	0/0	0	0	0
12/16	WASHINGTON	7	6	13	0/0	0/0	2	0	1
12/24	at San Diego	2	1	3	0/0	0/0	0	0	0
SEASON TOTALS		108	33	141	1/0	0/0	8	1	1

**1999**

Date	Opponent	T	AT	Sack/		INT	PD	FF	FR
				TOT	YDS				
9/12	at Cleveland	4	1	5	0/0	0/0	0	0	0
9/19	at Baltimore	5	1	6	0/0	0/0	0	0	0
9/26	SEATTLE	13	2	15	0/0	0/0	0	0	0
10/3	JACKSONVILLE	10	0	10	0/0	0/0	0	0	0
10/10	at Buffalo	8	3	11	0/0	0/0	0	0	0
10/17	at Cincinnati	6	3	9	0/0	0/0	1	0	0
10/25	ATLANTA	7	3	10	0/0	0/0	0	0	0
11/7	at San Francisco	2	2	4	0/0	0/0	1	0	1
11/14	CLEVELAND	4	2	6	0/0	0/0	0	0	0
11/21	at Tennessee	10	2	12	0/0	0/0	0	0	0
11/28	CINCINNATI	8	2	10	0/0	0/0	0	0	0
12/2	at Jacksonville	7	4	11	0/0	0/0	0	0	0
12/12	BALTIMORE	5	2	7	0/0	0/0	1	0	0
12/18	at Kansas City	6	4	10	0/0	0/0	0	0	0
12/26	CAROLINA	7	1	8	0/0	0/0	0	0	0
1/2	TENNESSEE	7	3	10	0/0	0/0	0	0	0
SEASON TOTALS		109	35	144	0/0	0/0	3	0	1

HOLMES' CAREER STATISTICS**Regular Season**

TACKLES	Solo	AT	Tot.	Sp.T.	Sacks	FF	FR
1996 Pittsburgh (AFC)	9	1	10	1	1	0	0
1997 Pittsburgh (AFC)	67	29	96	0	4	0	1
1998 Pittsburgh (AFC)	70	22	92	0	1.5	0	0
1999 Pittsburgh (AFC)	109	35	144	0	0.0	0	1
2000 Pittsburgh (AFC)	108	33	141	0	1.0	1	0
NFL Totals (5 years)	363	120	483	1	7.5	1	2

Postseason

TACKLES	Solo	AT	Tot.	Sp.T.	Sacks	FF	FR
1996 Pittsburgh (AFC)	0	0	0	0	0	0	0
1997 Pittsburgh (AFC)	10	7	17	0	0	0	0
NFL Totals (2 years)	10	7	17	0	0	0	0

51

JONES



6-1, 245

MICHAEL JONES

LINEBACKER

HEIGHT-6-1

WEIGHT-245

COLLEGE-Missouri

BIRTHDATE-April 15, 1969

BIRTHPLACE-Kansas City, Mo.

HOW ACQUIRED-Unrestricted Free Agent from St. Louis ('00)

NFL EXPERIENCE-11th Year

CAREER GAMES-STARTS: '91 (16-0), '92 (16-0), '93 (16-2), '94 (16-1), '95 (16-16), '96 (16-15), '97 (16-16), '98 (16-16), '99 (16-16), '00 (16-16)

CAREER TOTALS: 158-97

PRO: Is a very hard worker who has been a prominent figure on the Rams defense since joining the team in 1997...started 64 consecutive games for the Rams...had been a leader both on and off the field and was one of the most active players in the St. Louis community...made arguably the greatest tackle in Super Bowl history and one of the most dramatic plays in the history of sports, tackling Titans' wide receiver Kevin Dyson at the one-yard line on the final play of the game, preserving the Rams' 23-16 win in Super Bowl XXXIV...signed with the Rams 3/18/97 as unrestricted free agent...spent six seasons with Oakland Raiders...developed into NFL caliber linebacker after playing in World League with Sacramento Surge in 1992 and moving from running back to linebacker...originally joined Raiders as an undrafted free agent in 1991. **2000:** Started all 16 games for the Rams, extending his streak of consecutive starts to 64...finished third on the team with 91 total tackles (63 solos)...also was credited with two sacks for nine yards, nine passes defended and seven quarterback pressures...forced one fumble...made 49th consecutive start at left linebacker versus Denver (9/4)...registered eight tackles (four solo) and one pass defended...finished with eight tackles (five solo) and one sack at Seattle (9/1)...made first sack of season on Seattle quarterback Jon Kitna in third quarter...was second on the team with eight tackles (five solo) at Atlanta (9/24)...forced Atlanta running back Jamal Anderson to fumble on the Rams' six-yard line in third quarter which led to safety Keith Lyle's 94-yard fumble return for touchdown to give Rams' 24-13 lead with 11:58 to play in third quarter...tied for team lead among linebackers (London Fletcher) with six tackles versus San Diego (10/1)...finished with four tackles (all solos) versus Atlanta (10/15)...collected eighth career sack in third quarter on Falcons quarterback Chris Chandler...played 150th NFL game at Kansas City (10/22)...was credited with six tackles (four solo) and had one pass defended...finished with five tackles at San Francisco (10/29)...registered six tackles (four solo) versus Carolina (11/5)...was credited with four tackles (three solo) at N.Y. Giants (11/12)...had five tackles (three solos) and had one quarterback pressure versus Washington (11/20)...tied season high of eight tackles and three passes defended versus New Orleans (11/26)...hit New Orleans quarterback Aaron Brooks' arm in mid-throw and caused first Rams' interception by linebacker London Fletcher in first quarter...tied season high of eight tackles (seven solo) at Carolina (12/3) and had one tackle for loss...was credited with seven tackles versus Minnesota (12/1)...finished game with



seven tackles (four solo), one for a loss, and had one pass defended and one quarterback pressure at Tampa Bay (12/18)...had one tackle, one pass defense and one quarterback pressure in season-finale at New Orleans (12/24). **1999:** Started 16 games for the third consecutive season, playing in 886 of 991 (89 percent) defensive plays during the regular season, the third consecutive season that Jones played the most plays on defense...earned Carl Ekern Spirit of the Game Award for third straight season as player who best exemplifies sportsmanship, work ethic, and commitment to his teammates...finished third on the team with 94 tackles, and set career highs in interceptions (four), passes defended (13), quarterback pressures (11), and touchdowns (three)...first score came during in Week 10 against Carolina (11/14) when he stripped Panthers tight end Wesley Walls of the ball and scampered 37 yards for a touchdown to increase St. Louis' lead to 28-10 in the third quarter...it was his second touchdown of his career and first since 10/1/95 when he was a member of the Oakland Raiders...scored for second consecutive week at San Francisco (11/21), picking off a tipped pass from 49ers quarterback Steve Stenstrom and returning it 44 yards to extend the Rams' lead to 20-7 in the third quarter...recorded his third TD versus N.Y. Giants, intercepting Kerry Collins and returning ball 22 yards for a score...collected at least six tackles in 12 of 16 (75 percent) games...highest tackle total came in Week 3 when Jones collected nine tackles (seven solos) and one tackle for a loss at Cincinnati (10/3)...had his best game versus Carolina when he registered six tackles (four solos), two passes defended, one quarterback pressure against Pro Bowl quarterback Steve Beuerlein, one forced fumble that he returned 37 yards for a TD...made fourth interception at Philadelphia (1/2/00), while tying London Fletcher with a team high among linebackers with six tackles and one sack...tied for fourth on team in postseason tackles with 18...recorded four tackles in the Rams 49-37 victory over the Minnesota Vikings, holding the Vikings' 1,000-yard rusher Robert Smith to a mere 64 yards on 20 carries...posted six tackles in the NFC Championship game victory over Tampa Bay, 11-6, helping the defense hold the Buccaneers to 203 total yards in the contest...made eight tackles in the Super Bowl, including "The Tackle" on WR Kevin Dyson at the one-yard line on game's final play. **1998:** Started 16 games at left outside linebacker, recording career high 106 tackles, three sacks, two interceptions, and 12 passes defended...did not miss a defensive snap in playing a team-leading 1,004 defensive plays...earned the Carl Ekern Spirit of the Game Award for second season in a row...earned the Rams Iron Man Award, and Ed Block Courage Award...recorded 11 tackles and defended one pass at San Francisco (12/27)...set career high with three sacks on the season in addition to 12 tackles at Chicago (11/8)...collected one of two interceptions on the season in addition to having six tackles and one pass defended versus San Francisco (10/25). **1997:** Started in all 16 games at left outside linebacker recording 99 tackles, two sacks and 11 passes defended...played in team-high 1,045 of a possible 1,047 defensive plays on the season...earned Rams' defensive attitude award from coaches...recorded season-high and tied for team lead with 10 tackles in addition to one pass defended and two quarterback pressures at Washington (11/30)...posted team-high eight tackles and one pass defended, in addition to recording 300th career tackle in his 100th career game versus Oakland (9/28). **1996:** Started 15 games at linebacker...tied for team lead with 98 tackles...led Oakland linebackers with eight pass breakups...also recorded one quarterback sack. **1995:** Led Raiders with 101 tackles in first year as full-time starter...also forced one fumble and recovered two others...posted season-high 11 stops at Kansas City (9/



17)...returned fumble 52 yards for touchdown at New York Jets (10/1)...named AFC Defensive Player of the Week after recording nine tackles, two pass breakups and interception vs. Seattle (10/8). **1994:** Played all 16 games, with one start...recorded 26 tackles and defended one pass...tied for third on team with 11 special teams tackles. **1993:** Appeared in all 16 games with two starts...used mostly in Raiders' nickel and dime defenses...ended season with 39 stops, including six against Minnesota...added six special teams tackles. **1992:** Earned World Bowl Championship Ring with Sacramento Surge in spring...defensive captain recorded 51 tackles and three quarterback sacks in seven games...appeared in all 16 games for Raiders in fall...paced Oakland's special teams unit with 11 tackles. **1991:** Played in all 16 games, plus Wild Card playoff contest...ended season with 11 special teams tackles.

COLLEGE: Played defense at Missouri, but finished collegiate career as four-year letterman at running back...led Tigers in scoring with 60 points on 10 touchdowns as senior...left Mizzou as school record holder for most catches by running back with 41 for 405 yards...played in Blue-Gray and Japan Bowls...history major.

PERSONAL: Earned all-State honors for Indians of Southwest High in Kansas City...led basketball team in rebounding and averaged 19.1 points as senior...also lettered in track, setting school record in 400 and 1,600 meter races...through Michael Jones Foundation, has held numerous free football camps for kids in Kansas City, Columbia, Springfield, East St. Louis, Scott Air Force Base and St. Louis...also has golf tournament and dinner auction each year to fund camps and educational scholarships for minority students...nominated for NFL Players Association Byron "Whizzer" White Humanitarian Award as voted by teammates each of the past three years...Rams' 1999 Man of the Year winner for community involvement...hosted annual Softball Classic with former teammate Kevin Carter to raise money for charity...spokesperson for Family Court of St. Louis Mentor Program (1998-99)...distributes toys to low income children in East St. Louis and other economically depressed areas (1997-99), with assistance from Target and Toys for Tots toy collections...wife, Leslie, spearheaded Rams' Annual Holiday Project, Angel Tree Adopt-A-Family (1998-99)...couple has four daughters (Taelor, Moriah, Ashley and Sierra Lynn)...family resides in Creve Couer, Mo...Full Name: Michael Anthony Jones.

JONES' CAREER STATISTICS

Regular Season

TACKLES	Solo	AT	Tot.	Sp.T.	Sacks	FF	FR	INTERCEPTIONS	No.	Yds.	Avg.	LG	TD
1991 L.A. Raiders (AFC)	2	1	3	12	0	0	0	1991 L.A. Raiders(AFC)	0	0	0.0	--	0
1992 L.A. Raiders (AFC)	4	0	4	11	0	0	0	1992 L.A. Raiders (AFC)	0	0	0.0	--	0
1993 L.A. Raiders (AFC)	39	4	43	6	0	0	0	1993 L.A. Raiders (AFC)	0	0	0.0	--	0
1994 L.A. Raiders (AFC)	23	3	26	11	0	0	0	1994 L.A. Raiders (AFC)	1	23	23.0	23	0
1995 Oakland (AFC)	84	17	101	0	0	1	2	1995 Oakland (AFC)	0	0	0.0	--	0
1996 Oakland (AFC)	82	16	98	0	1.0	0	0	1996 Oakland (AFC)	0	0	0.0	--	0
1997 St.L. Rams (NFC)	70	29	99	2	2.0	0	0	1997 St.L. Rams (NFC)	1	0	0.0	0	0
1998 St.L. Rams (NFC)	65	41	106	0	3.0	0	0	1998 St.L. Rams (NFC)	2	3	0.0	3	0
1999 St.L. Rams (NFC)	58	36	94	0	1.0	2	2	1999 St.L. Rams (NFC)	4	96	24.0	44	2
2000 St.L. Rams (NFC)	63	29	92	0	2.0	1	0	2000 St.L. Rams (NFC)	0	0	0.0	--	0
NFL Totals (10 Years)	490	176	666	42	9.0	4	4	NFL Totals (10 Years)	8	122	15.3	44	2



Jones' Postseason

TACKLES		Solo	AT	Tot.	Sp.T.	Sacks	FF	FR
1991 L.A. Raiders (AFC)	0	0	0	0	0	0.0	0	0
1993 L.A. Raiders (AFC)	7	6	13	0	1.0	0	0	
1999 St.L. Rams (NFC)	11	7	18	0	0.0	0	0	
2000 St.L. Rams (NFC)	3	2	5	0	0.0	0	0	
NFL Totals (4 Years)	21	15	36	0	1.0	0	0	

35

KREIDER



5-11, 247

DAN KREIDER

FULLBACK

HEIGHT-5-11

WEIGHT-247

COLLEGE- New Hampshire

BIRTHDATE- March 11, 1977

BIRTHPLACE- Lancaster, Pa.

HOW ACQUIRED- FA-'00

NFL EXPERIENCE- 2nd Year

CAREER GAMES-STARTS: '00 (10-7)

CAREER TOTALS: 10-7

PRO: Surpassed all expectations as an undrafted rookie free agent...earned the 2000 Joe Greene Great Performance Award as the Steelers Rookie of the Year, selected by the Pittsburgh chapter of the Pro Football Writers Association...impressed the Steelers coaching staff in camp so much that he was re-signed to the practice squad. **2000:** Was signed to the active roster Oct. 17 when Jon Witman was placed on the reserved/injured list...was on the active roster for 10 games and started seven...rushed for 24 yards on two carries, including a long of 22 yards...also had five receptions for 42 yards...dressed for the first time in his pro career versus Cleveland (10/22)...earned his first start as a pro at Baltimore (10/29)...performed admirably as Jerome Bettis' blocking back...caught his first reception as a pro, a 14-yarder from Kordell Stewart...made his second straight start at Tennessee (11/5)...caught one pass for eight yards...started his third straight game versus Philadelphia (11/12)...helped pave the way for Jerome Bettis' fifth 100-yard rushing performance of the season—the first since he had been in the starting lineup...started his fourth straight game versus Jacksonville (11/19)...started his fifth straight game at Cincinnati (11/26)...was impressive again, leading the way for Jerome Bettis' sixth 100-yard rushing performance versus Oakland (12/3)...had the first carry of his pro career, a 22-yard burst on the Steelers initial play of the game...started his eighth straight game versus Washington (12/16)...helped pave the way for Jerome Bettis' seventh 100-yard performance.

COLLEGE: Was a three-year starter at fullback...gained 518 yards on 92 carries (5.6 avg.) and caught 25 passes for 275 yards (11.0 avg.) and one score as a senior...gained 403 all-purpose yards as a junior in 1998...rushed for 293 yards



and caught nine passes for 96 yards despite battling ankle injuries...finished second on team with 451 yards rushing and two touchdowns in 1997 after redshirting the 1996 season with a torn anterior cruciate ligament...caught five passes for 75 yards and one touchdown...made four starts as a true freshman but missed final two games with a shoulder injury...finished third on the team with 308 yards rushing...majored in business administration.

PERSONAL: Lettered in football at Manheim Central High School...earned state Section II Best Player honors as a senior when he rushed 146 times for 1,289 yards...set single-season records with 32 touchdowns and 194 total points...is the son of Melvin and Carol Kreider...currently lives in Mount Joy, Pennsylvania...Full name: Dan Kreider.

KREIDER'S GAME-BY-GAME STATISTICS

		Rushing					Receiving				
2000											
DATE	OPPONENT	No.	Yds.	Avg.	LG.	TD	No.	Yds.	Avg.	LG.	TD
10/22	CLEVELAND	0	0	0.0	—	0	0	0.0	0	—	0
10/29	at Baltimore	0	0	0.0	—	0	1	14	14.0	14	0
11/5	at Tennessee	0	0	0.0	—	0	1	8	8.0	8	0
11/12	PHILADELPHIA	0	0	0.0	—	0	0	0	0.0	—	0
11/19	JACKSONVILLE	0	0	0.0	—	0	0	0	0.0	—	0
11/26	at Cincinnati	0	0	0.0	—	0	0	0	0.0	—	0
12/3	OAKLAND	2	24	12.0	22	0	0	0	0.0	—	0
12/10	at N.Y. Giants	0	0	0.0	—	0	2	10	5.0	6	0
12/16	WASHINGTON	0	0	0.0	—	0	0	0	0.0	—	0
12/24	at San Diego	0	0	0.0	—	0	1	10	10.0	10	0
SEASON TOTALS		2	24	12.0	22	0	5	42	8.4	14	0

KREIDER'S CAREER STATISTICS

RUSHING						RECEIVING					
	No.	Yds.	Avg.	LG	TD		No.	Yds.	Avg.	LG	TD
2000 Pittsburgh (AFC)	2	24	12.0	22	0	2000 Pittsburgh (AFC)	5	42	8.4	14	0
NFL Totals (1 year)	2	24	12.0	22	0	NFL Totals (1 year)	5	42	8.4	14	0



31

LOGAN



6-1, 209

MIKE LOGAN

SAFETY

HEIGHT - 6-1

WEIGHT - 209

COLLEGE - West Virginia

BIRTHDATE - September 15, 1974

BIRTHPLACE - Pittsburgh, Pa.

HOW ACQUIRED -UFA from Jacksonville ('01)

NFL EXPERIENCE - 5th Year

GAMES PLAYED/STARTED- '97 (11-0), '98 (15-0), '99 (2-0), '00 (15-11)

NFL TOTALS: 43-11

PRO: Was one of two key free-agent acquisitions signed by the Steelers in the offseason...returns to his hometown after spending the first four years of his NFL career in Jacksonville...will challenge for the starting free safety position...adds experience and speed to the defensive secondary...also is an experienced kick returner...was the highest-drafted defensive back in first three years of Jaguars franchise (second round in 1997)...has a career average of 23.3 yards on kickoff returns, which ranks third in Jaguars history. **2000:** Started 11 games in '00 and had career-high 61 tackles after rebounding from an ankle injury that sidelined him for virtually the entire 1999 season...was inactive on Sunday (hamstring) at Cleveland (9/3)...played in first game of year on special teams at Baltimore (9/10)...played on special teams versus Cincinnati (9/17), making one tackle in 30th game of career...played on defense and special teams, taking over at free safety in third quarter when Rayna Stewart was injured at Indianapolis (9/25)...saw action on 15-of-64 defensive plays and made one tackle on special teams...made first NFL start at free safety in place of injured Rayna Stewart versus Pittsburgh (10/1)...saw action on 61-of-62 plays, making seven solo tackles...also played on special teams...started at FS and saw action on all 66 plays versus Baltimore (10/8), making six tackles (four solo) and one quarterback pressure...started at free safety on all 59 plays at Tennessee (10/16)...made eight solo tackles...started at FS in 35th NFL game and played all 54 plays versus Washington (10/22), registering four tackles (two solo), one quarterback pressure, one pass defended and his first career interception...intercepted ball in end zone to end Washington scoring threat...started at free safety and played 53-of-59 plays at Dallas (10/29), making eight tackles (seven solo) and one tackle on special teams...started at free safety and played all 66 plays versus Seattle (11/12)...was credited with four solo tackles and two quarterback pressures...moved to nickel back after return of Rayna Stewart to starting lineup at Pittsburgh (11/19)...saw action on 43-of-56 plays and tied for team lead with seven tackles (six solo)...also was credited with a sack (first of career), one forced fumble (first of career) and two quarterback pressures...forced a fumble that was recovered by Rayna Stewart and led to a touchdown...added one special teams tackle...started at safety in nickel defense versus Tennessee (11/26) and saw action on 22-of-57 plays...registered four tackles (three solo), three quarterback pressures and one pass defended...also played on special teams, making two tackles and



forcing a fumble...started at safety in nickel defense in 40th NFL game versus Cleveland (12/3), seeing action on 35-of-42 plays...made three tackles (two solo), three passes defended and recovered a fumble caused by Kevin Hardy that set up a TD...earned defensive game ball...also played on special teams, registering two tackles...started at safety in nickel defense versus Arizona (12/10) and saw action on all 49 plays...was credited with one tackle for a loss and a quarterback pressure...added one tackle on special teams...received defensive game ball along with Kevin Hardy...started at safety in nickel formation and saw action on 43-of-53 plays at Cincinnati (12/17), making three solo tackles, one interception (of Scott Mitchell) and one pass defended...also played on special teams...made fifth straight start at safety in nickel defense at N.Y. Giants (12/23)...saw action on 61 of 73 plays, making six tackles (four solo), two quarterback pressures and one pass defended.

1999: Served as team's nickel back for first two games, coming in at safety, with Carnell Lake moving to cornerback...played 27 plays on defense and made one tackle in the Sept. 12 season opener vs. San Francisco...also played on special teams, with one punt return for seven yards and one special teams tackle...played on special teams until suffering a fractured left ankle at the end of a 25-yard kickoff return in the second quarter of Week 2 at Carolina (9/19)...placed on injured reserve on Sept. 20.

1998: Played in the first 15 games until suffering a sprained knee and missing the final game and both playoff games...made 29 tackles (16 solo), three passes defended and one QB pressure...added 12 special teams tackles to rank fourth on the squad...made four tackles in four different games...returned 18 kickoffs for 414 yards, a 23.0-yard average that ranked second on the team, including returns of 51 and 53 yards...also returned two punts for 26 yards for an average that would have tied for 11th in the AFC if he had two more returns to qualify...handled both punt and kickoff return duties at Denver (10/25) for injured Reggie Barlow, including a 17-yard punt return that was the first of his pro career...had a 51-yard kickoff return on the opening kickoff vs. Cincinnati (11/8) and earned a special teams game ball...had three kickoff returns for 86 yards, including a career-best 53-yarder to the Steelers' 27-yard line at Pittsburgh (11/22)...made the first fumble recovery of his career at Bengals' 26-yard line on a second-quarter kickoff to set up a field goal for a 17-0 lead at Cincinnati (11/29)...also made three special teams tackles...saw the most action of the season vs. Detroit (12/6) when he played 35 plays in nickel and dime defenses, making four tackles...led team with three special teams tackles at Minnesota (12/20), despite suffering a sprained knee...was inactive for regular-season finale and both playoff games.

1997: Played in 11 games with no starts as a rookie...returned 10 kickoffs for 236 yards, a 23.6-yard average that was second best on the team...made five tackles on defense (all solos) and ranked fifth on club with 11 tackles on special teams...returned two kickoffs for 39 yards in his first NFL game at Baltimore (8/31) before suffering a strained hamstring in second quarter and leaving the game...played the next three games as a kickoff returner and special teams performer...saw his first pro action on defense vs. Cincinnati (10/5) as the sixth defensive back for 17 plays...played 15 plays on defense the next week vs. Philadelphia...made three tackles on defense at Dallas (10/19) but suffered a broken thumb and finger on his right hand, missing the next five games...had his season-long kickoff return of 39 yards and three tackles on special teams vs. Baltimore (11/30) in his first game back after the injury...gained seven yards on a kickoff return after taking a reverse handoff from Reggie Barlow at New England (12/7)...earned a special teams game ball at Buffalo (12/14) with two kickoff returns

for 55 yards and two special teams tackles...saw action for two plays in the dime defense in the Wild-Card Playoff at Denver (12/27)...also played on special teams and had three kickoff returns for 44 yards (long 18)...acquired with the first of two second-round choices (50th pick overall) in the draft, and was the 11th defensive back selected.

COLLEGE: Was a top kick-return specialist whose average of 11.3 yards on punt returns and 23.5 yards on kickoff returns ranked fourth on school's career lists...was an All-Big East Conference first-team choice at cornerback and second-team as a return specialist as a senior in 1996...selected as the recipient of the Gridiron Gladiator Award, given by team's coaches for on-field intensity...lined up at shortside cornerback, making 50 tackles (33 solo) with 11 pass deflections...caused and recovered one fumble and had five interceptions for 41 yards...led the Big East with a 12.3-yard average on 23 punt returns (282 yards) and added 260 yards on 14 kickoff returns (18.6 average)...played in eight games at shortside cornerback in 1995...recorded 44 tackles (29 solo) with five pass deflections and one interception...also returned four kickoffs for 96 yards (24.0 average)...saw limited action in six games in 1994, finishing with 19 tackles (14 solo)...returned 11 punts for 80 yards (7.3 average) and seven kickoffs for 175 yards (25.0 average)...appeared in every game in 1993, making his first collegiate start at shortside cornerback vs. Tom Coughlin's Boston College team...recorded 27 tackles (16 solo) and returned 12 kickoffs for 338 yards (28.2 average)...redshirted as a freshman in 1992...majored in social work.

PERSONAL: Married (Nicole) with son Michael Jr. (5/12/98) and daughter Mikayla (3/5/00)...lives in McKeesport, Pa....was an All-State second-team pick, adding *Pittsburgh Post-Gazette* "Fabulous 22" honors while making the All-Conference squad as a senior at McKeesport (Pa.) High...was a team captain and Most Valuable Player...also excelled in baseball and track...earned Athletic Director's Academic Honor Roll accolades...was the recipient of the Mike Puskar endowed scholarship...attends numerous local fundraisers for a variety of causes...Full name: Michael V. Logan.

LOGAN'S CAREER STATISTICS

Regular Season

TACKLES	Solo	AT	Tot.	Sp.T.	Sacks	FF	FR	INTERCEPTIONS	No.	Yds.	Avg.	LG	TD
1997 Jacks. (AFC)	5	0	5	11	0	0	0	1997 Jacks. (AFC)	0	0	0.0	-	0
1998 Jacks. (AFC)	13	16	29	12	0	0	0	1998 Jacks. (AFC)	0	0	0.0	-	0
1999 Jacks. (AFC)	1	0	1	1	0	0	0	1999 Jacks. (AFC)	0	0	0.0	-	0
2000 Jacks. (AFC)	51	10	61	8	1.0	2	2	2000 Jacks. (AFC)	2	14	7.0	14	0
NFL Totals (4 Years)	70	26	96	32	1.0	2	2	NFL Totals (4 Years)	2	14	7.0	14	0

PUNT RETURNS	No.	FC	Yds.	Avg.	LG	TD	KICKOFF RETURNS	No.	Yds.	Avg.	LG	TD
1997 Jacks. (AFC)	0	0	0	0.0	-	0	1997 Jacks. (AFC)	10	236	23.6	39	0
1998 Jacks. (AFC)	2	0	26	13.0	17	0	1998 Jacks. (AFC)	18	414	23.0	53	0
1999 Jacks. (AFC)	1	0	7	7.0	7	0	1999 Jacks. (AFC)	1	25	25.0	25	0
2000 Jacks. (AFC)	0	0	0	0.0	-	0	2000 Jacks. (AFC)	0	0	0.0	-	0
NFL Totals (4 Years)	3	0	33	11.0	17	0	NFL Totals (4 Years)	29	675	23.3	53	0

Postseason

TACKLES	Solo	AT	Tot.	Sp.T.	Sacks	FF	FR	KICKOFF RETURNS	No.	Yds.	Avg.	LG	TD
1997 Jacks. (AFC)	0	0	0	0	0	0	0	1997 Jacks. (AFC)	3	44	14.7	18	0

Additional statistics: 1 fumble recovery on special teams in 1998

83

LOUD



6-0, 190

KAMIL LOUD

WIDE RECEIVER

HEIGHT-6-0

WEIGHT-190

COLLEGE-California-Poly San Luis Obispo

BIRTHDATE-June 25, 1976

BIRTHPLACE-Richmond, Calif.

HOW ACQUIRED-Free Agent-'00

NFL EXPERIENCE-3rd Year

GAMES PLAYED-STARTED-'99 (7-0), '00 (0-0)

CAREER TOTALS: 7-0

PRO: Was signed Dec. 1, 2000 off the New Orleans Saints practice squad when Plaxico Burress was placed on the reserved/injured list...was originally drafted in the seventh round by the Buffalo Bills in the 1998 Draft. **2000:** Signed with the Steelers Dec. 1 off the New Orleans Saints practice squad...was inactive for final four games of the season. **1999:** Played in seven games with the Bills in 1999, catching six passes for 66 yards...was inactive for the final three games of the season.

COLLEGE: Finished college career as the school's all-time leader in receptions (169), touchdowns (26) and receiving yards (3,124)...averaged 18.5 yards-per-catch during his college career...was a two-time *Sporting News* All-America selection...led team with 708 receiving yards on 33 receptions as a senior in 1997...caught eight TD passes...was an All-NCAA Division I-AA selection as a junior after recording his second straight 1,000-yard season...finished with 1,042 yards on 60 receptions and seven TDs...caught 57 passes for 1,098 yards and nine TDs as a sophomore...set a school record with 254 yards on eight catches versus Sacramento State...played in eight games as a true freshman and caught 19 passes for 276 yards and two TDs...majored in sports medicine.

PERSONAL: Pronounces his name KAY-meal...was a first-team All-Bay Area selection following his senior season at El Cerrito (CA) High when he averaged 28 yards-per-catch...played football and baseball at Salesian High before transferring to El Cerrito for his senior year ('93)...Full name: Kamil Kassan Loud.

LOUD'S CAREER STATISTICS

RECEIVING

	No.	Yds.	Avg.	LG	TD
1999 Buffalo (AFC)	6	66	11.0	20	0
2000 Pittsburgh (AFC)	0	0	0.0	--	0
NFL Totals (2 years)	6	66	11.0	20	0

KICKOFF RETURNS

	No.	Yds.	Avg.	LG	TD
1999 Buffalo (AFC)	2	26	13.0	15	0
2000 Pittsburgh (AFC)	0	0	0.0	--	0
NFL Totals (2 years)	2	26	13.0	15	0

8

MADDOX



6-4, 220

TOMMY MADDOX

QUARTERBACK

HEIGHT-6-4

WEIGHT-220

COLLEGE- UCLA

BIRTHDATE- September 2, 1971

BIRTHPLACE- Shreveport, La.

HOW ACQUIRED- FA-'01

NFL EXPERIENCE- 5th Year

GAMES PLAYED-STARTED: '92 (13-4), '93 (16-0), '94 (5-0),
'95 (16-0)

CAREER TOTALS: 50-4

PRO: Signed with the Steelers as a free agent on June 12, 2001...has good mobility and experience in several different offensive systems...was originally a 1992 first-round draft pick of the Denver Broncos (25th overall) after leaving college after his sophomore season. **2001:** Started at quarterback for the XFL's Los Angeles Xtreme...led team to a 9-3 regular-season record...earned MVP honors during league's only season...completed 181-of-317 passes (57.1 percent) for 1,996 yards, 17 touchdowns, nine interceptions and an 81.9 passer rating...led Xtreme to XFL championship ("Million Dollar Game")...guided team to a 38-6 victory against the San Francisco Demons...completed 16-of-28 passes for 210 yards and one interception. **2000:** Started at quarterback for the New Jersey Red Dogs of the Arena Football League...threw for 3,800 yards, 64 touchdowns and 15 interceptions...did not play from 1997-'99...was self-employed...owned his own insurance agencies in the Dallas/Ft. Worth area. **1997:** Participated in the Atlanta Falcons' training camp, but was released. **1996:** Was released by the New York Giants in training camp...did not play with another team. **1995:** Signed with the Giants as a free agent on Aug. 30 after being released by the St. Louis Rams on Aug. 27...earned role as the team's backup quarterback...played in all 16 games as a holder for placements...made three appearances at quarterback...replaced Dave Brown at quarterback versus New Orleans (9/24) but did not attempt a pass...entered Philadelphia game (10/15) in the second half in relief of Brown...completed 13-yard pass to Chris Calloway on his first attempt...finished game with six completions in 23 attempts for 49 yards and three interceptions...entered game for Brown at the end of the fourth quarter at Philadelphia (11/19) after Brown took a shot that knocked the wind out of him. **1994:** Was acquired by the St. Louis Rams on Aug. 27 in a trade with the Denver Broncos for a 1995 fourth-round draft choice...played in five games, including two at quarterback and five as a holder for placekicks...completed 10-of-19 passes for 141 yards for the season...replaced the injured Chris Chandler in the second quarter versus Atlanta (10/2) and completed seven-of-15 passes for 86 yards and two interceptions...replaced Chris Miller for game opening series at San Francisco (11/20) due to an injury to Miller...led Rams to a 31-yard field goal by connecting on three-of-four passes for 55 yards, including a career-long 39-yard completion to Todd Kinchen. **1993:** Played in every game for the Denver Broncos as a holder on placekicks...completed his only pass of the season for a one-yard

touchdown to linebacker Dave Wyman on a fake field-goal attempt at San Diego (12/5). **1992:** Was selected by the Broncos in the first round (25th overall) of the NFL Draft...started in four games during his rookie season due to an injury to starter John Elway...started in place of Elway in Weeks 11 through 14...ended the season having completed 66-of-121 passes for 757 yards, five touchdowns and nine interceptions...against Washington (10/12), became the youngest quarterback (21 years, 2 months) to throw a pass in the NFL since Elmer Angsman of the Chicago Cardinals in 1946...earned first career NFL start against the Raiders (11/22) and completed 18-of-26 passes for 207 yards...threw his first career touchdown pass against Seattle (11/27), connecting with WR Mark Jackson...was the second quarterback selected in the 1992 draft after David Klingler (Cincinnati Bengals).

COLLEGE: Was a two-year starter at UCLA...led Bruins to a 9-3 record and a victory in the John Hancock Bowl in 1991...earned first-team All America honors following his sophomore year...became the first Pac-10 player to have passed for at least 5,000 yards by the end of his sophomore year...ended collegiate career with 5,363 yards by completing 391-of-670 passes with 33 touchdowns...declared for the NFL Draft after his sophomore season...majored in history.

PERSONAL: Married (Jennifer)...has one daughter, Kacy (8) and one son, Colby (2)...lettered in football, basketball and baseball at L.D. Bell H.S. in Hurst, Texas (outside of Dallas)...was team captain in football as a senior...was chosen as the Southwest Texas High School Offensive Player of the Year as well as district and area most valuable player after his senior season...was born in Shreveport, Louisiana...lives in Hurst, Texas...Full name: Thomas Alfred Maddox.

Maddox's Career Single-Game Highs

Regular Season

Pass Attempts- 28 (12/2/92 at Buffalo)	TD Passes- 3 (12/6/92 vs. Dallas)
Completions- 18 (11/22/92 at Raiders)	Interceptions- 4 (12/6/92 vs. Dallas)
Yards Passing- 207 (11/22/92 at Raiders)	Rushing Attempts- 4 (11/15/92 vs. Giants)
Completion Percentage- 69.2 (11/22/92 at Raiders)	Yards Rushing- 15 (12/2/92 at Buffalo)
Longest Completion- 39 (11/20/94 at San Francisco)	Longest Run- 11 (12/2/92 at Buffalo)

MADDOX'S CAREER STATISTICS

Regular Season

PASSING	Att.	Comp.	Pct.	Yds.	LG	TD	Int.	Rtg.
1992 Denver (AFC)	121	66	55.5	757	38	5	9	56.4
1993 Denver (AFC)	1	1	100.0	1	1	1	0	118.8
1994 Rams (NFC)	19	10	52.6	141	39	0	2	37.3
1995 Giants (NFC)	23	6	26.1	49	13	0	3	0.0
NFL Totals (4 years)	164	83	50.6	948	39	6	14	45.0

17

MARTIN



6-1, 225

TEE MARTIN

QUARTERBACK

HEIGHT-6-1

WEIGHT-225

COLLEGE-Tennessee

BIRTHDATE-July 25, 1978

BIRTHPLACE-Mobile, Ala.

HOW ACQUIRED-D5b-'00 (#34, 163)

NFL EXPERIENCE-2nd Year

GAMES PLAYED-STARTED-'00 (0-0)

CAREER TOTALS: 0-0

PRO: Earned the third quarterback role after a competitive battle with incumbent Anthony Wright...is an intelligent passer with an accurate touch...is an excellent athlete with the strength and speed to scramble when necessary...has a quick release and a very strong arm. **2000:** Was the third quarterback for the first three games...was promoted as the second quarterback because of Kent Graham's hip injury at Jacksonville (10/1)...did not play...was the third quarterback the final 12 games of the season.

COLLEGE: Ranks fourth on the school's career-record lists with 326 completions of 588 passes for 4,592 yards with 32 touchdowns and 5,206 yards in total offense...holds Tennessee's all-time record for quarterbacks with 16 touchdowns rushing...was an All-Southeastern Conference first-team selection by the league's coaches as a senior in 1999...completed 165-of-301 passes (54.1 percent) for 2,317 yards and 12 touchdowns...ran for 317 yards and nine scores (school season-record for quarterbacks) on 81 carries (3.9 avg)...opened the season by completing 14-of-21 passes for 264 yards with touchdowns of six and 55 yards against Wyoming...completed 22-of-44 attempts for 311 yards and ran seven times for 43 yards with a 19-yard touchdown against Arkansas...closed out his career with 223 yards and a touchdown on 19-of-34 passes against Nebraska in the Fiesta Bowl...started every game as a junior in 1998...completed 153-of-267 passes (57.3 percent) for 2,164 yards and 19 touchdowns and only six interceptions...rushed 103 times for 287 yards (2.8 avg.) and seven scores...averaged 204.3 yards-per-game in total offense...guided Tennessee to the national championship and gained 278 yards on 11-of-18 throws with a pair of scores against Florida State in the Fiesta Bowl...appeared in five games in 1997, seeing limited action as Peyton Manning's backup...completed six-of-12 passes (50.0 percent) for 87 yards and a touchdown...saw minimal action in five games, completing two-of-four passes for 24 yards...majored in family studies.

PERSONAL: Was selected as a *Parade* All-American and rated best prospect in Alabama...added All-State honors as quarterback and punter at Williamson (Mobile, Ala.) High...was a four-year starter at quarterback...completed 245-of-558 passes for 4,054 yards and 36 touchdowns while rushing for 1,035 yards and 13 touchdowns during his high school career...had more than 1,400 yards of total offense with 18 scores in only eight games as a senior...completed 62-of-136 passes for 1,003 yards and eight touchdowns in senior year...averaged 43.3 yards as punter...participated in track and basketball...Full name: Tamaurice Nigel Martin.

4

MILLER



6-3, 227

JOSH MILLER

PUNTER

HEIGHT-6-3

WEIGHT-227

COLLEGE-Arizona

BIRTHDATE-July 14, 1970

BIRTHPLACE-Rockway, N.Y.

HOW ACQUIRED-Veteran Free Agent (1996)

NFL EXPERIENCE-6th Year

GAMES PLAYED-STARTED - '96 (12-0), '97 (16-0), '98 (16-0), '99 (16-0), '00 (16-0)

CAREER TOTALS: 76-0

PRO: Is a talented, left-footed punter who has blossomed into one of the top punters in the NFL and perhaps the most underrated...has an extremely strong leg with an uncanny ability of nailing punts inside the opposing teams' 20-yard line...was a two-time first-team All-Canadian Football League selection in 1994 and 1995 with Baltimore Stallions...led Canadian Football League in punting in each of his two seasons and averaged 45.3 yards with a 39.5-yard net average on 235 career punts...joined the Steelers as free agent Aug. 14, 1996. **2000:** Had an All-Pro-type season...finished seventh in the AFC in punting average 43.8...was second in the NFL in punts inside the 20-yard line with 34, which tied a career high...had an excellent preseason...averaged 46.1 yards a punt during the preseason, including an impressive eight punts inside the 20-yard line...had a busy and productive day versus Baltimore (9/3)...averaged 50.8 yards (305 total) on six punts...had only one touchback...performed brilliantly once again at Cleveland (9/17)...averaged 38.8 yards on four punts (155) but nailed three kicks inside the five-yard line (2, 3 and 4), which hurt his yardage average...had another solid day versus Tennessee (9/24), averaging 48 yards on seven punts (336 total yards)...also nailed three punts inside the 20-yard line, giving him six for the season...was the holder on Kris Brown's errant field goal at the end of the game, replacing the injured Kent Graham...had an otherwise excellent day at Jacksonville (10/1) except for the first block of his career and the first blocked punt against the Steelers since the Jan. 8, 1994 Wild Card game in Kansas City...averaged 51.0 yards on two punts with one inside the 20-yard line, giving him seven for the season...averaged a season-low 33.0 yards on five punts (165 total) at N.Y. Jets (10/8)...nailed two punts inside the 20-yard line, which affected his average, giving him nine for the season...punted a team-record 12 times for 526 yards for a 43.8 average versus Cincinnati (10/15)...nailed six punts inside the 20-yard line, giving him 15 for the season...had just one touchback...booted six of his 12 punts more than 50 yards and five more than 55 yards with a long of 59...had an impressive 38.8-yard net-punting average...punted five times for 227 yards and a 45.4 average versus Cleveland (10/15)...nailed three punts inside the 20-yard line giving him 18 for the season...had a long of 57 yards...did not have one of his better days, contending with a stiff wind at Baltimore (10/29)...averaged just 39.7 yards on seven punts (278 total yards)...nailed two punts inside the 20-yard line, giving him 20 for the season...had a season-long punt of 67...punted six times for 274 yards, a 45.7-yard average at Tennessee (11/5)...nailed one punt inside the 20-yard line, giving him 21 for the



season...had a long of 51 yards...averaged 42.4 yards on seven punts (297 yards total) versus Philadelphia (11/12)...had a long of 52 yards...also nailed one punt inside the 20-yard line, giving him 22 for the season...also had one carry for a touchback...had another superb performance versus Jacksonville (11/19)...averaged 46 yards on four punts (184 total yards)...also nailed two punts inside the 20-yard line, giving him 24 for the season...produced a net average of 44.3 yards, a season high...performed very well at Cincinnati (11/26)...averaged 41 yards on four punts with one inside the 20-yard line, giving him 25 for the season...produced a net of 41 yards...averaged 43 yards on seven punts (301 total yards) versus Oakland (12/3)...nailed four punts inside the 20-yard line, which affected his average, giving him 29 for the season...had one touchback and a long of 57...averaged 45 yards on three punts (135 total yards) at N.Y. Giants (12/10)...had a long of 48...nailed one punt inside the 20-yard line, giving him 30 for the season...averaged 43.4 yards on five punts (217 yards) despite suffering a mild concussion versus Washington (12/16)...nailed two punts inside the 20-yard line, giving him 32 for the season...punted six times for a 46.3-yard average (278 total yards) at San Diego (12/24)...nailed two punts inside the 20-yard line, tying his career-high of 34 for the season...had an excellent net average of 46.3. **1999:** Had a season worthy of All-Pro recognition in 1999...was selected as an alternate to the 2000 Pro Bowl...finished third in the NFL (second in the AFC) with a 38.1 net-punting average...was tied for third in the NFL and second in the AFC with a 45.2-yard average...nailed 27 punts inside the 20-yard line...had an excellent preseason even though he saved his worst performance of the preseason for the finale versus Buffalo...averaged 45.2 yards a punt with a net punting average of 39.2 yards...booted eight punts inside the 20-yard line and had only one carry for a touchback...punted 26 times for 1,176 yards...surpassed 10,000 punt yards for his career...accumulated very little playing time in the season-opener at Cleveland (9/12)...punted just once for 35 yards...did not have his most impressive day but still managed to average 46 yards a punt at Baltimore (9/19)...punted nine times for 414 yards...had one punt carry for a touchback and no kicks inside the 20-yard line...had a spectacular day from a statistical standpoint, but one of his booming punts was returned 94 yards for a TD, versus Seattle (9/26)...punted five times for 280 yards, an impressive 56-yard average...nailed two punts inside the 20-yard line, his second of the season...had a long of 68 yards...punted six times for 266 yards, a 44.3-yard average, versus Jacksonville (10/3)...had a long of 56 yards...also nailed one punt inside the 20-yard line, giving him three for the season...had an average day at Buffalo (10/10)...punted six times for 239 yards, a 39.8-yard average...did nail three punts inside the 20-yard line, giving him six for the season...punted seven times for 301 yards, a 43-yard average at Cincinnati (10/17)...nailed one punt inside the 20...had a long of 58 yards...performed superbly in the Steelers 13-9 victory Monday Night versus Atlanta (10/25)...averaged 45.7 yards on six punts (274 total yards)...also nailed two punts inside the 20-yard line and had a long punt of 60 yards...had a very solid and effective day for the Steelers despite the extreme adverse weather conditions at San Francisco (11/7)...averaged 41.8 yards a punt...punted five times for 209 yards, including a long of 53...nailed two punts inside the 20-yard line, giving him 11 for the season...averaged 40 yards on six punts versus Cleveland (11/14)...totaled 240 yards and nailed two inside the 20-yard line...had an outstanding day punting, averaging 52.8 yards on four punts (211 total yards), at Tennessee (11/21)...also nailed one punt inside the 20-yard line...had a long of 62 yards...compiled a net-punting average of 49.3 yards...averaged 46.5 yards on four punts (186 total yards)



versus Cincinnati (11/28)...also nailed two punts inside the 20, giving him 16 for the season...produced another splendid effort, averaging 52.7 yards on six punts (316 total yards), including a career-long 75-yarder, at Jacksonville (12/2)...tied for the second-longest punt in Steelers history with his 75-yard boot, which just missed being downed at the one-foot line...also nailed two punts inside the 20-yard line, giving him 18 for the season...was one of the few Steelers bright spots versus Baltimore (12/12)...averaged 42.7 yards (299) on seven punts with a long of 50...also nailed four of his punts inside the 20-yard line giving him 22 for the season...helped the team compile a solid 39.9-yard net punting average...had one of his worst punting performances of the season at Kansas City (12/18), averaging 40.6 yards on five punts (203 total yards)...nailed one punt inside the 20-yard line, giving him 23 for the season...punted four times for 172 yards, a 43-yard average, versus Carolina (12/26)...nailed two punts inside the 20-yard line, giving him 25 for the seasons...had a long of 53 yards...punted three times for a 50-yard average...also nailed two punts inside the 20-yard line. **1998:** Had a year that deserved All-Pro recognition...led the NFL with a career-high 34 punts inside the 20-yard line...finished 11th in the NFL in net punting average (36.8 yards)...also established career highs for punt attempts (83) and yards (3,530) for a career-high 43.6-yard average...suffered a sprained ankle in the preseason opener that forced him to miss one preseason game...was hampered throughout the preseason with the injury, but averaged 45 yards a punt...punted four times for 176 yards for a 44-yard average in the season-opener at Baltimore (9/6)...nailed a 68-yard punt, the second-longest kick of his career (72 yards vs. Jacksonville 10/26/97), to the Baltimore four with 27 seconds left in the game to help preserve the Steelers win...averaged a career-high 51.1 yards a punt on eight punts versus Chicago (9/13)...booted two kicks of 60 or more yards and five punts of 50 or more yards...had another good day at Miami (9/20) despite suffering a bruised knee early in the third quarter...averaged 48.9 yards on nine punts (440 yards), including a career-long 73-yard punt in the third quarter...also nailed four punts inside the Dolphins 20-yard line...had another terrific game, averaging 41.8 yards on five punts (209 yards) against Seattle (9/27), including three kicks inside Seattle's 20-yard line...punted just two times for an impressive 49-yard average (98 total yards) at Cincinnati (10/11)...had another punt inside the 20-yard line, his 10th of the season...nailed the punt at the one-yard line in the fourth quarter that helped set up Norm Johnson's 40-yard field goal...booted a long of 57 yards...had another solid performance versus Baltimore (10/18) even though his punting average suffered because of field position...averaged 42.7 yards on six punts...nailed one punt inside the 20-yard line to give him 11 for the season...punted six times for a solid 46.3 average at Kansas City (10/26)...placed two punts inside the 20, giving him 13 for the season...had just two punts with a long of 55 yards against Tennessee (11/1)...nailed one punt inside the 20-yard line, increasing his season total to 14...had one of his easier games against Green Bay (11/9), punting just two times for a 44-yard average, including a long of 55 yards that was returned for no yardage...performed magnificently at Tennessee (11/15)...punted four times for 152 yards and a 38-yard average...nailed all four of his punts inside the 20-yard line, giving him 18 punts inside the 20 which was a career-high...held the Oilers to minus-five yards in punt returns...despite playing with a slightly pulled groin, performed admirably versus Jacksonville (11/22)...punted seven times for 258 yards, a 34.9-yard average...also had three punts downed inside the 20-yard line, giving him 21 for the season...continued his outstanding season at Detroit (11/26), punting five times for



221 yards, a 44.2-yard average...placed one punt inside the 20-yard line, his 22nd of the season...had a long of 58 yards...averaged 41.6 yards on five punts (208 total yards) versus New England (12/6), including two punts inside the 20-yard line which increased his season total to 24...punted just four times for a 45.3-yard average (181 yards) at Tampa Bay (12/13)...nailed two punts inside the 20-yard line, increasing his season total to 26...had a long of 49 yards...sacrificed his punting average for a very effective day against Cincinnati (12/20)...averaged 35.5 yards on eight punts, but placed seven inside the 20-yard line, giving him 33 for the season...also had two punts downed inside the 10-yard line...ended his best year with another solid punting performance at Jacksonville (12/28)...punted four times for a 41.0-yard average (164 yards) with a long of 50 yards...also nailed one punt inside the 20-yard line.

1997: Had a solid season, averaging 42.6 yards (2,729 total) on 64 punts...accumulated a net average of 35.0...also nailed 17 kicks inside the opposing teams' 20-yard line...had one of his best games at Baltimore, compiling a season and career-high 50.5-yard punting average, including kicks of 63 and 53 yards...resulted in a net average of 41.3 yards...had another big game in the season-opener versus Dallas (8/31) despite punting a regular season-high eight times...averaged 46.9 yards a punt in that game and had four punts of 50 or more yards and three punts longer than 55 yards...had 16 of his 64 punts travel more than 50 yards...also had one for 63 yards and a season-long 72-yarder versus Jacksonville (10/26)...averaged 35.5 yards a kick in the two postseason games...punted a season-high nine times against New England (1/3), averaging 32.7 yards a kick and nailed four inside the opponent's 20-yard line.

1996: Played 12 games for Steelers after signing as a free agent...finished season with 41.0 average and 33.6 net...had average lowered by the fact 17 of his 55 punts (30 percent) were made from inside opponent's 50-yard line...opened season with six punts for 237 yards (39.5 avg.) at Jacksonville (9/1)...had his progress hampered by inguinal hernia injury in Week 3...was inactive for Games 4-7 and was replaced by Shayne Edge...had an impressive return, averaging a then career-high 50.3 yards a punt and a 42.5 net on four punts in his first game back from hernia surgery at Atlanta (10/25)...nailed a season-best four of six punts inside the 20-yard line versus Jacksonville (11/17)...punted three times, including 59-yarder for second-highest average of 49.7 yards at Miami (11/25)...booted five punts (46.6 avg.) and season long of 61 yards versus San Diego (12/8)...had a then career-high eight punts at Carolina (12/22)...kicked at least one punt longer than 50 yards in six of the final nine games...played both postseason games...had two punts, including 59-yarder versus Indianapolis (12/29)...averaged 42.0 yards on nine punts at New England (1/5)...entered the NFL as training camp free agent with Seattle Seahawks...was released when Seattle re-signed veteran punter Rick Tuten.

1995: Played 18 games for the Baltimore Stallions of the Canadian Football League, averaging 47.7 yards with a 42.2-yard net on 118 punts...handled 57 kickoffs with an average of 58.1 yards per attempt and long kick of 69 yards...earned Southern All-Star and CFL All-Star honors...led CFL in punting average for second straight year.

1994: Played 18 games and punted 117 times for 42.9 gross average (36.9-yard net)...selected to the Eastern and CFL All-Star squads...led league in punting average.

COLLEGE: Was a two-year letterman at Arizona after transferring from junior college...averaged 40.3 yards with a 38.0 net on 119 career punts, including 44 inside the 20-yard line...punted 74 times in 1992 for a 42.7 average (41.9-yard net) and nailed 24 kicks inside the 20...named first-team PAC 10 and first-team All-America in

1993...was a two-time All-Western State Football League pick as punter and kicker at Scottsdale Community College in Scottsdale, Arizona...graduated with degree in communications...handled both the placekicking and punting at Senior Bowl.

PERSONAL: Married (Angie) with a daughter, Olivia Ryan (6/16/01)...lives in Jupiter, Florida...lettered in football, basketball and track at East Brunswick High School in East Brunswick, New Jersey...earned All-State honors in football and track...played wide receiver in addition to handling placekicking and punting...played guard on basketball team and was a decathlete in track...has been pursuing acting career during offseason...Full name: Josh Miller.

MILLER'S GAME-BY-GAME STATISTICS

2000		Net									
Date	Opponent	No.	Yds.	Avg.	Long	Avg.	Blkd.	TB	FC	50+	120
9/3	BALTIMORE	6	305	50.8	63	39.2	0	1	0	2	0
9/17	at Cleveland	4	155	38.8	49	37.5	0	0	0	0	3
9/24	TENNESSEE	7	336	48.0	57	38.0	0	0	1	4	3
10/1	at Jacksonville	2	102	51.0	57	36.5	1	1	0	2	1
10/8	at N.Y. Jets	5	165	33.0	43	33.0	0	1	2	0	2
10/15	CINCINNATI	12*	526	43.8	59	38.8	0	1	2	6	6
10/22	CLEVELAND	5	227	45.4	57	44.0	0	0	2	1	3
10/29	at Baltimore	7	278	39.7	67	33.0	0	1	1	1	2
11/5	at Tennessee	6	274	45.7	51	41.7	0	0	1	1	1
11/12	PHILADELPHIA	7	297	42.4	52	34.4	0	1	2	1	1
11/19	JACKSONVILLE	4	184	46.0	62	44.3	0	0	2	1	2
11/26	at Cincinnati	4	164	41.0	54	41.0	0	0	0	1	1
12/3	OAKLAND	7	301	43.0	57	35.6	0	1	1	3	4
12/10	at N.Y. Giants	3	135	45.0	48	36.0	0	0	0	0	1
12/16	WASHINGTON	5	217	43.4	53	38.0	0	1	0	1	2
12/24	at San Diego	6	278	46.3	54	42.3	0	0	0	1	2
SEASON TOTALS		90	3,944	43.8	67	37.5	1	8	14	22	34

*Steelers' record for punts in a game

1999		Net									
Date	Opponent	No.	Yds.	Avg.	Long	Avg.	Blkd.	TB	FC	50+	120
9/12	at Cleveland	1	35	35.0	35	35.0	0	0	0	0	0
9/19	at Baltimore	9	414	46.0	53	37.6	0	1	0	4	0
9/26	SEATTLE	5	280	56.0	68	30.8	0	1	0	3	2
10/3	JACKSONVILLE	6	266	44.3	56	36.5	0	0	2	2	1
10/10	at Buffalo	6	239	39.8	48	37.8	0	0	2	0	3
10/17	at Cincinnati	7	301	43.0	58	35.9	0	0	0	2	1
10/25	ATLANTA	6	274	45.7	60	39.8	0	1	1	2	2
11/7	at San Francisco	5	209	41.8	53	36.9	0	1	0	1	2
11/14	CLEVELAND	6	240	40.0	53	32.2	0	2	1	2	2
11/21	at Tennessee	4	211	52.8	62	49.3	0	0	0	2	1
11/28	CINCINNATI	4	186	46.5	59	44.0	0	0	0	2	2
12/2	at Jacksonville	6	316	52.7	75	40.7	0	0	3	1	4
12/12	BALTIMORE	7	299	42.7	50	39.9	0	1	2	1	4
12/18	at Kansas City	5	203	40.6	50	34.0	0	0	1	1	1
12/26	CAROLINA	4	172	43.0	53	38.3	0	0	1	1	2
1/2	TENNESSEE	3	150	50.0	55	47.3	0	0	1	2	2
SEASON TOTALS		84	3,795	45.2	75	38.1	0	10	12	27	27

1998

Date	Opponent	No.	Yds.	Avg.	Long	Net		TB	FC	50+	120
						Avg.	Blkd.				
9/6	at Baltimore	4	176	44.0	68	39.1	0	0	0	1	1
9/13	CHICAGO	8	409	51.1	60	37.0	0	2	0	4	1
9/20	at Miami	9	440	48.9	73	38.9	0	3	3	4	4
9/27	SEATTLE	5	209	41.8	55	39.2	0	1	1	1	3
10/11	at Cincinnati	2	98	49.0	57	38.9	0	0	0	1	1
10/18	BALTIMORE	6	256	42.7	54	39.5	0	1	1	3	1
10/26	at Kansas City	6	278	46.3	55	38.8	0	1	0	2	2
11/1	TENNESSEE	2	108	54.0	55	38.2	0	1	1	2	1
11/9	GREEN BAY	2	88	44.0	55	38.5	0	0	0	1	0
11/15	at Tennessee	4	152	38.0	49	38.8	0	0	2	0	4
11/22	JACKSONVILLE	7	258	36.9	48	37.9	0	0	3	0	3
11/26	at Detroit	5	221	44.2	58	37.4	0	3	1	2	1
12/6	NEW ENGLAND	5	208	41.6	58	37.6	0	0	1	2	2
12/13	at Tampa Bay	4	181	45.3	49	37.0	0	0	0	0	2
12/20	CINCINNATI	8	284	35.5	48	36.8	0	0	4	0	7
12/28	at Jacksonville	4	164	41.0	50	38.5	0	0	1	1	1
SEASON TOTALS		81	3,530	43.6	73	36.8	0	12	18	24	34

Miller's Career Single-Game Highs

Regular Season

Most Punts- 12* (10/15/00 vs. Cincinnati)
 Most Punting Yardage- 526 (10/15/00 vs. Cin., 12 punts)
 Longest Punt- 75 (12/2/99 at Jacksonville)
 Most 50+ Punts- 6 (10/15/00 vs. Cincinnati)

Postseason

Most Punts- 9 (1/3/98 vs. N.E.; 1/5/97 at N.E.)
 Most Punting Yardage- 378 (1/5/97 at N. E., 9 punts)
 Longest Punt- 59 (12/29/96 vs. Indianapolis)
 *Team Record

MILLER'S CAREER STATISTICS

Regular Season

				Opp.	Ret.	Net		In		
Punting	No.	Yds.	Avg.	Ret	Yds.	Avg.	TB	20	LG	Blk
1996 Pittsburgh (AFC)	55	2,256	41.0	24	248	33.6	8	18	61	0
1997 Pittsburgh (AFC)	64	2,729	42.6	23	271	35.0	11	17	72	0
1998 Pittsburgh (AFC)	81	3,530	43.6	30	310	36.8	12	34	73	0
1999 Pittsburgh (AFC)	84	3,795	45.2	39	392	38.1	10	27	75	0
2000 Pittsburgh (AFC)	90	3,944	43.8	44	371	37.5	8	34	67	1
Totals (5 years)	374	16,232	43.4	160	1,592	36.5	49	130	75	1

Postseason

				Opp.	Ret.	Net		In		
Punting	No.	Yds.	Avg.	Ret	Yds.	Avg.	TB	20	LG	Blk
1996 Pittsburgh (AFC)	11	461	41.9	7	72	35.0	0	2	59	0
1997 Pittsburgh (AFC)	13	462	35.5	5	43	32.2	0	4	51	0
Totals (2 years)	24	923	38.5	12	115	33.7	0	6	59	0

CFL Totals

Net

Punting	No.	Yds.	Avg.	LG	Blk
1994 Baltimore	117	5,024	42.9	67	0
1995 Baltimore	118	5,629	47.7	80	0
CFL Totals (2 years)	235	10,653	45.3	80	0

61

MYSLINSKI



6-2, 301

TOM MYSLINSKI
OFFENSIVE LINE

(pronounced MISH-lin-ski)

HEIGHT—6-2**WEIGHT**—301**COLLEGE**—Tennessee**BIRTHDATE**—December 7, 1968**BIRTHPLACE**—Rome, N.Y.**HOW ACQUIRED**—Unrestricted Free Agent ('00)**NFL EXPERIENCE**—10th Year**GAMES PLAYED-STARTED**—'92 (2-0), '93 (2-0), '94 (4-0), '95 (9-9), '96 (8-6), '97 (16-7), '98 (4-1), '99 (10-2), '00 (6-0)**CAREER TOTALS:** 61-25**STEELERS TOTALS:** 30-13

PRO: Rejoined the Steelers April 12, 2000 as an unrestricted free agent from Dallas...is a solid and versatile veteran who will provide quality depth at guard and center...also is an established long-snapper...spent two seasons with the Steelers prior to signing as an unrestricted free agent with Indianapolis following the 1997 season...spent two years with Pittsburgh (1996-97), starting 13-of-24 games, and in nine of his 13 starts, Jerome Bettis topped the 100-yard rushing mark...signed with the Cowboys Sept. 22, 1999...was original fourth-round draft pick of Cowboys in 1992. **2000:** Rejoined the Steelers April 12, 2000 as an unrestricted free agent from Dallas...missed the entire preseason because of a groin injury he suffered on the first day of training camp...played in just five games...was deactivated Friday versus Baltimore (9/3)...was a Sunday inactive at Cleveland (9/17)...was active for the first time but did not play versus Tennessee (9/24)...dressed but did not play at Jacksonville (10/1)...was deactivated Sunday at N.Y. Jets (10/8)...saw his first action of the season in the final quarter versus Cincinnati (10/15)...was deactivated Sunday at Baltimore (10/29)...was active but did not play at Tennessee (11/5)...saw brief action when Rich Tylski suffered a leg injury versus Philadelphia (11/12)...replaced Roger Duffy for most of the first half versus Jacksonville (11/19)...replaced Roger Duffy briefly in the second half at Cincinnati (11/26). **1999:** Took over at right guard when Tony Hutson suffered a sprained right knee at the end of the third quarter versus Arizona (10/3)...earned first start with Dallas at right guard for Everett McIver (hamstring) and provided key blocking for Emmitt Smith's third 100-yard rushing game of season at Philadelphia (10/10)...was active but did not play for four consecutive games...stepped into the lineup at right guard for Larry Allen in the third quarter when Allen suffered a sprained right knee versus Green Bay (11/14)...saw fourth quarter action at left guard while Solomon Page — who was subbing for an injured Allen — moved to right tackle after Erik Williams suffered a blow to the head at Arizona (11/21)...stepped in at center for Mark Stepnoski (strained calf) in the third quarter and was a part of Dallas' final two scoring drives versus Miami (11/25)...earned his second start of the season, his first at center, in place of Mark Stepnoski (calf strain)...moved to left guard for one series when Flozell Adams was injured (bruised knee) with Page moving to tackle at New England (12/5)...saw fourth quarter action at center for Stepnoski who left the game to rest his strained left calf versus Philadelphia (12/12). **1998:** Saw action in



four games for the Colts, including a start at Buffalo (11/22)...helped Indianapolis rush for 120 yards on 27 carries, including 91 yards on 21 carries by Marshall Faulk, while filling in at right guard for the injured Tony Mandarich at the N.Y. Jets (9/20)...saw his next action at Miami (11/8), again filling in for Mandarich...saw extensive action against the Jets (11/15) for Mandarich before earning his first start in place of Mandarich at Buffalo, helping Faulk rush for 85 yards on 18 carries...helped the Colts surrender only two sacks in the four games in which he saw action...was signed by the Colts on Feb. 19. **1997:** Started seven of the 16 games he played in for Pittsburgh, helping lead the Steelers to an average of 162.7 rushing yards-per-game during his seven starts...saw reserve action against Dallas (8/31) before moving into the starting right guard spot in place of the injured Brenden Stai...helped the Steelers rush for 222 yards on 39 carries in his first start against Washington (9/7)...also helped the team rush for 153 yards on 29 carries the next week at Jacksonville (9/22)...helped Pittsburgh run for 214 yards on 40 carries at Baltimore (10/5), while totaling 185 rushing yards on 35 carries against Indianapolis (10/12)...was instrumental in Pittsburgh recording 166 rushing yards at Cincinnati (10/19)...played part in team rushing for 141 yards in Myslinski's final start of the year against Jacksonville (10/26)...helped Jerome Bettis rush for over 100 yards in his five starts, including a 164-yard effort against Indianapolis (10/12)...served as the Steelers long snapper against Baltimore (11/9), Cincinnati (11/16), at Philadelphia (11/23), at Arizona (11/30) and against Denver (12/7)...saw reserve action in two postseason contests. **1996:** Signed with Pittsburgh on April 24 after being released by Jacksonville on March 4 and before being released by the Steelers on Aug. 25...was re-signed on Aug. 27...did not play at Jacksonville (9/1) and against Baltimore (9/8)...was inactive the next four weeks...inserted into the starting lineup when right guard Stai suffered a hyper-extended left elbow at Houston (10/20) and remained there for six games...helped lead Bettis to 126 rushing yards at Atlanta (10/27) and 129 rushing yards against St. Louis (11/3)...contributed to team rushing for 137 yards at Cincinnati (11/10) and 142 yards at Miami (11/25)...helped Bettis total four 100-yard games in Myslinski's six starts...saw reserve action at Baltimore (12/1), against San Diego (12/8) and at New England (1/5/97) in a divisional playoff game. **1995:** Started the first nine games of the season for the Jaguars after being selected by Jacksonville in the expansion draft...helped lead Jacksonville to 119 yards rushing at Cincinnati (9/10) before leading the way to 146 rushing yards at the N.Y. Jets (9/17)...contributed to the Jaguars 121 yards rushing against Chicago (10/15), including 97 yards by James Stewart...led the way to 159 rushing yards at Cleveland (10/22), including 90 yards by Vaughn Dunbar...helped Jacksonville total 138 rushing yards in Myslinski's final start of the year at Pittsburgh (10/29)...did not play in the final seven games of the season. **1994:** Spent the year with the Chicago Bears, seeing action in four games as a reserve...earned his first playing time against Minnesota (9/18)...helped Lewis Tillman rush for 96 yards and two touchdowns the following week at the N.Y. Jets (9/25)...saw action while the Bears rushed for 178 yards at Tampa Bay (11/6)...logged his last action of the season three weeks later at Arizona (11/27), helping Chicago accumulate 132 yards on the ground. **1993:** Signed with Buffalo on April 6 and was released on Aug. 30...was re-signed the next day and saw action against New England (9/5)...did not play at Dallas (9/12) or against Miami (9/26) or the N.Y. Giants (10/3) before being inactive against Houston (10/11)...was released by the Bills on Nov. 15



and signed by the Bears on Nov. 30...was inactive his first four games in Chicago before seeing action as a reserve in the season finale at the L.A. Rams (1/2/94). **1992:** Was a fourth-round draft choice (109th overall) of the Dallas Cowboys, but was released Aug. 31...was re-signed to the Cowboys practice squad Sept. 1 before being signed off the practice squad by the Cleveland Browns on Sept. 8...was inactive for three games with Cleveland before being released Oct. 9...re-signed to the Browns practice squad Oct. 14 and was released Oct. 17...signed to the Washington Redskins practice squad on Oct. 21 and was moved to the active roster on Nov. 11...saw action as a reserve at Kansas City (11/16) and against New Orleans (11/23) before being released Nov. 28.

COLLEGE: Was a four-year letterman at Tennessee, starting at left guard his last three seasons...played in the Fiesta Bowl as the starting left guard his senior season...helped the Volunteers to a second consecutive Southeastern Conference Championship and a Sugar Bowl victory as a junior...as a sophomore, helped Tennessee win the SEC Championship and defeat Arkansas in the Cotton Bowl...saw reserve action as a freshman...was a member of Tennessee's National Champion track & field team as a shot putter as a senior...ranked third in the SEC in the shot put as a junior.

PERSONAL: Married (Amy)...has two children, son Thomas Joseph III, and a daughter, Emily Jane...was a two-time state champion discus thrower at Rome (N.Y.) Free Academy...works as an assistant strength coach at the University of Pittsburgh where he is pursuing his masters degree in exercise science...Full name: Thomas Joseph Myslinski Jr.



55

PORTER



6-3, 249

JOEY PORTER**LINEBACKER****HEIGHT**—6-3**WEIGHT**—249**COLLEGE**—Colorado State**BIRTHDATE**—March 22, 1977**BIRTHPLACE**—Bakersfield, Calif.**HOW ACQUIRED**—Draft (3rd in 1998)**NFL EXPERIENCE**—3rd Year**GAMES PLAYED—STARTED**—'99 (16-0), '00 (16-16)**CAREER TOTALS:** 32-16

PRO: Has blossomed into the big-play linebacker the team expected...possesses big-play potential. **2000:** Finished second to Jason Gildon with a career-high 10½ sacks...teamed with Gildon to tie a team record for a duo with 24 sacks...registered 74 total tackles (51 solo stops)...also had one interception, three pass defenses, two forced fumbles and a fumble recovery...is an extremely explosive player with great speed...was selected the AFC Defensive Player of the Month for October...had a productive day, registering five total tackles (four solos) versus Baltimore (9/3)...logged 61 defensive plays...also had three quarterback hurries/pressures and a pass defense...made a big hit on the special teams, recording one solo tackle...logged 48 defensive plays at Cleveland (9/17)...finished with two tackles (one solo)...logged 56 defensive plays versus Tennessee (9/24)...was credited with two total tackles...also recorded two quarterback hurries/pressures...was credited with his first sack of the season at Jacksonville (10/1)...logged 53 plays...also was credited with three total tackles and two quarterback hurries/pressures...registered a sack for the second straight game at N.Y. Jets (10/8), his second sack of the season...logged 53 plays...also was credited with three total tackles...had his best game of the early season versus Cincinnati (10/15)...finished with eight total tackles, including seven solo stops...was credited with three sacks—one for a safety—and four quarterback hurries/pressures...also caused a fumble...logged 41 defensive plays vs. Cleveland (10/22)...finished with two tackles...also was credited with one quarterback hurry/pressure...had another excellent performance at Baltimore (10/29), registering his sixth and seventh sacks of the season...logged 53 defensive snaps...finished with a team-high tying 10 total tackles, including six solo stops...also had two quarterback hurries/pressures...recorded his first career interception at Tennessee (11/5), thwarting a Titans scoring drive after they recovered a muffed punt deep in Steelers' territory...logged 72 defensive plays...finished with eight total tackles (seven solos)...also was credited with three quarterback hurries/pressures and one tackle for no gain...accumulated 82 defensive plays versus Philadelphia (11/12)...returned a fumble for a touchdown, his second fumble return for a TD in his career...also was credited with one quarterback hurry/pressure...registered his eighth sack of the season versus Jacksonville (11/19)...logged 72 defensive snaps...finished with six total tackles, including four solo stops...played 61 defensive snaps at Cincinnati (11/26)...finished with eight total tackles including five solo stops...also recorded his ninth sack of the season...finished with one tackle versus Oakland (12/3)...also was credited with two quarterback hurries/pressures...logged



68 defensive plays...finished with two assists at N.Y. Giants (12/10)...registered four total tackles (three solos) versus Washington (12/16)...logged 54 defensive plays...played 46 defensive snaps at San Diego (12/24)...finished with three total tackles...also had 1½ sacks and two quarterback hurries/pressures. **1999:** Increased his playing time over the course of the season...also excelled on special teams...finished with 15 total tackles, including 11 solo stops...also was credited with two sacks, one forced fumble and two fumble recoveries...finished the pre-season as the team's leading tackler, compiling 22 total tackles, including 18 solo stops...also registered a team-high four sacks and forced a fumble...made his presence felt despite his limited time on defense in season opener at Cleveland (9/12)...registered his first official sack (of Tim Couch) and forced a fumble in the fourth quarter...also had one solo special-teams tackle...finished with two total tackles and one quarterback hurry in 11 plays at Baltimore (9/19)...logged 13 plays versus Seattle (9/26)...saw little action on defense but made a strong contribution on special teams against Jacksonville (10/3)...led the team with four solo special-teams tackles...played on 15 plays at Cincinnati (10/17)...was credited with one quarterback pressure and one special-teams tackle...made a big hit on special teams on kick returner Tim Dwight versus Atlanta (10/25)...finished with one solo special-teams tackle...had one special-teams tackle at San Francisco (11/7)...recorded one special-teams assist versus Cleveland (11/14)...had one special-teams assist at Tennessee (11/21)...finished with two special-teams tackles versus Cincinnati (11/28)...saw most of his action on special teams...partially deflected a punt...was credited with one solo special-teams tackle at Jacksonville (12/2)...logged his most extensive playing time because of an injury to Carlos Emmons versus Baltimore (12/12)...did not register any tackles from scrimmage...was credited with one special-teams assist...accumulated his most playing time of the season at Kansas City (12/18)...logged 16 defensive plays...finished with two total tackles and was credited with a quarterback hurry/pressure...also had one special-teams tackle...logged 28 defensive plays in win against Carolina (12/26)...finished with three total tackles, including two solo stops...also was credited three quarterback hurries/pressures...had two solo special-teams tackles...participated in 33 defensive plays versus Tennessee...finished with a season-high eight tackles, including six solo stops...also registered a sack on which he forced quarterback Neil O'Donnell to fumble, recovered the fumble and returned it 46 yards for a TD...was credited with two quarterback hurries/pressures and one special-teams tackle.

COLLEGE: Was a third-team All-America and All-Western Athletic Conference first-team selection by The Sports Network...registered 22 career sacks...recorded 53 tackles (36 solos) with eight quarterback pressures and 12 tackles for losses of 67 yards as a senior...finished third in NCAA Division I-A with a school single-season record-tying 15 sacks for minus 63 yards...played on defensive line for the first time in 1997 after playing his first two seasons at H-back...finished with 35 tackles (23 solos) and ranked second on the team with six sacks for minus 39 yards and 16 tackles behind the line of scrimmage...timed at 4.64 in the 40-yard dash...majored in exercise & sport science.

PERSONAL: Was a two-time All-Conference selection as a wide receiver and a wingback during his senior year at Foothills (Cal.) High...led the team to a 9-2 record and a berth in the state playoffs, rushing 86 times for 1,086 yards (12.6 avg.) in his



final campaign...named to the All-Section and All-State teams...lettered twice in football and basketball...son of Debra Porter and Richard Hunter...has one brother and two sisters...lives in Bakersfield, California...Full name: Joey Eugene Porter.

PORTER'S GAME-BY-GAME STATISTICS

2000		Sack/							
Date	Opponent	T	AT	TOT	YDS	INT	PD	FF	FR
9/3	BALTIMORE	4	1	5	0.0/0	0	1	0	0
9/17	at Cleveland	1	1	2	0.0/0	0	0	0	0
9/24	TENNESSEE	0	2	2	0.0/0	0	0	0	0
10/1	at Jacksonville	1	2	3	1.0/3	0	0	0	0
10/8	at N.Y. Jets	2	1	3	1.0/5	0	0	1	0
10/15	CINCINNATI	7	1	8	3.0/20	0	0	1	0
10/22	CLEVELAND	1	1	2	0.0/0	0	0	0	0
10/29	at Baltimore	6	4	10	2.0/13	0	0	0	0
11/5	at Tennessee	7	1	8	0.0/0	1	2	0	0
11/12	PHILADELPHIA	5	0	5	0.0/0	0	0	0	1
11/19	JACKSONVILLE	4	2	6	1.0/4	0	0	0	0
11/26	at Cincinnati	5	3	8	1.0/6	0	0	0	0
12/3	OAKLAND	1	0	1	0.0/0	0	0	0	0
12/10	at N.Y. Giants	0	2	2	0.0/0	0	0	0	0
12/16	WASHINGTON	3	1	4	0.0/0	0	0	0	0
12/24	at San Diego	2	1	3	1.5/10.5	0	0	0	0
SEASON TOTALS		51	23	74	10.5/68.5	1	3	2	1

1999		Sack/							
Date	Opponent	T	AT	TOT	YDS	INT	PD	FF	FR
9/12	at Cleveland	2	0	2	1/7	0/0	0	0	0
9/19	at Baltimore	0	0	0	0/0	0/0	0	0	0
9/26	SEATTLE	0	0	0	0/0	0/0	0	0	1
10/3	JACKSONVILLE	0	0	0	0/0	0/0	0	0	0
10/10	at Buffalo	0	0	0	0/0	0/0	0	0	0
10/17	at Cincinnati	0	0	0	0/0	0/0	0	0	0
10/25	ATLANTA	0	0	0	0/0	0/0	0	0	0
11/7	at San Francisco	0	0	0	0/0	0/0	0	0	0
11/14	CLEVELAND	0	0	0	0/0	0/0	0	0	0
11/21	at Tennessee	0	0	0	0/0	0/0	0	0	0
11/28	CINCINNATI	0	0	0	0/0	0/0	0	0	0
12/2	at Jacksonville	0	0	0	0/0	0/0	0	0	0
12/12	BALTIMORE	0	0	0	0/0	0/0	0	0	0
12/18	at Kansas City	1	1	2	0/0	0/0	0	0	0
12/26	CAROLINA	2	1	3	0/0	0/0	0	0	0
1/2	TENNESSEE	6	2	8	1/8	0/0	0	1	1
SEASON TOTALS		11	4	15	2/15	0/0	0	1	2

PORTER'S CAREER STATISTICS

TACKLES	Solo	AT	Tot.	Sp.T.	Sacks	FF	FR	INTERCEPTIONS	No.	Yds.	Avg.	LG	TD
1999 Pittsburgh (AFC)	11	4	15	17	2.0	2	1	1999 Pittsburgh (AFC)	0	0	0.0	—	0
2000 Pittsburgh (AFC)	51	23	74	1	10.5	2	1	2000 Pittsburgh (AFC)	1	0	0.0	0	0
NFL Totals (2 years)	62	27	89	18	12.5	4	2	NFL Totals (2 years)	1	0	0.0	0	0

22

POTEA



5-10, 198

HANK POTEAT

CORNERBACK

HEIGHT—5-10

WEIGHT—198

COLLEGE—Pittsburgh

BIRTHDATE—August 30, 1977

BIRTHPLACE—Philadelphia, Pa.

HOW ACQUIRED—D3b-'00 (#15, 77)

NFL EXPERIENCE—2nd Year

GAMES PLAYED-STARTED-'00 (15-0)

CAREER TOTALS: 15-0

PRO: Was one of two Steelers third-round draft picks in the 2000 Draft...developed into a dangerous kick returner and solid reserve cornerback for the Steelers. **2000:** Had an excellent season as a kick/punt returner...tied for fourth in the AFC and sixth in the NFL in punt returns (13.0 avg.)...finished with 36 punt returns for 467 yards, including a 53-yard TD...also led the team with 24 kickoffs for 465 yards, a 19.4 average. 9/17 at Cleveland: Had a solid day as a kick returner...averaged 21.5 yards on punt returns, including a long of 30...also returned four kickoffs for 81 yards, a 20.3-yard average with a long of 30 yards...was deactivated Sunday versus Tennessee (9/24)...had an outstanding day as a punt and kick returner at Jacksonville (10/1)...averaged 17 yards on three punt returns (51 total yards), including a long of 31 yards that he nearly took the distance and was reduced because of a penalty...also returned one kickoff for 31 yards...also had one special-teams assist...returned three punts for 25 yards, an 8.3-yard average, at N.Y. Jets (10/8)...had a long of 11 yards...had another strong day returning kicks versus Cincinnati (10/15)...returned six punts for 78 yards, a 13-yard average...produced a season-long 39-yard return...also had a return nullified by a holding penalty...logged his first playing time from scrimmage...had one defensive snap...also registered two special-teams tackles...had another exceptional day returning punts versus Cleveland (10/22), including a career-long 54 yarder that set up the Steelers' only touchdown...returned four punts for 74 yards, an 18.5-yard average...also registered two unassisted special-teams tackles...had one fair catch at Baltimore (10/29)...compiled 63 yards on three kickoff returns, a 21-yard average...had a long of 24...muffed one punt that the Titans recovered at the Steelers' 18 yard-line at Tennessee (11/5)...also returned one kickoff for 23 yards...logged three defensive plays...had two special-teams tackles versus Philadelphia (11/12)...returned three punts for five yards...returned four punts for 28 yards, including a long of nine yards and two kickoffs for 29 yards,

including a long of 20 yards, versus Jacksonville (11/19)...was credited with two special-teams tackles...had one punt return for no yards and a fair catch at Cincinnati (11/26)...also returned one kickoff for 19 yards...sparkled on special teams versus Oakland (12/3)...returned two punts for 23 yards for an 11.5-yard average, including a long of 13...also returned three kickoffs for 54 yards with a long of 24...also was credited with two special-teams tackles...returned a season-high five kickoffs for 88 yards, including a long of 22 yards, at N.Y. Giants (12/10)...exploded for his first punt return for a TD as a pro versus Washington (12/16)...returned Redskins' third punt of the game 53 yards for the longest punt return for a touchdown by a Steeler at Three Rivers Stadium in team history...totaled 56 yards on two punt returns...returned five punts for 84 yards at San Diego (12/24)...also had one kickoff return for 13 yards.

COLLEGE: Set school record with 1,917 yards on kickoff returns...was voted 1999 All-American third-team and Super Sleeper Team selection by SportsPage.com...added All-Big East Conference honors while starting every game at weakside cornerback...made 44 tackles (33 solos), forced one fumble, deflected nine passes and intercepted three passes as a senior...returned 17 kickoffs for 401 yards (23.6 avg.) and ranked seventh in the nation with 19 punt returns for 307 yards (16.2 avg.), including a touchdown...was a 1998 All-American second-team choice by *Football Digest* and a consensus All-Big East Conference first-team pick...started the first 10 games at weakside cornerback...recorded 57 tackles (37 solos) with eight pass defenses and six interceptions...set a school single-season record with 764 yards on 36 kickoff returns...added 307 yards on 19 punt returns...began the 1997 season at tailback before moving to cornerback...appeared in every game, starting the final four contests...recorded 28 tackles (21 solos) with an interception...ran seven times for two yards (0.3 avg.) and caught four passes for 48 yards (12.0 avg.)...returned 11 kickoffs for 307 yards (27.9 avg.) and six punts for 43 yards (7.2 avg.)...played in eight games as a freshman in 1996...served as a reserve cornerback in three contests before moving to tailback for the final five games...recorded seven tackles (six solos)...returned 17 kickoffs for 445 yards (26.2 avg.) and three punts for 18 yards (6.0 avg.)...carried 20 times for 88 yards (4.4 avg.) and caught six passes for 47 yards (7.8 avg.)...majored in business.

PERSONAL: Played in five games at Maine Central Institute (Prep School) in 1995...was a Reebok, *Street & Smith's* and *Blue Chip Illustrated* All-American selection, twice earning All-Conference honors as a defensive back and running back at Harrisburg (Pa.) High...lettered four times in football...lettered three times in both track and basketball...was a member of the National Honor Society...is the oldest of five children (four sisters) of Jacqueline and Dr. H. Major Poteat...Full name: Henry Major Poteat II.

POTEAT'S CAREER STATISTICS

TACKLES	Solo	AT	Tot.	Sp.T.	Sacks	FF	FB	FR
2000 Pittsburgh (AFC)	0	0	0	7	0.0	0	0	0
NFL Totals (1 year)	0	0	0	7	0.0	0	0	0

INTERCEPTIONS	No.	Yds.	Avg.	LG	TD
2000 Pittsburgh (AFC)	0	0	0.0	—	0
NFL Totals (1 year)	0	0	0.0	—	0

KICKOFF RETURN	No.	Yds.	Avg.	LG	TD
2000 Pittsburgh (AFC)	24	465	19.4	31	0
NFL Totals (1 year)	24	465	19.4	31	0

PUNT RETURN	No.	FC	Yds.	Avg.	LG	TD
2000 Pittsburgh (AFC)	36	7	467	13.0	54	1
NFL Totals (1 year)	36	7	467	13.0	54	1

POTEAAT'S GAME-BY-GAME STATISTICS

2000		KICKOFF RETURNS					PUNT RETURNS					
DATE	OPPONENT	No.	Yds.	Avg.	LG	TD	No.	FC	Yds.	Avg.	LG	TD
9/3	BALTIMORE	1	25	25.0	25	0	0	0	0.0	—	0	0
9/17	at Cleveland	4	81	20.3	30	0	2	0	43	21.5	30	0
9/24	TENNESSEE				DNP							
10/1	at Jacksonville	1	31	31.0	31	0	3	0	51	17.0	31	0
10/8	at N.Y. Jets	0	0	0.0	—	0	3	0	25	8.3	11	0
10/15	CINCINNATI	0	0	0.0	—	0	6	2	78	13.0	39	0
10/22	CLEVELAND	0	0	0.0	—	0	4	1	74	18.5	54	0
10/29	at Baltimore	3	63	21.0	24	0	0	1	0	0.0	—	0
11/5	at Tennessee	1	23	23.0	23	0	1	0	0	0.0	—	0
11/12	PHILADELPHIA	2	39	19.5	26	0	3	0	5	1.7	7	0
11/19	JACKSONVILLE	2	29	14.5	20	0	4	0	28	8.0	9	0
11/26	at Cincinnati	1	19	19.0	19	0	1	1	0	0.0	—	0
12/3	OAKLAND	3	54	18.0	24	0	2	0	23	11.5	13	0
12/10	at New York	5	88	0.0	22	0	0	0	0	0.0	0	—
12/16	WASHINGTON	0	0	0.0	—	0	2	2	56	28.0	53	1
12/24	at San Diego	1	13	13.0	13	0	5	0	84	16.8	35	0
SEASON TOTALS		24	465	19.4	31	0	36	7	467	13.0	54	1

25

RIVERS



5-8, 211

RON RIVERS

RUNNING BACK

HEIGHT—5-8

WEIGHT—211

COLLEGE—Fresno State

BIRTHDATE—November 13, 1971

BIRTHPLACE—Elizabeth City, N.J.

HOW ACQUIRED—Unrestricted Free Agent From Atlanta ('01)

NFL EXPERIENCE—8th Year

GAMES PLAYED—STARTED—'94 (0-0), '95 (16-0), '96 (15-0), '97 (16-0), '98 (15-0), '99 (7-6), '00 (6-0)

CAREER TOTALS: 75-6

PRO: Signed as an unrestricted free agent by the Steelers May 24...will provide competition at the running back position...originally signed by San Diego as a free agent on April 28, 1994...waived by San Diego on August 29, 1994...signed by Detroit to the practice squad on Sept. 21, 1994, and to the active roster Dec. 22...signed by Atlanta as a free agent June 30, 2000...spent his first five seasons as a backup to Pro Bowl running back Barry Sanders in Detroit. **2000:** Played in six games for the Falcons mostly on special teams...rushed for 27 yards on eight carries...was inactive for 11 of the final 12 games...saw his most extensive action versus St. Louis (9/24) when he replaced an injured Jamal Anderson (twisted knee)...finished with 23 yards rushing on five carries **1999:** Enjoyed a good portion of the 1999 season as a starter with the Lions following Sanders' retirement...started the first six games and the last game of the year, missing nine games due to a fractured right ankle suffered at Carolina (10/24)...totaled 295 yards on 82 carries and 22 receptions for 173 yards with one touchdown for the season...returned to action in the regular-season finale at Minnesota (1/2/00), and played virtually the entire game...caught four passes for

24 yards and a touchdown in the NFL Wild Card playoff game at Washington...set career-highs with nine catches for 63 yards vs. San Diego (10/10)...ran for a career-long 37-yard gain at Kansas City (9/26) in which he carried several Chief defenders and fought through numerous tackles...set career-highs with 96 yards rushing in 16 attempts in his first career start in the season-opener at Seattle (9/12). **1998:** Spent fourth straight year as the primary backup to Barry Sanders as well as serving as one of Detroit's most productive special teams players, finishing second on the team with 23 special teams tackles...rushed for 102 yards in 19 carries on the year, including a 36-yard touchdown run at Tampa Bay (11/22)...also caught three passes for 58 yards out of the backfield...voted by his teammates as the club's Yale Lary Special Teams MVP for the second time (his other honor came in 1995)...had his first multi-reception game of his career at San Francisco (12/14) with two grabs for 52 yards...had a career-high five special teams tackles versus Minnesota (10/25). **1997:** Was a backup to Sanders at running back and a key contributor on special teams, finishing fourth on the team with 20 tackles...gained a then career-high 166 yards and a touchdown on 29 carries for the season...had a season-high seven carries for 15 yards at Chicago (9/14)...gained a season-high 51 yards in four carries versus Minnesota (11/16)...scored second career touchdown on a 13-yard scamper versus Chicago (11/27)...ran 17 yards to gain a first down on his only carry (on a fake punt) in NFC Wild Card playoff game at Tampa Bay (12/28). **1996:** Accumulated 86 yards in 19 carries in reserve duty backing up Sanders...rushed nine times for 57 yards at Tampa Bay (9/29) in his most extensive playing time of the season...was inactive versus Seattle (11/17) due to a calf injury sustained at San Diego (11/11). **1995:** Stepped to the forefront during training camp, emerging as Sanders' primary backup at running back...gained 73 yards on 18 carries and scored one touchdown in limited action during the year...led squad with 18 special teams tackles en route to being named Detroit's 1995 Special Teams MVP...also made presence felt in last 12 games of 1995 as one of Lions' deep men on kickoffs, returning 19 kicks for 420 yards (22.1 avg.)...ran back three kickoffs for 93 yards, including a career-long 51-yarder to begin the game at Washington (10/22)...rushed three times for 16 yards and a one-yard touchdown run in the Lions' NFC Wild Card playoff game at Philadelphia (12/30). **1994:** Spent much of the season on the Lions' practice squad before signing on to the Lions' active roster for the season-finale and playoff game...was inactive for both contests...originally went to training camp with San Diego.

COLLEGE: Was Fresno State's career leader in rushing yards (3,743) and all-purpose yards (4,388)...set school single-season rushing record with 1,542 yards his senior year in 1993...selected All-American third-team and first-team All-WAC by the NFL Draft Report following his senior campaign...recorded eight 100-yard games and scored 14 touchdowns his senior season...rushed for 1,007 yards and nine touchdowns as a junior in 1992...was a sophomore All-American second-team choice by the NFL Draft Report and All-Big West first-team selection in 1991.

PERSONAL: Married (Myla) with daughter Malia...named first-team All-State running back by *California Football Magazine*, All-CIF Southern Section and Inland Empire Player of the Year his senior season at San Geronimo (San Bernardino, California) High School...Full Name: Ronald Leroy Rivers.

RIVERS' CAREER STATISTICS

Regular Season

RUSHING

	No.	Yds.	Avg.	LG	TD
1994 Detroit (NFC)	0	0	0.0	0	0
1995 Detroit (NFC)	18	73	4.1	19	1
1996 Detroit (NFC)	19	86	4.5	26	0
1997 Detroit (NFC)	29	166	5.7	31	1
1998 Detroit (NFC)	19	102	5.4	36t	1
1999 Detroit (NFC)	82	295	3.6	37	0
2000 Atlanta (NFC)	8	27	3.4	10	0
NFL Totals (NFC)	175	749	4.3	37	3

RECEIVING

	No.	Yds.	Avg.	LG	TD
1994 Detroit (NFC)	0	0	0.0	0	0
1995 Detroit (NFC)	0	0	0.0	0	0
1996 Detroit (NFC)	2	28	14.0	19	0
1997 Detroit (NFC)	0	0	0.0	0	0
1998 Detroit (NFC)	3	58	19.3	38	0
1999 Detroit (NFC)	22	173	7.9	31t	1
2000 Atlanta (NFC)	0	0	0.0	0	0
NFL Totals (NFC)	27	259	9.6	38	1

KICKOFF

	No.	Yds.	Avg.	LG	TD
1994 Detroit (NFC)	0	0	0.0	0	0
1995 Detroit (NFC)	19	420	22.1	51	0
1996 Detroit (NFC)	1	8	8.0	8	0
1997 Detroit (NFC)	2	34	17.0	23	0
1998 Detroit (NFC)	2	15	7.5	9	0
1999 Detroit (NFC)	0	0	0.0	0	0
2000 Atlanta (NFC)	0	0	0.0	0	0
NFL Totals (NFC)	24	477	19.9	51	0

Postseason

RUSHING

	No.	Yds.	Avg.	LG	TD
1994 Detroit (NFC)	0	0	0.0	0	0
1995 Detroit (NFC)	3	16	5.3	10	1
1997 Detroit (NFC)	1	17	17.0	17	0
1999 Detroit (NFC)	1	6	6.0	6	0
NFL Totals (NFC)	5	39	7.8	17	1

RECEIVING

	No.	Yds.	Avg.	LG	TD
1994 Detroit (NFC)	0	0	0.0	0	0
1995 Detroit (NFC)	0	0	0.0	0	0
1997 Detroit (NFC)	0	0	0.0	0	0
1999 Detroit (NFC)	4	24	6.0	16	1
NFL Totals (NFC)	4	24	6.0	16	1

60

ROSS



6-5, 314

OLIVER ROSS
OFFENSIVE LINE

HEIGHT-6-5

WEIGHT-314

COLLEGE-Iowa State

BIRTHDATE-September 27, 1974

BIRTHPLACE-Los Angeles, Calif.

HOW ACQUIRED-Free Agent ('00)

NFL EXPERIENCE-3rd Year

GAMES PLAYED-STARTED-'98 (2-0) '99 (0-0), '00 (0-0)

CAREER TOTALS: 2-0

PRO: Joined the Steelers' practice squad Nov. 22 and was activated to the active roster Dec. 13...was deactivated the last two games of the season...was originally selected by the Dallas Cowboys in the fifth round of the 1998 NFL Draft (138th overall) and played two games with Dallas as a rookie...was released by the Cowboys on Sept. 5, 1999 and was signed to the Eagles practice squad on Sept. 8...pro-

moted to the Eagles active roster on Sept. 13, 1999 but was inactive for the final 15 games of the season...played with the Amsterdam Admirals during the 2000 NFL Europe League season, but was released by the Eagles in training camp prior to the 2000 NFL season. **2000:** Was activated from the Steelers practice squad for the final two games but was inactive for both contests. **1998:** Played two games with the Cowboys versus N.Y. Giants (11/8) and at Arizona (11/15)...was used by the Cowboys as an extra tight end in short-yardage situations.

COLLEGE: Was starting left tackle during his senior season at Iowa State...made the transition from defensive line to offensive line as a junior...led the way for the Cyclones, who averaged 228.6 yards in passing a game...transferred from Los Angeles Southwest Community College in Los Angeles, Calif., where he earned All-Southern California Western States Conference honors.

PERSONAL: Was a two-year letterman at Washington High School in Los Angeles...earned All-Conference honors as a two-way tackle...is the son of Oliver Ross and Sheila Gipson...Full name: Oliver Ross.



MIKE SCHNECK

LONG SNAPPER

HEIGHT-6-1

WEIGHT-246

COLLEGE-Wisconsin

BIRTHDATE-August 4, 1977

BIRTHPLACE-Whitefish Bay, WI

HOW ACQUIRED-Undrafted Free Agent (1999)

NFL EXPERIENCE-3rd Year

GAMES PLAYED-STARTED-'99 (16-0), '00 (16-0)

CAREER TOTALS: 32-0

PRO: Joined the team as an undrafted free agent and has blossomed into a superb long snapper...performed superbly as the Steelers' long snapper the past two seasons and has handled all the long-snapping duties since he joined the team...was signed as a free agent after the 1999 NFL supplemental draft in July 1999...had his original contract rescinded by the NFL, which was signed after the April draft, because he did not properly apply for the draft...played for Steelers special teams coach Jay Hayes at Wisconsin. **2000:** Finished with two special-teams tackles. **1999:** Finished with four special-teams tackles...performed all the team's long snapping duties during the preseason...performed all the long-snapping duties in all 16 of the Steelers' games...registered one unassisted special-teams tackle at Tennessee (11/21)...registered one special-teams tackle versus Carolina (12/26).

COLLEGE: Was a three-year letterman on special teams...snapped for punts and placekicks...was a key reason Wisconsin featured the first-team All-Big Ten kicker (Matt Davenport) in 1997 and 1998...had only one bad snap in his career, which came after returning from an elbow injury in 1997...majored in personal finance.

PERSONAL: Was a two-time All-League linebacker at Whitefish Bay High School...was team captain and MVP during his senior year...Married (Mandy)...is the son of Peter and Barbara Schneck...brother Dan was a linebacker at Wisconsin...Full name: Mike Louis Schneck.



30

SCOTT



6-1, 201

CHAD SCOTT

CORNERBACK

HEIGHT-6-1

WEIGHT-201

COLLEGE-Maryland

BIRTHDATE-September 6, 1974

BIRTHPLACE-Capitol Heights, Md.

HOW ACQUIRED-Draft (1st in 1997)

NFL EXPERIENCE-5th Year

GAMES PLAYED-STARTED-'97 (13-9), '98 (0-0), '99 (13-12), '00 (16-16)

CAREER TOTALS: 42-37

PRO: Has developed into a quality cornerback and avoided the injuries that had kept him from blossoming into a dominating corner...completed his first injury-free season of his four-year career in 2000...missed parts of 1999 and the entire 1998 season because of separate knee injuries...suffered an anterior cruciate ligament tear (left knee) May 12, 1998 during a volunteer coaching session, forcing him to spend the entire 1998 campaign on injured reserve...had surgery performed on the knee May 14...had a scare during the 1999 season in the Nov. 14 Cleveland game in which he injured his other (right) knee...returned sooner than expected and missed just three complete games. **2000:** Had an excellent season for the Steelers, tying Dewayne Washington for the team lead with a career-high five interceptions...finished the season with 72 total tackles (59 solo stops)...was credited with a team-high 25 pass defenses...returned strong from knee injuries that hampered him the past two years...played 68 defensive snaps versus Baltimore (9/3)...was credited with seven tackles—all solos...played all 54 defensive snaps at Cleveland (9/17)...was credited with six total tackles (four solo)...also recovered a fumble and had one pass defense...had the first multiple interception game of his career when he intercepted two Neil O'Donnell passes for 38 yards versus Tennessee (9/24)...logged all 63 defensive plays...finished with two total tackles and had two pass defenses...played on all 68 snaps at Jacksonville (10/1)...finished with two solo tackles and one pass defense...logged 53 plays at N.Y. Jets (10/8)...finished with five total tackles...played all 67 defensive snaps versus Cincinnati (10/15)...finished with five total tackles (four solos)...also had one pass defense...collected his third interception of the season versus Cleveland (10/22)...logged all 44 defensive snaps...finished with four solo tackles...played all 56 defensive downs at Baltimore (10/29)...finished with seven total tackles (five solos)...also was credited with one pass defense...logged all 78 defensive snaps at Tennessee (11/5)...finished with six total tackles (five solos)...also had one quarterback hurry/pressure and one pass defense...played all 86 defensive snaps versus Philadelphia (11/12)...finished with six total tackles (four solos)...also had two pass defenses and one quarterback hurry/pressure...collected his fourth interception of the season and returned it eight yards versus Jacksonville (11/19)...logged 73 defensive snaps...also was credited with one pass defense...played every defensive snap at Cincinnati (11/26)...finished with four solo tackles...logged all 68 defensive plays versus Oakland (12/3)...finished with five tackles, including four solo stops...also had one pass defense...logged all 63 defensive snaps at N.Y. Giants (12/10)...fin-

ished seven total tackles, including six solo stops...played all 59 defensive snaps versus Washington (12/16)...finished with three tackles...also had two pass defenses and an interception...logged all 47 defensive plays at San Diego (12/24)...finished with three total tackles...also had two pass defenses. **1999:** Finished with 61 total tackles, including 57 solo stops...also had one interception and seven pass defenses...made his first appearance since the 1997 in the season-opener at Cleveland (9/12)...finished with four solo tackles...played all 65 snaps for the Steelers at Baltimore (9/19)...was credited with three total tackles, all solos...also had one pass defense...played all but three defensive snaps versus Seattle (9/26)...registered a career-high 11 total tackles (10 solos)...registered two total tackles versus Jacksonville (10/3)...also was credited with a pass defense...finished with 10 total tackles, including nine solo stops, at Buffalo (10/10)...was beaten on a 49-yard TD pass from Doug Flutie to Eric Moulds...recovered from a sub-par performance against Buffalo with solid effort at Cincinnati (10/17)...helped limit Cincinnati's high-power receivers to 10.9 yards-per-catch...finished with five solo tackles...also had one pass defense...intercepted his first pass of the season and his first one since 1997 (12/21 versus Tennessee) in the Monday night game versus Atlanta (10/25)...returned the interception 16 yards to the Atlanta 11-yard line, setting up the Steelers only TD of the game...also was credited with seven total tackles, including six solo stops...played all 71 defensive snaps at San Francisco (11/7)...finished with five total tackles, including four solo stops...suffered a sprained (right) knee late in the first half that forced him to miss the rest of the game versus Cleveland (11/14)...had one solo tackle...missed his first game of the season because of his (right) knee injury at Tennessee (11/21)...missed his second game because of a knee injury versus Cleveland (11/28)...missed his third game because of a knee injury at Jacksonville (12/2)...returned to the lineup after missing three games due to a right knee injury versus Baltimore (12/12)...finished with two solo stops...also was credited with one pass defense...returned to the starting lineup at left cornerback at Kansas City (12/18)...played all 56 defensive snaps...finished with five total tackles and had two pass defenses...logged all 56 defensive plays versus Carolina (12/26)...finished with four total tackles, all solos...also was credited with a quarterback hurry/pressure...played all 62 defensive snaps versus Tennessee (1/2)...registered two solo tackles and was credited with a quarterback hurry/pressure. **1997:** Earned the team's Joe Greene Award as the Rookie of the Year...was selected to the Associated Press All-Rookie team...played in 13 games and started in nine...finished the season with 47 total tackles (45 solos) and two interceptions...also had three pass defenses and a fumble recovery...started the first two games of the season at right cornerback and the final seven regular-season contests at either right or left corner...started the two postseason games at left cornerback...sprained his right ankle in the Washington game (9/7) and missed three complete games...recorded a season-high eight tackles in both the Dallas (8/31) and Philadelphia (11/23) contests...collected first career interception versus Jacksonville (10/26)...had second interception of the season at Tennessee (12/21)...led the team with eight tackles and three pass defenses against New England in the AFC playoffs.

COLLEGE: Played first two years of college career with Towson State...transferred to Maryland when Towson encountered financial problems...played 42 games with 31 starts...had 22.1-yard average on 49 career kick returns...earned first-team All-ACC honors as left cornerback...recorded 60 tackles (37 solos), three sacks and

five interceptions as senior...started 10 games at left cornerback in first season with Terps...led squad with 10 deflected passes and also had three interceptions...played every game at weakside cornerback at Towson State as sophomore...led team with five interceptions and was second on the team with six pass deflections...played in 10 games for Towson State as a redshirt freshman free safety...also was the leader of kickoff coverage unit...was a kinesiological sciences major.

PERSONAL: Was a two-time team captain at Suitland High in Capitol Heights, Maryland...competed as defensive back and running back...had 74 tackles and rushed for 624 yards as senior...also lettered once in track, competing on the 4x100-meter relay team...lives in Capitol Heights, Maryland...Full name: Chad Oliver Scott.

SCOTT'S GAME-BY-GAME STATISTICS

2000		Sack/							
Date	Opponent	T	AT	TOT	YDS	INT	PD	FF	FR
9/3	BALTIMORE	7	0	7	0/0	0	0	0	0
9/17	at Cleveland	4	2	6	0/0	0	0	0	1
9/24	TENNESSEE	1	1	2	0/0	2/38	2	0	0
10/1	at Jacksonville	2	0	2	0/0	0	2	0	0
10/8	at N.Y. Jets	3	2	5	0/0	0	0	0	0
10/15	CINCINNATI	4	1	5	0/0	0	1	0	0
10/22	CLEVELAND	4	0	4	0/0	1/3	0	0	0
10/29	at Baltimore	5	2	7	0/0	0/0	1	0	0
11/5	at Tennessee	5	1	6	0/0	0/0	1	0	0
11/12	PHILADELPHIA	4	2	6	0/0	0/0	2	0	0
11/19	JACKSONVILLE	0	0	0	0/0	1/8	1	0	0
11/26	at Cincinnati	4	0	4	0/0	0/0	0	0	0
12/3	OAKLAND	4	1	5	0/0	0/0	1	0	0
12/10	at N.Y. Jets	6	1	7	0/0	0/0	0	0	0
12/16	WASHINGTON	3	0	3	0/0	1/0	2	0	0
12/25	at San Diego	3	0	3	0/0	0/0	2	0	0
SEASON TOTALS		59	13	72	0/0	5/49	15	0	1

1999		Sacks/							
Date	Opponent	T	AT	TOT	YDS	INT	PD	FF	FR
9/12	at Cleveland	4	0	4	0/0	0/0	0	0	0
9/19	at Baltimore	3	0	3	0/0	0/0	1	0	0
9/26	SEATTLE	10	1	11	0/0	0/0	0	0	0
10/3	JACKSONVILLE	2	0	2	0/0	0/0	1	0	0
10/10	at Buffalo	9	1	10	0/0	0/0	0	0	0
10/17	at Cincinnati	5	0	5	0/0	0/0	1	0	0
10/25	ATLANTA	6	1	7	0/0	1/16	0	0	0
11/7	at San Francisco	4	1	5	0/0	0/0	0	0	0
11/14	CLEVELAND	1	0	1	0/0	0/0	0	0	0
11/21	at Tennessee	injured/did not play							
11/28	CINCINNATI	injured/did not play							
12/2	at Jacksonville	injured/did not play							
12/12	BALTIMORE	2	0	2	0/0	0/0	2	0	0
12/18	at Kansas City	5	0	5	0/0	0/0	2	0	0
12/26	CAROLINA	4	0	4	0/0	0/0	0	0	0
1/2	TENNESSEE	2	0	2	0/0	0/0	0	0	0
SEASON TOTALS		57	4	61	0/0	1/16	7	0	0

SCOTT'S CAREER STATISTICS**Regular Season**

TACKLES								INTERCEPTIONS					
	Solo	AT	Tot.	Sp.	T.	Sacks	FF	FF	No.	Yds.	Avg.	LG	TD
1997 Pittsburgh (AFC)	45	2	47	5	0.0	0	1		1997 Pittsburgh (AFC)	2	-4	-	0
1998 Pittsburgh (AFC)	Injured Reserve								1998 Pittsburgh (AFC)	Injured Reserve			
1999 Pittsburgh (AFC)	57	4	61	0	0.0	0	0		1999 Pittsburgh (AFC)	1	16	16.0	0
2000 Pittsburgh (AFC)	59	13	72	0	0.0	0	1		2000 Pittsburgh (AFC)	5	49	9.8	0
NFL Totals (4 years)	161	19	180	5	0.0	0	2		NFL Totals (4 years)	8	61	7.6	0

Postseason

TACKLES								INTERCEPTIONS					
	Solo	AT	Tot.	Sp.	T.	Sacks	FF	FF	No.	Yds.	Avg.	LG	TD
1997 Pittsburgh (AFC)	11	1	12	0	0.0	0	0		1997 Pittsburgh (AFC)	1	27	27	0
NFL Totals (1 year)	11	1	12	0	0.0	0	0		NFL Totals (1 year)	1	27	27	0

82

SHAW



6-0, 183

BOBBY SHAW
WIDE RECEIVER

HEIGHT-6-0

WEIGHT-183

COLLEGE-California

BIRTHDATE-April 23, 1975

BIRTHPLACE-San Francisco, Calif.

HOW ACQUIRED-Free Agent (1998)

NFL EXPERIENCE-4th Year

GAMES PLAYED-STARTED-'98 (0-0), '99 (15-0), '00 (16-0)

CAREER TOTALS: 31-0

PRO: Has developed into a dependable receiving target...has an uncanny ability to get open and make big catches...assumed the role as the Steelers' slot receiver in three-receiver sets...was signed Nov. 20, 1999 off the Seattle Seahawks' practice squad...is a versatile receiver who can also return punts and kicks...was drafted by the Seahawks with their second selection in the sixth round. **2000:** Produced his best season as a pro...collected a career-high 40 receptions for 672 yards, tying Hines Ward for team lead in receiving yards...scored four TDs...averaged a team-high 16.8 yards a catch...tied Plaxico Burress for the team lead with four receptions, totaling 49 yards versus Baltimore (9/3)...also fielded one punt for a fair catch...finished with three receptions for 66 yards, including a long of 29 yards at Cleveland (9/17)...also returned two punts for 17 yards...made a few big plays versus Tennessee (9/24)...finished with two receptions for 38 yards...was held without a reception for the first time during the season at Jacksonville (10/1)...caught the team's first TD reception of the season at N.Y. Jets (10/8), a 10-yard strike from Kordell Stewart early in the fourth quarter...finished with two receptions for 20 yards...caught three passes for 36 yards, including a long of 14 yards versus Cincinnati (10/15)...led the team with three receptions for 60 yards versus Cleveland (10/22),



including a long of 36 yards from Kent Graham...finished with two catches for 30 yards, including a long of 25 yards at Baltimore (10/29)...caught one pass for eight yards at Tennessee (11/5)...caught one pass for 25 yards versus Philadelphia (11/2)...led the team with five receptions for 81 yards, a 16.2-yard average, versus Jacksonville (11/19)...had a long of 33 yards...had another big day, catching two passes for 66 yards at Cincinnati (11/26), including a 45-yard TD reception...tied for the team lead with six receptions for a team-high 88 yards and one TD at N.Y. Giants (12/10)...averaged 14.7 yards a catch, including a 36-yarder...tied Hines Ward with a team-high three receptions for 71 yards versus Washington (12/16), including a 33-yarder...was held without a catch at San Diego (12/24) for the first time since the Oct. 1 Jacksonville game. **1999:** Developed into a dependable receiver and punt returner for the Steelers...finished fourth on the team with 28 receptions for 387 yards for a team-high 13.8 average and three TDs...also returned four punts for 53 yards...had an excellent preseason and earned one of the six wide receiver positions for the 1999 Steelers...caught the first three passes of his pro career in the season-opener at Cleveland (9/12)...totaled 26 receiving yards...did not have a reception at Baltimore (9/19) but made a few big plays on special teams...made a touchdown-saving tackle on a Corey Harris kickoff return...saw limited action versus Seattle (9/26) because of a sore hip suffered in the previous game at Baltimore...played mostly on special teams at Cincinnati (10/17)...was deactivated on game day for Monday Night contest versus Atlanta (10/25)...missed his first game of the season...was active but had no catches at San Francisco (11/7)...caught his most passes since the season-opener versus Cleveland at Tennessee game (11/21)...tied a season-high with three receptions for 38 yards, including a long of 19 yards...scored the first touchdown of his career on a 15-yard pass from Mike Tomczak in the second quarter versus Cincinnati (11/28)...finished the game with three catches for 36 yards...tied for team lead with a career-high four receptions for 52 yards at Jacksonville (12/2)...averaged 13 yards a catch, including a career-long 21-yard reception...had another productive day against Baltimore (12/12)...finished with four receptions for 30 yards...finished with one catch for five yards against Carolina (12/26)...also fielded one punt for a fair catch...saved his best performance of the season for the last game against Tennessee (1/2)...set career highs with seven receptions for 131 yards and a TD...compiled the Steelers first and only 100-yard receiving performance of the season...also returned one punt for 17 yards. **1998:** Dressed for one game in 1998 (Oct. 20 versus Cincinnati) but did not play.

COLLEGE: Finished his career as the Golden Bears' all-time leading receiver with 180 catches for 2,731 yards...scored 27 TDs, which ranked second in school history...started in his final 2½ seasons, earning All-Pac 10 honors in his junior and senior years...also served as the team's placement holder and returned eight punts for an 8.3-yard average...majored in American studies.

PERSONAL: Was the San Francisco City Player of the Year at Galileo High School...earned All-City honors in track and also lettered in basketball...Full Name: Bobby Shaw.



Shaw's Career Single-Game Highs

Regular Season

Receptions- 7 (1/2/00 vs. Tennessee)
 Yards Receiving- 131 (1/2/00 vs. Tennessee)
 Longest Reception- 49 (12/18/99 at Kansas City)
 TDs Receiving- 1 (Last: 1/2/00 vs. Tennessee)
 Punt Returns- 3 (12/18/99 at Kansas City)
 Punt Return Yards- 36 (12/18/99 at Kansas City)
 Longest Punt Return- 17 (1/2/00 vs. Tennessee)
 Kickoff Returns- 0 (NA)
 Kickoff Return Yards- 0 (NA)
 Longest Kickoff Return- (NA)

SHAW'S GAME-BY-GAME STATISTICS

		RECEIVING					PUNT RETURNS					
2000		No.	Yds.	Avg.	Long	TD	No.	FC	Yds.	Avg.	Long	TD
9/3	BALTIMORE	4	49	12.2	18	0	0	1	0	0.0	—	0
9/17	at Cleveland	3	66	22.0	29	0	2	0	17	8.5	10	0
9/24	TENNESSEE	2	38	19.0	32	0	0	0	0	0.0	—	0
10/1	at Jacksonville	0	0	0.0	—	0	0	0	0	0.0	—	0
10/8	at N.Y. Jets	2	20	10.0	10	1	0	0	0	0.0	—	0
10/15	CINCINNATI	3	36	12.0	14	0	0	0	0	0.0	—	0
10/22	CLEVELAND	3	60	20.0	36	0	0	0	0	0.0	—	0
10/29	at Baltimore	2	30	15.0	25	0	0	0	0	0.0	—	0
11/5	at Tennessee	1	8	8.0	8	0	0	0	0	0.0	—	0
11/12	PHILADELPHIA	1	25	25.0	25	0	0	0	0	0.0	—	0
11/19	JACKSONVILLE	5	81	16.2	33	0	0	0	0	0.0	—	0
11/26	at Cincinnati	2	66	33.0	45	1	0	0	0	0.0	—	0
12/3	OAKLAND	3	34	11.3	19	1	0	0	0	0.0	—	0
12/10	at N.Y. Giants	6	88	14.7	36	1	0	0	0	0.0	—	0
12/16	WASHINGTON	3	71	23.7	33	0	0	0	0	0.0	—	0
12/24	at San Diego	0	0	0.0	—	0	0	0	0	0.0	—	0
SEASON TOTALS		40	672	16.8	45	3	2	1	17	8.5	—	0

		RECEIVING					PUNT RETURNS					
1999		No.	Yds.	Avg.	Long	TD	No.	FC	Yds.	Avg.	Long	TD
9/12	at Cleveland	3	26	8.7	12	0	0	0	0	0.0	0	0
9/19	at Baltimore	0	0	0.0	0	0	0	0	0	0.0	0	0
9/26	SEATTLE	0	0	0.0	0	0	0	0	0	0.0	0	0
10/3	JACKSONVILLE	0	0	0.0	0	0	0	0	0	0.0	0	0
10/10	at Buffalo	0	0	0.0	0	0	0	1	0	0.0	0	0
10/17	at Cincinnati	0	0	0.0	0	0	0	0	0	0.0	0	0
10/25	ATLANTA	Inactive/did not play										
11/7	at San Francisco	0	0	0.0	0	0	0	0	0	0.0	0	0
11/14	CLEVELAND	0	0	0.0	0	0	0	0	0	0.0	0	0
11/21	at Tennessee	3	38	12.7	19	0	0	0	0	0.0	0	0
11/28	CINCINNATI	3	36	12.0	15	1	0	0	0	0.0	0	0
12/2	at Jacksonville	4	52	13.0	21	0	0	0	0	0.0	0	0
12/12	BALTIMORE	4	30	7.5	12	0	0	0	0	0.0	0	0
12/18	at Kansas City	3	69	23.0	49	1	3	0	36	12.0	15	0
12/26	CAROLINA	1	5	5.0	5	0	0	1	0	0.0	0	0
1/2	TENNESSEE	7	131	18.7	37	1	1	2	17	17.0	17	0
SEASON TOTALS		28	387	13.8	49	3	4	3	53	13.3	17	0

23

SIMMONS



5-9, 198

JASON SIMMONS

CORNERBACK

HEIGHT- 5-9

WEIGHT- 198

COLLEGE- Arizona State

BIRTHDATE- March 30, 1976

BIRTHPLACE- Ingelwood, Calif.

HOW ACQUIRED- Draft (5th in 1998)

NFL EXPERIENCE- 4th Year

GAMES PLAYED-STARTED- '98 (6-0), '99 (16-0), '00 (16-0)

CAREER TOTALS: 38-0

PRO: Returns for his fourth season as a reserve cornerback and standout special-teams player...was one of nine rookies to make the team in 1998. **2000:** Was solid both as a sixth defensive back and a special-teams player...finished the season with 14 total tackles and two fumble recoveries...also was credited with 17 special-teams tackles...had one special-teams tackle versus Baltimore (9/3)...performed superbly on special teams at Cleveland (9/17), downing two punts inside the five-yard line...had an outstanding over the shoulder catch of a Josh Miller punt that was spotted at the one-yard line...was credited with two special-teams tackles (one solo) and one forced fumble...played 15 defensive snaps versus Tennessee (9/24)...was credited with two solo tackles...also had one special-teams tackle...logged a season-high 51 snaps at Jacksonville (10/1)...recorded two solo stops...also had a special-teams assist...logged 23 plays at N.Y. Jets (10/8)...registered one assist and two pass defenses...accumulated 23 defensive plays versus Cincinnati (10/15)...was credited with two special-teams tackles...logged 19 plays versus Cleveland (10/22)...had another solid day of special teams at Baltimore (10/29)...helped forced the fumble by Corey Harris that led to the Steelers' eventual game-winning field goal...logged 12 defensive snaps...was credited with two special-teams assists and one defensive assist...finished with one special-teams assist at Tennessee (11/5)...logged 17 defensive snaps...finished with two tackles...played 34 defensive snaps versus Philadelphia (11/12)...finished with one solo tackle...also was credited with one special-teams stop...logged 15 defensive plays versus Jacksonville (11/19)...was credited with one quarterback hurry/pressure...also had one special-teams tackle...was deactivated Friday because of his calf injury at Cincinnati (11/26)...logged 24 defensive plays versus Oakland (12/3)...finished with two solo tackles...also was credited with one special-teams stop...was credited with one special-teams tackle at N.Y. Giants (12/10)...made a big defensive play punching the ball out of Redskin tight end Stephen Alexander's arms at the Steelers two-yard line after a 33-yard reception versus Washington (12/16)...also had one special-teams assist...logged 18 defensive plays...had one tackle...logged 20 defensive plays at San Diego (12/24)...finished with two tackles. **1999:** Once again secured a roster spot as a reserve cornerback...had an excellent season on special teams...finished the season with five total tackles and one pass defense...tied for third on the team with 17 special-teams tackles...also forced a fumble and recovered one on special teams...saw most of his playing time on special teams in season-opener at Cleveland (9/12)...had one solo special-teams tackle...logged 16 plays at Baltimore (9/19)...registered two total tackles and a quarterback hurry...also was credited with four



special-teams tackles (one solo and three assisted)...saw most of his action on special teams versus Seattle (9/26)...played mostly on special teams versus Jacksonville (10/3)...logged 14 snaps at Buffalo (10/10)...was credited with two special-teams tackles...played on 15 snaps in Monday Night game versus Atlanta (10/25)...was credited with two assists...also had two special-teams tackles...had one special-teams assist at San Francisco (11/7)...was pressed into more active duty because of the injuries to Chad Scott and Deshea Townsend versus Cleveland (11/14)...played on 33 plays...finished with one solo tackle...saw considerably more action on defense because of the injury to Chad Scott at Tennessee (11/21)...logged 29 defensive plays...was credited with one quarterback hurry/pressure...had a big game on special-teams at Jacksonville (11/28)...downed two punts inside the 10-yard line...had one solo special-teams tackle versus Baltimore (12/12)...finished with two solo special-teams tackles versus Carolina (12/26). **1998:** Registered 12 total tackles (all solos) and five special-teams stops...also was credited with one pass defense and a forced fumble...made an impressive rookie debut in the season-opener at Baltimore (9/6)...played in the Steelers dime packages and registered seven solo tackles...also registered two tackles on special teams...registered two tackles versus Chicago (9/13)...played in 11 plays and registered one total tackle at Miami (9/20)...recorded one special-teams assist...had another solid game versus Seattle (9/27)...finished with one tackle and one special-teams tackle...also was credited with a quarterback hurry...forced a Seahawks fumble that set up the Steelers first score of the game, a 33-yard field goal...logged most of his playing time on special teams and in the Steelers pass prevent defense at Cincinnati (10/11)...suffered a fractured left hand on the Steelers final kickoff of the game...had one tackle and one special-teams tackle...was deactivated Friday for three consecutive weeks because of a fractured hand...dressed and played for the first time in six games at Jacksonville (12/28).

COLLEGE: Was a 1997 All-Pac 10 second-team choice...served as one of five team captains...started 10 games at left cornerback and posted 41 tackles (36 solos) with 10 pass defenses and three interceptions...recorded eight solo hits with a pair of pass defenses against Washington State...registered five solo tackles with an interception and two pass break-ups against California...received All-Pac 10 honorable mention honors as a junior...started every game at right cornerback...recorded 43 tackles (39 solos) with an interception and nine pass defenses...had eight tackles in win against Nebraska...recorded six solo tackles and an interception in 42-34 victory against UCLA...recorded 62 tackles and two interceptions to earn All-Pac 10 honorable mention honors as a sophomore in 1995...started 10 games at right cornerback...made 12 tackles (eight solos) against Stanford...played in every game as a freshman...majored in political science.

PERSONAL: Was a Cal-Hi Sports All-Division III, California Sports All-State honorable mention and two-time All-Bay League choice...was voted *Long Beach Press-Telegram* "Best of the West" honorable mention as a cornerback and quarterback at Leuzinger (Lawndale, Cal.) High...earned team MVP honors after throwing for 950 yards with 10 touchdowns, rushing for 713 yards (8.3 avg.), including eight TDs...recorded 68 tackles with four interceptions and six pass break-ups in his final year...lettered four times in track...competed in 4x100-meter relay, where he earned All-State first-team honors...Full name: Jason Lawrence Simmons.



SIMMONS' CAREER STATISTICS

TACKLES	Solo	AT	Tot.	Sp.T.	Sacks	FF	FR	INTERCEPTIONS	No.	Yds.	Avg.	LG	TD
1998 Pittsburgh (AFC)	12	0	12	5	0.0	1	0	1998 Pittsburgh (AFC)	0	0	0.0	-	0
1999 Pittsburgh (AFC)	2	3	5	17	0.0	0	0	1999 Pittsburgh (AFC)	0	0	0.0	-	0
2000 Pittsburgh (AFC)	11	3	14	17	0.0	2	0	2000 Pittsburgh (AFC)	0	0	0.0	-	0
NFL Totals (3 years)	25	6	31	39	0.0	3	0	NFL Totals (3 years)	0	0	0.0	-	0

91

SMITH



6-5, 293

AARON SMITH

DEFENSIVE END

HEIGHT-6-5

WEIGHT-293

COLLEGE-Northern Colorado

BIRTHDATE-April 9, 1976

BIRTHPLACE-Colorado Springs, Colo.

HOW ACQUIRED-Draft (4th in 1999)

NFL EXPERIENCE-3rd Year

GAMES PLAYED-STARTED-'99 (6-0), '00 (16-15)

CAREER TOTALS: 22-15

PRO: Was one of the most pleasant surprises on the 2000 defense...added strength and weight in the offseason and blossomed into a solid starter for the team. **2000:** Started 15 of the 16 games in 2000...finished with 46 total tackles (34 solos)...led defensive line with four sacks and two pass defenses...had a strong preseason and started the last two preseason games after Chris Sullivan's back surgery...made his first pro start at left end versus Baltimore (9/3)...logged 35 defensive plays...was credited with three assisted tackles...saw a great deal of action at Cleveland (9/17) when Chris Sullivan, who returned for his first game from back surgery, experienced back spasms and was forced from the game...logged 32 defensive plays...finished with one solo tackle...earned his second pro start in place of Chris Sullivan versus Tennessee (9/24)...logged 25 defensive plays...finished with one solo tackle...made his second consecutive start and was terrific at Jacksonville (10/1)...registered his first two career sacks...was credited with a career-high eight total tackles, including five solo stops...started his third straight game at N.Y. Jets (10/8)...logged 29 plays...was credited with four total tackles, all solos...logged a season-high 41 plays versus Cincinnati (10/15)...finished with three total tackles...earned his fifth straight start versus Cleveland (10/22)...logged 22 defensive snaps...finished with one tackle and was credited with three quarterback hurries/pressures...was solid in his sixth consecutive start at Baltimore (10/29)...logged 39 defensive snaps...finished with three tackles...also was credited with one sack, a quarterback hurry/pressure and one pass defended...had a very active day at Tennessee (11/5)...logged 59 defensive snaps...finished with three tackles, two of which resulted in five yards in losses...had a very productive day versus Philadelphia (11/12)...logged 57 defensive snaps...finished with five solo tackles...also was credited with a sack and two quarterback hurries/pressures...logged 51 defensive plays versus Jacksonville (11/19)...finished with four tackles, including three solo stops...also had one quarterback hurry/pressure...finished with four total tackles at Cincinnati (11/26), including one for a loss of two yards...also was credited with a pass defended...played 41 defensive snaps versus Oakland (12/3)...finished with three total tackles, all

solos...also was credited with one quarterback hurry/pressure...finished with three total tackles, including two solos, at N.Y. Giants (12/10)...also had 1½ tackles for losses of a yard...logged 32 defensive plays versus Washington (12/16)...registered one tackle...also was credited with two quarterback hurries/pressures...played 23 defensive snaps at San Diego (12/24)...finished with two total tackles...also had one quarterback hurry/pressure. **1999:** Finished the season with one assist in his limited playing time...was a late arrival (four days) to training camp because of contract negotiations...dressed for his first game as a pro versus Jacksonville (10/3)...did not play...logged his most playing time of the season in Monday Night game versus Atlanta (10/25)...played six downs...played his most action of the season at San Francisco (11/7), logging nine plays...was deactivated on game day at Jacksonville (12/2)...accumulated his most playing time of the season, logging six plays versus Tennessee (1/2)...recorded his only tackle of the season...also had one pass defense.

COLLEGE: Was a consensus Division II first-team All-America selection...was an All-North Conference first-team pick and voted conference's Most Valuable Defensive Lineman...holds Northern Colorado's career record with 44 sacks...was team captain for the second straight year in 1998...totaled 63 stops (39 solos), 22 tackles behind the line of scrimmage and 11½ sacks...was a Daktronics and Burger King/American Football Coaches Association first-team All-America choice in 1997...recorded 57 tackles (30 solos), including 15½ sacks and 17 tackles for losses...was voted All-NCC honorable mention as a sophomore in 1996...recorded 55 tackles (27 solos) with nine sacks and 17 stops behind the line of scrimmage...majored in political science.

PERSONAL: Was a consensus All-State selection at Sierra (Colorado Springs, CO.) High...also lettered in basketball...was a two-time All-Conference choice in both sports...Full name: Aaron Douglas Smith.

SMITH'S GAME-BY-GAME STATISTICS

2000		Sacks/							
Date	Opponent	T	AT	TOT	YDS	INT	PD	FF	FR
9/3	BALTIMORE	0	3	3	0.0/0	0/0	0	0	0
9/17	at Cleveland	1	0	1	0.0/0	0/0	0	0	0
9/24	TENNESSEE	0	1	1	0.0/0	0/0	0	0	0
10/1	at Jacksonville	3	3	6	2.0/8	0/0	0	0	0
10/8	at N.Y. Jets	4	0	4	0.0/0	0/0	0	0	0
10/15	CINCINNATI	2	1	3	0.0/0	0/0	0	0	0
10/22	CLEVELAND	0	1	1	0.0/0	0/0	0	0	0
10/29	at Baltimore	2	1	3	1.0/0	0/0	1	0	0
11/5	at Tennessee	3	0	3	0.0/0	0/0	0	0	0
11/12	PHILADELPHIA	4	0	4	1.0/7	0/0	0	0	0
11/19	JACKSONVILLE	3	1	4	0.0/0	0/0	0	0	0
11/26	at Cincinnati	4	0	4	0.0/0	0/0	1	0	0
12/3	OAKLAND	3	0	3	0.0/0	0/0	0	0	0
12/10	at N.Y. Giants	2	1	3	0.0/0	0/0	0	0	0
12/16	WASHINGTON	1	0	1	0.0/0	0/0	0	0	0
12/24	at San Diego	2	0	2	0.0/0	0/0	0	0	0
SEASON TOTALS		34	12	46	4.0/15	0/0	2	0	0

SMITH'S CAREER STATISTICS

TACKLES	Solo	AT	Tot.	Sp.	T.Sacks	FF	FR
1999 Pittsburgh (AFC)	0	1	1	0	0.0	0	0
2000 Pittsburgh (AFC)	34	12	46	0	4.0	0	0
NFL Totals (2 years)	34	13	47	0	4.0	0	0

77

SMITH



6-5, 315

MARVEL SMITH

OFFENSIVE TACKLE

HEIGHT—6-5
 WEIGHT—315
 COLLEGE—Arizona State
 BIRTHDATE—August 6, 1978
 BIRTHPLACE—Oakland, Ca.
 HOW ACQUIRED—D2-'00 (#7, 38)
 NFL EXPERIENCE—2nd Year
 GAMES PLAYED-STARTED-'00 (11-8)
 CAREER TOTALS: 11-8

PRO: The Steelers' second-round draft pick in 2000 quickly took command of the starting right tackle position...was the first rookie offensive lineman to start for the Steelers in his first game since before 1969...is very agile and athletic. **2000:** Missed five games because of a knee injury...started eight of the 11 games he played...played a role in the Steelers' fourth-ranked rushing offense...made his pro debut as the Steelers starting right tackle versus Baltimore (9/3)...started his second consecutive game at Cleveland (9/17)...helped pave the way for Jerome Bettis' first 100-yard rushing performance of the season...was injured (knee) early in the second quarter versus Tennessee (9/24) and did not return...was deactivated Friday because of his knee injury at Jacksonville (10/1)...was deactivated Friday because of his knee injury at N.Y. Jets (10/8)...was active but did not play at Baltimore (10/29)...made his first start at right tackle versus Jacksonville (11/19) since the Sept. 24 game at Tennessee...started his fourth game of the season at Cincinnati (11/26)...made his fifth start of the season—second consecutive—versus Oakland (12/3)...helped pave the way for Jerome Bettis' sixth 100-yard rushing performance...started his third consecutive game versus Washington (12/16) and helped pave the way for Jerome Bettis' seventh 100-yard game of the season.

COLLEGE: Was an All-American first-team selection by *Football News* in 1999...received third-team honors from *The Sporting News* and was an All-Pac 10 Conference first-team pick...registered 80 knockdowns...allowed only one sack while not being flagged for a penalty all year...started every game at left tackle, paving the way for an offense that averaged 389.9 yards per game...was an All-Pac 10 Conference honorable mention as a sophomore in 1998...started all year at left tackle for a team that averaged 411.8 yards-per-game...played in 10 games, starting seven contests, including the last five as a redshirt freshman...delivered 46 knockdowns...helped the Sun Devils average a Pac-10 best 193.8 yards rushing per game, and 4.5 yards-per-run...earned bachelor's degree in interdisciplinary studies.

PERSONAL: Was a 1996 graduate of Skyline (Oakland, Calif.) High...earned first-team All-Bay Area as well as second-team All-East Bay honors his senior year...named All-City during his junior and senior seasons...voted Skyline Offensive Player of the Year...named *West County Times* "Cream of the Crop" in 1995...ranked as the eighth-best college prospect in the Bay Area...earned prep All-Star first-team honors...became the school's first lineman to receive a Division I-A scholarship...is the son of James Smith and Nicole Jackson...Full name: Marvel Amos Smith.

10

STEWART



6-1, 217

KORDELL STEWART

QUARTERBACK

HEIGHT- 6-1

WEIGHT- 217

COLLEGE- Colorado

BIRTHDATE- October 16, 1972

BIRTHPLACE- New Orleans, La.

HOW ACQUIRED- Draft (2nd in 1995)

NFL EXPERIENCE- 7th Year

GAMES PLAYED-STARTED- '95 (10-2), '96 (16-2), '97 (16-16), '98 (16-16), '99 (16-12), '00 (16-11)

CAREER TOTALS: 90-59

PRO: Seemingly regained his form of 1997 when he was one of the most dangerous quarterbacks in the league, utilizing both his arm and feet...solidified his standing as the number-one quarterback entering 2001 training camp...has the athletic ability to be one of the most exciting and versatile quarterbacks in the NFL...was given the nickname "Slash" by Head Coach Bill Cowher in his rookie season because of Stewart's ability to play quarterback, wide receiver and running back...perfected Steelers option play and even punted during rookie debut...continued to dazzle in second season, setting NFL record for longest TD run by quarterback (80 yards)...has moved into fourth place on the Steelers all-time passing list in just four seasons as a starting quarterback, amassing 9,064 yards...needs 1,041 yards to move ahead of Bobby Brister (10,104 yards from 1986-92) into third place...surpassed 1,000-career rushing yards...currently ranks 17th on the Steelers all-time rushing yardage list with 1,833 yards...is also 15th on Steelers all-time career scoring list with 204 points. **2000:** Finished the season strongly to secure the starting quarterback job heading into 2001 season...lost a tightly contested preseason quarterback competition with unrestricted free agent Kent Graham...started 11 games, including the final 10...completed 151-of-289 passes (52.2 percent) for 1,860 yards...had 11 TD passes and eight interceptions...compiled the second-best passer rating of his career (73.6)...also ran for 426 yards on 78 carries, second best on the team...scored seven rushing TDs...started the first four preseason games...finished the preseason with a 39.8 quarterback rating, completing 19-of-55 passes for 238 yards...threw one TD and two interceptions...took three offensive snaps in a goal-line situation versus Baltimore (9/3)...played one offensive down at Cleveland (9/17) and completed a shuffle pass to Hines Ward for a nine-yard gain...scored the Steelers first TD of the game on a one-yard plunge versus Tennessee (9/24)...relieved injured Kent Graham on the Steelers' final series of the game...completed 1-of-4 passes for six yards...ran for 17 yards, including a 16-yarder on the final drive...made his first start at quarterback at Jacksonville (10/1) since Cincinnati contest (11/28/99)...had a productive day, completing 10-of-16 passes for 132 yards with one interception...also rushed for 61 yards on nine carries...started his second straight game for injured Kent Graham and performed outstandingly at N.Y. Jets (10/8)...compiled 91.8 quarterback rating, completing 17-of-26 passes (65.4 percent) for 140 yards and the Steelers first passing TD of the season...also ran for 33 yards on six carries, including a long of 20 yards...played on one goal-line series in the third quarter versus Cincinnati (10/15)...replaced an ineffective Kent Graham

early in the second quarter versus Cleveland (10/22)...had an efficient day...completed seven-of-13 passes for 74 yards...was sacked twice...also rushed for 15 yards on six carries and led the team on its only TD drive of the day...started his third game of the season at Baltimore (10/29) and performed very efficiently...completed nine-of-18 passes for 133 yards and one touchdown, including a 45-yard TD bomb to Hines Ward...also rushed for 31 yards on nine carries...started his second straight game—fourth of the season—at Tennessee (11/5)...completed seven-of-22 passes for 112 yards, including a 30-yard TD pass to tight end Mark Bruener...also ran for 31 yards on six carries...completed 14-of-31 passes for 159 yards with one interception versus Philadelphia (11/12)...also ran three times for 17 yards...was effective as a passer and runner versus Jacksonville (11/19)...completed 13-of-27 passes for a season-high 188 yards and one TD with two interceptions...also had a team-high 59 yards rushing, including a 45-yard TD sprint...produced his best performance of the season at Cincinnati (11/26), completing 11-of-20 passes for 182 yards with a season-high three TDs and no interceptions...also added 31 yards rushing and a TD on six carries...performed brilliantly for the second consecutive week versus Oakland (12/3)...compiled a quarterback rating of 106.4...accounted for three TDs (two passing and one rushing)...completed 14-of-23 passes (60.9 percent) for 136 yards...also rushed three times for 33 yards, including an impressive 17-yard TD run...completed 20-of-34 passes for 224 yards and one TD with one interception at N.Y. Giants (12/10)...also rushed three times for eight yards...performed precisely in leading the Steelers offense versus Washington (12/16)...completed 11-of-21 passes for 175 yards...compiled a passer rating of 80.5...also ran eight times for nine yards...had another productive day at San Diego (12/24) despite two interceptions, one of which was returned for a TD...completed 16-of-32 passes for 190 yards and a touchdown...also led the team with 81 rushing yards and two TDs on 10 carries...ran and threw for a TD in the same game for the 14th time in his career (the team is 12-2 when he achieves that). **1999:** Completed 160-of-275 passes (58.2 percent) for 1,464 yards and six TDs for the season...threw 10 interceptions and produced a quarterback rating of 64.9...also rushed for 256 yards on 55 carries for a 4.7-yard average...scored two rushing TDs and one receiving...collected nine receptions for 113 yards, 12.6 yards a reception...operated the offense to near perfection in the season-opener at Cleveland (9/12) and seemingly regained his form of 1997 when he was both a running and throwing threat...ran and threw for a touchdown for the 10th time during his Steelers career (the team is 9-1 when he achieves that)...completed 15-of-23 passes for 173 yards and one TD without an interception...also rushed six times for 33 yards, a 5.5-yard average...connected on a 42-yard pass to Hines Ward...continued to be a force as both a passer and runner at Baltimore (9/19)...led the team with 51 yards on eight carries...also scored his second rushing TD of the season...completed 18-of-27 passes for 138 yards...compiled a passer rating of 78.9...went a second straight game without an interception...had his first sub-par performance of the season and was replaced in the second half by Mike Tomczak versus Seattle (9/26)...completed 7-of-14 passes for 61 yards and threw three interceptions...compiled a quarterback rating of just 22.3...rushed twice for three yards...struggled in the first half versus Jacksonville (10/3) but rebounded with a good second half...completed 15-of-32 passes for 126 yards with one interception...compiled a 44.5 passer rating...also rushed for 41 yards on six carries, 6.8 yards a carry...produced one of his best games of the season at Buffalo



(10/10)...completed 21-of-29 passes (72.4 percent) for 216 yards, his first 200-yard performance since last year's New England game (12/6/98)...threw two TD passes, the first time he threw multiple touchdowns in a game since Tennessee (11/15/98)...also had one interception...rushed three times for 11 yards...performed effectively and committed no turnovers at Cincinnati (10/17)...completed 17-of-29 passes (.586) for 134 yards...had another efficient game in Monday Night game versus Atlanta (10/25)...completed 13-of-21 passes for 137 yards and one touchdown without an interception...also ran for 37 yards on 10 carries...compiled a passer rating of 94.7...started strongly in the game and finished with a solid performance at San Francisco (11/7)...completed his first six passes of the game and led the Steelers on two straight scoring drives on their first two possessions...completed 15-of-26 passes for 139 yards and one touchdown...extended his streak of consecutive games without an interception to three...also rushed for eight yards on three carries...committed his first turnover in more than three games versus Cincinnati (11/14)...completed 15-of-32 passes for 137 yards and two interceptions...had a solid day running, finishing with 52 yards on six carries for an 8.7 yards-per-carry average...completed 18-of-30 passes for 177 yards and one TD at Tennessee (11/21)...threw one interception at the end of the game...was sacked five times for 16 yards...compiled a passer rating of 73.9...also rushed three times for 14 yards...was replaced early in the second quarter by Mike Tomczak after throwing his second interception of the game versus Cincinnati (11/28)...completed 5-of-11 passes for 36 yards with two interceptions...played exclusively at receiver for the first time since 1996 at Jacksonville (12/2)...caught three passes for 21 yards...had another productive day at receiver versus Baltimore (12/12)...finished with four receptions for 71 yards, including a long of 28 yards...also scored on an 11-yard TD pass from Mike Tomczak for the Steelers final score...completed his only pass of the game for no gain...caught two passes for 21 yards, including a long of 13, at Kansas City (12/18)...also ran once—on the first offensive play—for five yards. **1998:** Threw for a career-high 252 completions but his overall production was down from the previous year...finished with a 62.9 quarterback rating, completing 252-of-458 passes for 2,560 yards, 11 touchdowns and 18 interceptions...also rushed for 403 yards on 78 carries, a 5.2-yard average, and two TDs...caught one pass from Hines Ward for 17 yards...completed 14-of-27 passes for 173 yards and one TD with two interceptions in the season-opener at Baltimore (9/6)...scored first touchdown of the game on a one-yard run, the eighth game of his career with at least one rushing touchdown and one passing touchdown (Steelers are 7-1 when he has done that)...threw passes to 10 different receivers...completed 17-of-30 passes for 137 yards and one TD against Chicago (9/13)...had one interception...completed 11-of-35 passes for 82 yards with three interceptions at Miami (9/20)...rushed for 17 yards on two carries...had one of his better games of the early season versus Seattle (9/27), completing 16-of-25 passes for 108 yards without an interception...also ran for a then season-high 22 yards on 11 carries...produced his best game of the early season at Cincinnati (10/11)...rushed for a career-high 103 yards on seven carries, including a long of 56, which was the first 100-yard rushing effort by an NFL quarterback since Stewart's 102 yards Dec. 22, 1996 versus Carolina...completed 13-of-22 passes for 151 yards...did not throw an interception for the second consecutive week...compiled his highest passing yardage to that point of the season, totaling 196 yards on 12-of-27 attempts versus Baltimore (10/18)...completed his longest pass of the season, a 55-yard TD strike to

Charles Johnson that was his first touchdown pass in 13 quarters...had one interception snapping his string of two consecutive games without a pick...also rushed for 18 yards on six carries...unleashed his "Slash" personality and did a little bit of everything for the Steelers offense at Kansas City (10/26)...had a solid passing day even though he threw for just 82 yards...did not throw an interception for the third game of the season...completed 11-of-22 passes for 82 yards with one TD...also caught a pass (from Hines Ward) for 17 yards and a first down early in the third quarter, his first reception since Dec. 15, 1996 versus San Francisco...also rushed five times for 14 yards...produced his finest statistical performance of the season versus Tennessee (11/1), passing for a then season-high 230 yards and two TDs...had three interceptions that otherwise ruined a pretty productive day...completed a season-high 71.9 percent of his passes (23-32)...recorded his 10th 200-yard passing effort as a starting quarterback...had his biggest game of the year Monday Night versus Green Bay (11/9), throwing for a season-high 231 yards with one TD and no interceptions...produced his fourth game without an interception...compiled a 117.8 quarterback rating, his highest mark of the season by more than 30 points...also rushed for 39 yards on five carries for a 7.8-yard average and one TD...scored from one yard away on a quarterback sneak with 21 seconds remaining in the fourth quarter to give the Steelers a 14-0 lead...produced another strong game at Tennessee (11/15), completing 22-of-28 passes for 239 yards with two TDs...had his fifth game without an interception...compiled a quarterback rating of 126.0...also rushed for 28 yards on nine carries, including a long run of 17 yards...extended to four his string of consecutive games without an interception against Jacksonville (11/22)...performed superbly compiling a 93.3 passer rating...completed 25-of-36 passes (.694) for 208 yards and one TD...also rushed for 26 yards on four carries...moved into 25th place on the Steelers all-time rushing list with 1,029 yards...completed 21-of-36 passes (58.3 percent) for 225 yards, one TD and one interception at Detroit (11/26)...compiled a quarterback rating of 74.4...threw his first interception in 110 attempts, dating back to the Nov. 1 Tennessee contest...also rushed for 22 yards on four carries...threw for 200 or more yards for the sixth straight game against New England (12/6), finishing with 206 yards...completed 21-of-45 passes with two interceptions and no TDs...was sacked three times for 11 yards...completed the game without a rushing attempt, the first time in 31 games as the Steelers starting quarterback he did not have a rushing attempt in a game...had his streak of six straight 200-yard performances snapped in one of his most ineffective days of the season at Tampa Bay (12/13)...threw three interceptions and completed just nine-of-21 pass attempts for 88 yards...was replaced by Mike Tomczak for two offensive series in the second half but returned to finish the game...was replaced in the second half by Mike Tomczak versus Cincinnati (12/20)...completed 5-of-13 passes for just 30 yards in the first half...also ran once for eight yards...completed 17-of-37 passes for 174 yards with two interceptions in the season-finale at Jacksonville (12/28)...also ran for 66 yards on 10 carries, his second-highest rushing total of the season. **1997:** Started in all 16 regular-season and both postseason contests...had an outstanding first season, becoming only the fourth player in Steelers history to surpass 3,000 passing yards...was selected as an alternate to the Pro Bowl...finished the season with 3,020 passing yards...completed 236-of-440 pass attempts for 21 touchdowns and 17 interceptions for a 75.2 passer rating...also was the team's second-leading rusher, gaining 476 yards on 88 carries...had a long run of 74 yards versus Baltimore (10/5), which is the third-longest TD run by a quarterback in NFL history...established a Steelers team record for rushing touchdowns by a quarter-

back (11), set by Terry Bradshaw (7) in 1972, that also ranks second on NFL's single-season list (New England's Steve Grogan, 12 in 1976)...became the first quarterback in the NFL to throw 20 or more TD passes and rush for 10 or more TDs...set an NFL mark as the only player to have two games with at least two rushing TDs and three passing TDs in a game...had the longest postseason touchdown run in team history with his 40-yard sprint against New England (1/3) that was also the longest rush of his postseason career and his third playoff rushing TD...set personal postseason highs for passing attempts (36) and yards (201) against Denver in the AFC Championship game...accounted for all five of Steelers touchdowns in two games—at Baltimore (10/5) and against Denver (12/7)...had a career-high 317 passing yards on 25-of-42 passing with two TDs versus Jacksonville (10/25)...also threw a game-winning 17-yard TD pass to Jerome Bettis in the game...completed 18-of-28 passes for 246 yards and three touchdowns and an additional two rushing touchdowns at Baltimore (10/5)...passed for 201 yards on 18-of-36 passing and ran for 44 yards on three carries, including a 33-yard TD burst versus Denver (1/11) in the AFC Championship game...missed the second half of the Indianapolis game (10/12) after suffering a concussion. **1996:** Voted as an alternate to Pro Bowl and also selected to the All-(John) Madden Team...threw 30 passes...caught 17 passes for 293 yards and three TDs...had 39 rushes for 171 yards and five TDs...teamed with Mike Tomczak for 48-yard pass reception on third-down play versus Buffalo (9/16)...led the team with four catches for 40 yards, including a 16-yard TD versus Houston (9/29)...contributed a 31-yard reception on a third-down play at Kansas City (10/7)...collected his third career TD catch (32 yards) versus Cincinnati (10/13)...scored two rushing TDs against the Rams (11/3)...added his fourth rushing touchdown at Miami (11/25)...played 2½ quarters at quarterback at Carolina (12/22)...exploded for an 80-yard TD run, the longest scoring run by a quarterback in NFL history and the fourth-longest run from scrimmage in Steelers history...completed 8-of-21 passes for 77 yards and added 102 yards rushing, the first 100-yard rushing game of his career and first ever by a Steelers quarterback...played most of fourth quarter at quarterback versus Indianapolis (12/29) and guided the team to two scores (31-yard run by Jon Witman and a three-yard TD run of his own)...had two TDs in that game. **1995:** Named Steelers Rookie of the Year...converted 30 first downs (14 rushing, 13 receiving, and 3 passing), including the postseason...played 30 snaps at quarterback counting postseason...was inactive for first five games of season...was on 45-man roster for Game 6 at Jacksonville (10/8) but did not play...entered first NFL game versus Cincinnati (10/19) as fifth wide receiver but did not touch ball...played as an option quarterback versus Jacksonville (10/29)...recorded first two NFL carries for 16 yards (one for a first down)...caught first NFL reception, a 27-yarder and added one rush for two yards to convert two first downs...threw first NFL pass for a two-yard TD to Ernie Mills in Monday Night Cleveland game (11/13)...touched the ball five times in Cleveland game that resulted in four first downs...made the highlight reels and record books when he hauled in 71-yard TD catch from Neil O'Donnell at Cincinnati (11/19), the longest pass play for the Steelers in 1995 and the second-longest quarterback-to-quarterback pass play (Terry Bradshaw connected with Mark Malone in 1981 for an 90-yard play) in team history...had a season-high 86 yards and also ran for successful two-point conversion...was 2-for-2 passing for 17 yards at Cleveland (11/26)...led Steelers on five-play, 64-yard drive that included season-long pass of 32 yards to Yancey Thigpen and ended with Stewart rushing for 22-yard TD



versus New England (12/16)...completed 2-of-3 passes for 41 yards and rushed for personal-highs of 25 yards on four carries...broke four tackles on a 22-yard run for his first career rushing TD...became only seventh player in the '90s to score a passing, rushing and receiving touchdown in the same season...finished the regular season with season-high six catches for 42 yards...played every playoff game...carried one time for five yards and had two receptions for 27 yards versus Buffalo (1/6)...also lined up in shotgun and made quick punt on fourth down for a 41-yard touchback...caught a five-yard pass from O'Donnell to give Steelers 10-6 halftime advantage in AFC Championship game (1/14)...lined up at wide receiver in Super Bowl XXX versus Dallas (1/28)...was the 60th player drafted overall and highest quarterback drafted by the Steelers since they selected Mark Malone in the first round in 1980.

COLLEGE: Finished career holding Colorado's all-time passing records with 456 completions on 785 attempts (58.1 percent) for 6,481 yards and 33 TDs...set a school career-record with 7,770 yards in total offense...also holds school's all-time records for average yards per completion (13.8), yards in total offense per game (235.5) and yards per offensive play (6.36)...threw for 300 yards in a game for a school-record six times and had only 2.4 percent of his passes intercepted...was a second-team All-America selection by the Associated Press during senior season...captured the Big Eight Conference quarterback efficiency rating title by completing 147-of-237 passes (62.0 percent) for 2,071 yards and 10 TDs...finished second on the team in rushing with 639 yards on 122 carries (5.2 avg.) and seven TDs...threw the "Hail Mary" pass to Michael Westbrook in end zone on final play of Michigan game for a 64-yard score that gave the Buffs a 27-26 win with six seconds left...led the Big Eight and ranked eighth in the nation in total offense, averaging 256.6-yards per game...ranked second in the Big Eight with 206.6-yards per game passing average...broke own school records with 157 completions, 294 pass attempts for 2,299 yards and 11 TDs...established total offense mark of 2,823 yards, including four games with more than 300 yards in total offense...was third on the team with 524 yards rushing on 102 carries and six TDs...had two 300-yard passing games...started in eight of the nine games he played as a sophomore...suffered fractured wrist...gained 2,109 yards and 12 TDs...was 151-of-252 passing (59.9 percent)...set single-season records for completions, attempts and yards...completed 21-of-36 passes for 409 yards and four TDs in his first career start...played two games as freshman and rushed 18 times for 144 yards...majored in communications.

PERSONAL: Single...lives in Pittsburgh...attended John Ehret High in Marrero, La....named the New Orleans Player of the Year and Louisiana MVP...completed 51-of- 109 passes for 942 yards and 17 TDs with only four interceptions during his senior year...added 943 yards rushing for 23 more TDs...passed for 1,645 yards and 19 TDs and rushed for 522 yards and 10 TDs as a junior...Full name: Kordell Stewart.

Stewart's Career Single-Game Highs

Regular Season

Pass Attempts— 48 (12/13/97 at New England)
 Completions— 26 (12/13/96 at New England)
 Yards Passing— 317 (10/26/97 vs. Jacksonville)
 Highest Passer Rating—126.0 (11/15/98 at Tennessee)
 Longest Completion— 69t (12/7/97 vs. Denver)
 TD Passes— 3 (10/5/97 at Balt.; 12/7/97 vs. Denver)
 Times Sacked— 5 (3 times, Last: 11/19/00 vs. Jacks.)
 Rushing Attempts— 11 (9/27/98 vs. Seattle)
 Yards Rushing— 103 (10/11/98 at Cincinnati)
 Longest Run— 80t (12/22/96 at Carolina)
 TDs Rushing— 2 (four times, last 12/7/97 vs. Denver)
 Receptions— 6 (12/24/95 at Green Bay)
 Yards Receiving— 86 (11/19/95 at Cincinnati)
 Longest Reception— 71t (11/19/95 at Cincinnati)
 TDs Receiving— 1 (4 times, last 12/15/96 vs. S.F.)

Postseason

Pass Attempts— 36 (1/11/98 vs. Denver)
 Completions— 18 (1/11/98 vs. Denver)
 Yards Passing— 201 (1/11/98 vs. Denver)
 Higher Passer Rating—44.3 (1/3/98 vs. New England)
 Longest Completion— 28 (1/11/98 vs. Denver)
 TD Passes— 1 (1/11/98 vs. Denver)
 Times Sacked— 3 (1/11/98 vs. Denver)
 Rushing Attempts— 11 (1/3/98 vs. New England)
 Yards Rushing— 68 (1/3/98 vs. New England)
 TDs Rushing— 1 (1/3/98 vs. N.E.; 1/11/98 vs. Denver)
 Receptions— 2 (1/6/96 vs. Buffalo, 1/14/96 vs. Ind.)
 Yards Receiving— 27 (1/6/96 vs. Buffalo)
 Longest Reception— 19 (1/6/96 vs. Buffalo)
 TDs Receiving— 1 (1/14/96 vs. Indianapolis)

STEWART'S GAME-BY-GAME STATISTICS

2000

Date	Opponent	Att.	Cmp.	Int.	TD	Yds.	Cmp. %	Lg	Sack	Rtg.
9/3	BALTIMORE	1	0	0	0	0	0.0	—	0/0	39.6
9/17	at Cleveland	1	1	0	0	9	100.0	9	0/0	104.2
9/24	TENNESSEE	4	1	0	0	6	25.0	6	0/0	39.6
10/1	at Jacksonville	16	10	1	0	132	62.5	25	2/9	62.5
10/8	at N.Y. Jets	26	17	0	1	140	65.4	15	1/3	91.8
10/15	CINCINNATI	0	0	0	0	0	0.0	—	0/0	—
10/22	CLEVELAND	13	7	0	0	74	53.8	18	2/10	70.7
10/29	at Baltimore	18	9	0	1	133	50.0	45t	5/22	93.5
11/5	at Tennessee	22	7	1	1	112	31.8	30t	2/19	46.0
11/12	PHILADELPHIA	31	14	1	0	159	45.2	33	3/19	47.6
11/19	JACKSONVILLE	27	13	2	1	188	48.1	33	5/29	52.7
11/26	at Cincinnati	20	11	0	3	182	55.0	45t	3/12	125.4
12/3	OAKLAND	23	14	0	2	136	60.9	19t	2/10	106.4
12/10	at N.Y. Giants	34	20	1	1	224	58.8	36	2/7	76.1
12/16	WASHINGTON	21	11	0	0	175	52.4	33	1/1	80.5
12/24	at San Diego	32	16	2	1	190	50.0	30	2/5	52.9
SEASON TOTALS		289	151	8	11	1,860	52.2	45t 30t/150		73.6

RUSHING

Date	Opponent	Att.	Yds.	Avg.	Lg.	TD
9/3	BALTIMORE	1	0	0.0	—	0
9/17	at Cleveland	0	0	0.0	—	0
9/24	TENNESSEE	2	17	8.5	16	1
10/1	at Jacksonville	9	61	6.8	34	0
10/8	at N.Y. Jets	6	33	5.5	20	0
10/15	CINCINNATI	0	0	0.0	—	0
10/22	CLEVELAND	8	15	2.5	8	0
10/29	at Baltimore	9	31	3.4	12	0
11/5	at Tennessee	6	31	5.2	8	0
11/12	PHILADELPHIA	3	17	5.7	17	0
11/19	JACKSONVILLE	6	59	9.8	45t	2
11/26	at Cincinnati	6	31	5.2	12	1
12/3	OAKLAND	3	33	11.0	17t	1
12/10	at N.Y. Giants	3	8	2.7	4	0
12/16	WASHINGTON	8	9	1.1	10	0
12/24	at San Diego	10	81	8.1	27	2
SEASON TOTALS		78	426	5.6	45t	7

STEWART'S GAME-BY-GAME STATISTICS (cont.)**1989**

Date	Opponent	Att.	Cmp.	Int.	TD	Yds.	Cmp. %	Lg	Sack	Rtg.
9/12	at Cleveland	23	15	0	1	173	65.2	42	1/12	102.3
9/19	at Baltimore	27	18	0	0	138	66.7	22	3/17	78.9
9/26	SEATTLE	14	7	3	0	61	50.0	16	2/13	22.3
10/3	JACK.	32	15	1	0	126	46.8	19	4/27	44.5
10/10	at Buffalo	29	21	1	2	216	72.4	25	2/9	102.1
10/17	at Cincinnati	29	17	0	0	134	58.6	17	2/9	70.2
10/25	ATLANTA	21	13	0	1	127	61.9	26	1/12	94.7
11/7	at S. Francisco	26	15	0	1	139	57.7	41	1/9	85.3
11/14	CLEVELAND	32	15	2	0	137	46.8	15	1/7	32.9
11/21	at Tennessee	30	18	1	1	177	60.0	22	5/16	73.9
11/28	CINCINNATI	11	5	2	0	36	45.5	10	0/0	14.0
12/2	at Jacksonville	0	0	0	0	0	0.0	0	0/0	0.0
12/12	BALTIMORE	1	1	0	0	0	0.0	0	0/0	79.2
12/18	at Kansas City	0	0	0	0	0	0.0	0	0/0	0.0
12/26	CAROLINA	0	0	0	0	0	0.0	0	0/0	0.0
1/2	TENNESSEE	0	0	0	0	0	0.0	0	0/0	0.0
SEASON TOTALS		275	160	10	6	1,484	58.2	42	22/131	64.9

		RECEIVING					RUSHING				
1989		Rec.	Yds.	Avg.	Lg.	TD	Att.	Yds.	Avg.	Lg.	TD
9/12	at Cleveland	started at QB					6	33	5.5	10	1
9/19	at Baltimore	started at QB					8	51	6.4	11	1
9/26	SEATTLE	started at QB					2	3	1.5	3	0
10/3	JACKSONVILLE	started at QB					6	41	6.8	13	0
10/10	at Buffalo	started at QB					3	11	3.7	11	0
10/17	at Cincinnati	started at QB					7	1	0.1	5	0
10/25	ATLANTA	started at QB					10	37	3.7	9	0
11/7	at San Francisco	started at QB					3	8	2.7	11	0
11/14	CLEVELAND	started at QB					6	52	8.7	21	0
11/21	at Tennessee	started at QB					3	14	4.7	8	0
11/28	CINCINNATI	started at QB					0	0	0.0	—	0
12/2	at Jacksonville	3	21	7.0	14	0	0	0	0.0	—	0
12/12	BALTIMORE	4	71	17.8	28	1	0	0	0.0	—	0
12/18	at Kansas City	2	21	10.5	13	0	1	5	5.0	5	0
12/26	CAROLINA	0	0	0.0	—	0	0	0	0.0	—	0
1/2	TENNESSEE	0	0	0.0	—	0	0	0	0.0	—	0
SEASON TOTALS		9	113	12.6	28	1	55	256	4.7	21	2



PASSING

RUSHING

1998

Date	Opponent	Att.	Cmp.	Int.	Yds.	Cmp. %	TD	Lg	Rtg.	Att.	Yds.	Avg.	Lg	TD
9/6	at Baltimore	27	14	2	173	51.9	1	27	53.5	5	21	4.2	12	1
9/13	CHICAGO	30	17	1	137	54.4	1	20	76.7	4	4	1.0	3	0
9/20	at Miami	35	11	3	82	31.4	0	36	5.1	2	17	8.5	13	0
9/27	SEATTLE	25	16	0	108	64.0	0	15	73.4	11	22	2.0	10	0
10/11	at Cincinnati	22	13	0	151	59.0	0	24	79.9	7	103	14.7	56	0
10/18	BALTIMORE	27	12	1	196	44.4	1	55t	66.3	6	18	3.0	7	0
10/26	at Kansas City	22	11	0	82	50.0	1	24	74.4	1	17	17.0	17	0
11/1	TENNESSEE	32	23	3	230	71.8	2	37	73.7	3	4	1.3	5	0
11/9	GREEN BAY	22	15	0	231	68.1	1	53	117.8	6	37	6.1	30	1
11/15	at Tennessee	28	22	0	239	78.6	2	35	126.0	9	28	3.1	17	0
11/22	JACKSONVILLE	36	25	0	208	69.4	1	27	93.3	4	26	6.5	17	0
11/26	at Detroit	36	21	1	225	58.3	1	30	74.4	4	22	5.5	8	0
12/6	NEW ENGLAND	45	21	2	206	46.7	0	22	41.5	0	0	0.0	--	0
12/13	at Tampa Bay	21	9	3	88	42.9	0	18	15.7	5	10	2.0	3	0
12/20	CINCINNATI	13	5	0	30	38.5	0	17	46.6	1	8	8.0	8	0
12/28	at Jacksonville	37	17	2	174	45.9	0	24	37.4	10	66	6.6	13	0
SEASON TOTALS		458	252	18	2,560	55.0	11	55t	62.9	78	403	5.2	56	2

PASSING

RUSHING

1997

Date	Opponent	Att.	Cmp.	Int.	Yds.	Cmp. %	TD	Lg	Rtg.	Att.	Yds.	Avg.	Lg	TD
8/31	DALLAS	28	13	1	104	46.4	1	15	53.3	1	4	4.0	4	0
9/7	WASHINGTON	17	8	1	82	47.1	0	21	36.9	10	70	7.0	17	1
9/22	at Jacksonville	16	11	1	155	68.8	2	49	113.3	7	19	3.2	8	1
9/28	TENNESSEE	24	16	0	244	66.7	1	46	113.9	6	24	4.0	7t	2
10/5	at Baltimore	28	18	3	246	64.3	3	63	88.4	6	78	13.0	74t	2
10/12	INDIANAPOLIS	11	5	0	72	45.5	0	29	67.2	3	11	3.7	5	0
10/19	at Cincinnati	33	16	2	246	48.5	2	66	68.5	4	16	4.0	12	0
10/26	JACKSONVILLE	42	25	1	317	59.5	2	41	89.1	8	37	4.6	10	1
11/3	at Kansas City	21	11	1	101	52.4	1	44t	61.8	3	24	8.0	11	0
11/9	BALTIMORE	27	14	0	196	51.9	1	52t	87.9	2	2	1.0	1	1
11/16	CINCINNATI	22	11	0	128	50.0	2	34	68.0	4	5	3.0	12	0
11/23	PHILADELPHIA	43	20	3	294	46.5	2	30t	55.8	3	33	11.0	23	0
11/30	at Arizona	35	18	0	179	51.4	0	22	66.3	6	27	4.5	12	0
12/7	DENVER	29	18	1	303	62.1	3	69t	117.5	10	49	4.9	19	2
12/13	at N.England	48	26	2	266	54.2	1	41	59.9	10	57	5.7	20	1
12/21	at Tennessee	16	6	1	87	37.5	0	30	29.9	5	20	4.0	11	0
REGULAR-SEASON TOTALS		440	236	17	3,020	53.6	21	69t	75.2	88	476	5.4	74t	11

Postseason Opponent

1/3/98	NEW ENGLAND	31	14	1	134	45.2	0	28	44.3	11	68	6.2	40t	1
1/11/98	DENVER	36	18	3	201	50.0	1	27	41.6	3	44	14.7	33t	1
POSTSEASON TOTALS		67	32	4	335	47.8	1	28	42.8	14	112	8.0	40t	2



PASSING

RUSHING

1996

Date	Opponent	Att.	Comp.	Yds.	Pct.	TDs	LG	Int.	Att.	Yds.	Avg.	LG	TDs
9/1	at Jacksonville	2	0	0	0.0	0	0	0	3	4	1.3	7	0
9/8	BALTIMORE	0	0	0	0.0	0	0	0	4	26	6.5	9	0
9/6	BUFFALO	1	1	3	100.0	0	7	0	4	-5	-1.3	3	0
9/29	HOUSTON	0	0	0	0.0	0	0	0	3	15	5.0	6	0
10/7	at Kansas City	0	0	0	0.0	0	0	0	3	-11	-1.5	2	0
10/13	CINCINNATI	0	0	0	0.0	0	0	0	0	0	0	-	0
10/20	at Houston	1	0	0	0.0	0	0	0	1	6	6.0	6	0
10/27	at Atlanta	2	1	13	50.0	0	13	0	0	0	0	-	0
11/3	ST. LOUIS	0	0	0	0.0	0	0	0	3	12	4.0	7	2
11/10	at Cincinnati	0	0	0	0.0	0	0	0	3	0	0.0	2	1
11/17	JACKSONVILLE	1	0	0	0.0	0	0	0	1	1	1.0	1	0
11/25	at Miami	0	0	0	0.0	0	0	0	4	5	1.3	3	1
12/1	at Baltimore	0	0	0	0.0	0	0	0	1	2	2.0	2	0
12/8	SAN DIEGO	2	1	7	50.0	0	7	0	2	14	7.0	11	0
12/15	SAN FRANCISCO	0	0	0	0.0	0	0	0	0	0	0	-	0
12/22	at Carolina	21	8	77	38.1	0	15	2	7	102	14.6	80	1
REGULAR-SEASON TOTALS		30	11	100	36.7	0	15	2	39	171	4.4	80	5
Postseason Opponents													
12/29	Indianapolis	1	1	0	100.0	0	0	0	9	48	5.3	24	2
1/5	at New England	10	0	0	0.0	0	0	0	4	19	4.8	10	0
POSTSEASON TOTALS		11	1	0	9.1	0	0	0	13	67	5.2	24	2

RECEIVING

1996

Date	Opponent	No.	Yds.	Avg.	LG	TD
9/1	at Jacksonville	1	8	8.0	8	0
9/8	BALTIMORE	2	22	11.0	20	0
9/16	BUFFALO	3	65	21.7	48	0
9/29	HOUSTON	4	40	10.0	16	1
10/7	at Kansas City	1	31	31.0	31	0
10/13	CINCINNATI	2	31	15.5	32	1
10/20	at Houston	0	0	0.0	-	0
10/27	at Atlanta	1	4	4.0	4	0
11/3	ST. LOUIS	0	0	0.0	-	0
11/10	at Cincinnati	1	36	36.0	36	0
11/17	JACKSONVILLE	0	0	0.0	-	0
11/25	at Miami	0	0	0.0	-	0
12/1	at Baltimore	0	0	0.0	-	0
12/8	SAN DIEGO	0	0	0.0	-	0
12/15	SAN FRANCISCO	2	56	28.0	42	1
12/22	at Carolina	0	0	0.0	-	0
REGULAR-SEASON TOTALS		17	293	17.2	48	3
Postseason Opponents						
12/29	Indianapolis	0	0	0.0	-	0
1/5/97	at New England	0	0	0.0	-	0
POSTSEASON TOTALS		0	0	0.0	-	0

RECEIVING							RUSHING				
1995											
Date	Opponent	No.	Yds.	Avg.	LG	TD	Att.	Yds.	Avg.	LG	TD
9/3	DETROIT										
9/10	at Houston										
9/18	at Miami										
9/24	MINNESOTA										
10/1	San Diego										
10/8	at Jacksonville	0	0	0.0	-	0	0	0	0.0	-	0
10/19	CINCINNATI	0	0	0.0	-	0	0	0	0	-	-
10/29	JACKSONVILLE	0	0	0.0	-	0	2	16	8.0	16	0
11/5	at Chicago	1	27	27.0	27	0	1	2	2.0	2	0
11/13	CLEVELAND	2	21	10.5	11	0	2	13	6.5	10	0
11/19	at Cincinnati	2	86	43.0	71	1	1	15	15.0	15	0
11/26	at Cleveland	2	36	18.0	31	0	0	0	0	-	-
12/3	HOUSTON	0	0	0.0	-	-	1	7	7.0	7	0
12/10	at L.A. Raiders	1	23	23.0	23	0	2	5	2.5	3	0
12/16	NEW ENGLAND	0	0	0.0	-	-	4	25	6.3	22	1
12/24	at Green Bay	6	24	4.0	15	0	2	3	1.5	4	0
REGULAR-SEASON TOTALS		14	235	16.8	71	1	15	86	5.7	22	1
Postseason											
1/6	BUFFALO	2	27	13.5	19	0	1	5	5.0	5	0
1/14	INDIANAPOLIS	2	18	9.0	13	1	4	12	3.0	5	0
1/28	Dallas (Super Bowl)	0	0	0.0	-	0	4	15	3.8	7	0
POSTSEASON TOTALS		4	45	11.3	19	1	9	32	3.6	7	0

STEWART'S CAREER STATISTICS

Regular Season

PASSING										Record/	
	Att.	Comp.	Pct.	Yds.	LG	TD	Int.	Sacks-Lost	Rtg.	Start.	
1995 Pittsburgh (AFC)	7	5	71.4	60	32	1	0	1-0	136.9	0-0	
1996 Pittsburgh (AFC)	30	11	36.7	100	15	0	2	3-37	18.8	0-0	
1997 Pittsburgh (AFC)	440	236	53.6	3,020	69	21	17	20-152	75.2	11-5	
1998 Pittsburgh (AFC)	458	252	55.0	2,560	55	11	18	33-211	62.9	7-9	
1999 Pittsburgh (AFC)	275	160	58.2	1,464	42	6	10	22-131	64.9	5-6	
2000 Pittsburgh (AFC)	289	151	52.2	1,860	45	11	8	30-150	76.2	7-4	
NFL Totals (6 years)	1,499	815	54.4	9,064	69	50	55	110-681	68.4	30-24	

RUSHING						RECEIVING					
No.	Yds.	Avg.	LG	TD		No.	Yds.	Avg.	LG	TD	
1995 Pittsburgh (AFC)	15	86	5.7	22	1	1995 Pittsburgh (AFC)	14	235	16.8	71	1
1996 Pittsburgh (AFC)	39	171	4.4	80	5	1996 Pittsburgh (AFC)	17	293	17.2	48	3
1997 Pittsburgh (AFC)	88	476	5.4	74	11	1997 Pittsburgh (AFC)	0	0	0.0	-	0
1998 Pittsburgh (AFC)	78	403	5.2	56	2	1998 Pittsburgh (AFC)	1	17	17.0	17	0
1999 Pittsburgh (AFC)	55	256	4.7	21	2	1999 Pittsburgh (AFC)	9	113	12.6	28	1
2000 Pittsburgh (AFC)	78	426	5.6	45	7	2000 Pittsburgh (AFC)	0	0	0.0	-	0
NFL Totals (6 years)	353	1,818	5.2	80	27	NFL Totals (6 years)	41	658	16.0	71	5

Postseason

PASSING										Record/	
	Att.	Comp.	Pct.	Yds.	LG	TD	Int.	Sacks-Lost	Rtg.	Start.	
1995 Pittsburgh (AFC)	0	0	0.0	0	0	0	0	0-0	0.0	0-0	
1996 Pittsburgh (AFC)	11	1	0.1	0	0	0	0	1-5	39.6	0-0	
1997 Pittsburgh (AFC)	67	32	47.8	335	28	1	4	5-11	42.8	1-1	
NFL Totals (3 years)	78	33	42.3	335	28	1	4	6-16	38.1	1-1	

RUSHING						RECEIVING					
Att.	Yds.	Avg.	LG	TD		No.	Yds.	Avg.	LG	TD	
1995 Pittsburgh (AFC)	9	32	3.6	7	0	1995 Pittsburgh (AFC)	4	45	11.3	19	1
1996 Pittsburgh (AFC)	13	67	5.2	24	2	1996 Pittsburgh (AFC)	0	0	0.0	0	0
1997 Pittsburgh (AFC)	14	112	8.0	40	2	1997 Pittsburgh (AFC)	0	0	0.0	-	0
NFL Totals (3 years)	36	211	5.9	40	4	NFL Totals (3 years)	4	45	11.3	19	1



KORDELL vs. NFL PASSING

Opponent	Games	Att.	Cmp.	Yds.	Pct.	TD	INT	LG	Rating
Arizona	1	35	18	179	51.4	0	0	22	66.3
Atlanta	2	23	14	127	60.8	1	0	0	90.3
Baltimore	10	156	87	1082	55.8	8	6	63	78.5
Buffalo*	2	30	22	219	73.3	2	1	25	101.5
Carolina	2	21	8	77	38.1	0	2	15	59.5
Chicago	2	30	17	137	54.4	1	1	20	76.7
Cincinnati	12	150	78	907	52.0	7	4	66	75.1
Cleveland	6	72	41	412	56.9	2	2	42	71.1
Dallas*	2	28	13	104	46.4	1	1	15	53.3
Denver*	2	65	36	504	55.4	4	4	69t	75.4
Detroit	1	36	21	225	58.3	1	1	30	74.4
Green Bay	2	22	15	231	68.2	1	0	53	117.8
Indianapolis*	3	12	6	72	50.0	0	0	29	68.8
Jacksonville	12	209	116	1300	55.5	6	8	49	67.9
Kansas City	4	43	22	183	51.2	2	1	44t	68.3
Miami	2	35	11	82	31.4	0	3	36	5.1
New England*	5	137	63	647	45.9	1	5	41	47.3
New York Giants	1	34	20	224	58.8	1	1	36	76.1
New York Jets	1	26	17	140	65.4	1	0	15	91.3
Oakland	2	23	14	136	60.8	2	0	19t	106.4
Philadelphia	2	74	34	453	45.9	2	4	33	52.4
St. Louis	1	0	0	0	0.0	0	0	0	0
San Diego	2	34	17	197	50.0	1	2	30	53.2
San Francisco	2	26	15	139	57.6	1	0	41	85.3
Seattle	2	39	23	169	58.9	0	0	16	37.2
Tampa Bay	1	21	9	88	42.9	0	3	18	15.7
Tennessee	11	158	103	1095	65.2	7	6	46	84.2
Washington	2	38	19	257	50.0	0	1	33	61.0

KORDELL vs. NFL RUSHING

Opponent	Games	Att.	Yds.	Avg.	LG	TD
Arizona	1	6	27	4.5	12	0
Atlanta	2	10	37	3.7	9	0
Baltimore	10	42	229	5.5	74t	4
Buffalo*	3	8	11	1.4	11	0
Carolina	2	7	102	14.6	80t	1
Chicago	2	5	6	1.4	3	0
Cincinnati	12	33	179	5.4	56	2
Cleveland	6	20	113	5.6	21	0
Dallas*	2	5	19	4.7	7	0
Denver*	2	13	93	7.2	33t	3
Detroit	1	4	22	5.5	8	0
Green Bay	2	8	40	5.0	30t	1
Indianapolis*	3	16	71	4.4	24	2
Jacksonville	12	56	330	5.8	45t	4
Kansas City	4	8	35	4.4	17	0
Miami	2	6	22	3.7	13	1
New England	5	29	169	5.8	40t	3
New York Giants	1	3	8	2.7	4	0
New York Jets	1	6	33	5.5	20	0
Oakland	2	5	38	7.6	17t	1
Philadelphia	2	6	50	8.3	23	0
St. Louis	1	3	12	4.0	7t	2
San Diego	2	12	95	7.9	27	2
San Francisco	2	3	8	2.7	11	0
Seattle	2	13	25	1.9	10	0
Tampa Bay	1	5	10	2.0	3	0
Tennessee	11	39	166	4.3	17	3
Washington	2	18	79	4.4	21	1

NOTE: Stewart has not played against Minnesota or New Orleans.

* Includes postseason

74

SULLIVAN



6-4, 285

CHRIS SULLIVAN

DEFENSIVE LINE

HEIGHT- 6-4

WEIGHT- 285

COLLEGE- Boston College

BIRTHDATE- March 14, 1973

BIRTHPLACE- North Attleboro, Mass.

HOW ACQUIRED- Unrestricted Free Agent from N.E. ('00)

NFL EXPERIENCE- 6th Year

GAMES PLAYED-STARTED- '96 (16-0), '97 (16-10), '98 (15-10), '99 (16-0), '00 (15-2)

CAREER TOTALS: 78-22

STEELERS TOTALS: (15-2)

PRO: Is a versatile and dependable defensive lineman who can play inside and outside...was acquired as an unrestricted free agent from New England Feb. 21, 2000...was one of two key free agent acquisitions to bolster the Steelers defensive front in 2000 (along with Kimo von Oelhoffen)...had lower back surgery to repair bulging discs during the preseason that affected his season last year. **2000:** Served as a quality backup at defensive end...started one game...finished with 20 total tackles (11 solos)...also had two pass defenses and recovered two fumbles...started the first three preseason games...finished with three solo tackles...missed most of the final three quarters because of back spasms at Cleveland (9/17)...logged 11 plays...logged 30 plays versus Tennessee (9/24)...was credited with four total tackles...also had two assisted stops on tackles for no gain...played 28 defensive snaps at Jacksonville (10/1)...logged 24 defensive snaps at N.Y. Jets (10/8)...was credited with one total tackle...logged 32 defensive plays versus Cincinnati (10/15)...finished with two total tackles...also was credited with one quarterback hurry/pressure and a pass defense...logged 22 defensive snaps versus Cleveland (10/22)...finished with one assist...also was credited with one quarterback hurry/pressure...logged 13 defensive snaps at Baltimore (10/29)...also played some at nose tackle when Kimo von Oelhoffen was shaken up...logged 30 defensive snaps at Tennessee (11/5)...finished with one total tackle...also was credited with a quarterback hurry/pressure...logged significant playing time because of the injury to Kevin Henry versus Philadelphia (11/12)...played 67 defensive snaps...finished with three total tackles (two solos)...also was credited with one quarterback hurry/pressure and one pass defense...played 22 defensive snaps versus Jacksonville (11/19)...had one assist...recovered the first fumble of his career on a sack by Jason Gildon at Cincinnati (11/26)...logged 58 defensive plays...finished with three total tackles...played 29 defensive snaps versus Oakland (12/3)...was credited with two assisted tackles and one quarterback hurry/pressure...logged 36 defensive plays versus Washington (12/16)...finished with one tackle and a quarterback hurry/pressure...logged 28 defensive plays at San Diego (12/24)...finished with one tackle...also had one quarterback hurry/pressure and recovered a fumble in the closing minutes of the game. **1999:** Played in all 16 games as a reserve defensive end/defensive tackle...used in a rotation of linemen and accounted for 21 tackles during the season...was a regular on the kickoff team as a wedge blocker...credited with one kickoff return for one



yard...recorded three tackles in the season opener against the Jets (9/12)...named special teams co-captain for the game against Arizona (10/31)...recorded his first sack of the season—the third sack of his career—on Peyton Manning versus Indianapolis (12/12)...helped limit Manning to just 186 passing yards, his lowest output of the season...forced a Jonathan Linton fumble in the first quarter, which was recovered by Chris Carter, versus Buffalo (12/16), the first forced fumble of his career...posted a season-high six tackles, including four solo stops in the game...named defensive co-captain for the game and had one solo tackle against Baltimore (1/2). **1998:** Started 10-of-15 regular-season games along the Patriots defensive line...established a career-high with 40 tackles during the 1998 season, including his first two quarterback sacks...proved to be a valuable asset, filling in at three of the four positions along the line, including six starts at right defensive end (elephant), three starts at left defensive end and one start at defensive tackle...finished the season with 40 total tackles (29 solo), including a pair of sacks, and five passes defended...added two special teams tackles...returned two squib kicks during the year for 14 yards (7.0 avg.)...saw limited playing time in each of the first three games...made his first start of the season at left defensive end when he replaced an injured Ferric Collons at New Orleans (10/4) and recorded four tackles, including his first career sack on Saints quarterback Danny Wuerffel...started the following week, contributing to a 40-10 blowout over Kansas City (10/11)...returned to a reserve role in the next two games before stepping into the starting lineup at right defensive end (elephant) at Indianapolis (11/1), replacing both Willie McGinest and Brandon Mitchell, who were each sidelined by injuries...returned to the left defensive end the following week versus Atlanta (11/8) and recorded six solo tackles...made his first start of the season at defensive tackle, filling in for Henry Thomas, who was moved to nose tackle to replace an injured Chad Eaton at Buffalo (11/15)...finished the game with a career-high seven total tackles (6 solo)...returned to right defensive end the following week versus Miami (11/23) and started each of the next five games...recorded six tackles and two passes defended in a come-from-behind victory over Buffalo (11/29)...missed the season finale at the New York Jets (12/27) when he was listed among the inactives due to a knee injury...returned for the Patriots playoff game at Jacksonville (1/3/99), but saw very limited playing time and did not record a defensive tackle. **1997:** Started 10-of-16 regular-season games and both playoff games for the Patriots...made his first three starts at right defensive end...started the last seven games of the regular season and both playoff games at left defensive end...was credited with 25 total tackles (16 solos) and a pair of passes defended...made his NFL starting debut in the season opener versus San Diego (8/31), filling in at right defensive end for Willie McGinest...started again the following week at Indianapolis (9/7) and contributed a pair of tackles in a 31-6 victory...saw limited time in reserve the next three weeks, but returned to the starting lineup at right defensive end against Buffalo (10/12)...replaced left defensive end Ferric Collons, who was placed on injured reserve due to a shoulder injury...recorded a career-high six tackles (five solos) versus Pittsburgh (12/13)...started both playoff games at left defensive end and finished the postseason with a pair of tackles. **1996:** Played in every game during his rookie campaign but did not start...played almost exclusively on the Patriots' kickoff return team in the "wedge" and in short-yardage situations...totaled three tackles and recovered one fumble on special teams...made his NFL debut in the season opener at Miami (9/1) and helped spring kick returner



David Meggett for returns of 54 and 41 yards...made his first career defensive tackle versus Arizona (9/15)...replaced an injured Willie McGinest at defensive end at Baltimore (10/6)...recovered a fumble by Meggett on a punt return to set up an Adam Vinatieri 44-yard field goal at Indianapolis (10/20)...recorded solo tackles versus Buffalo (10/27) and versus Denver (11/17)...made his first special teams tackle in the Patriots' divisional playoff victory over Pittsburgh (1/5/97)...was drafted by the Patriots in the fourth round (119th overall) in the 1996 NFL draft.

COLLEGE: Started 48 consecutive games at Boston College (1991-95) and totaled 262 tackles and 14 sacks for the Eagles...posted 33 tackles for losses of 56 yards...earned All-Conference honors from his weakside defensive tackle position in 1995...finished third on the team with 74 tackles (56 solos), including two sacks (11 yards) and 11 tackles for losses.

PERSONAL: Attended North Attleboro High, where he lettered in football as a tight end and defensive end...caught 22 passes for 552 yards and three touchdowns as a senior, but dominated along the defensive line to earn All-Hockomock league honors after his junior and senior seasons...served as team captain in football and basketball...Full name: Christopher Patrick Sullivan.

SULLIVAN'S GAME-BY-GAME STATISTICS

2000		Sacks/							
Date	Opponent	T	AT	TOT	YDS	INT	PD	FF	FR
9/17	at Cleveland	0	0	0	0.0/0	0	0	0	0
9/24	TENNESSEE	1	3	4	0.0/0	0	0	0	0
10/1	at Jacksonville	0	0	0	0.0/0	0	0	0	0
10/8	at N.Y. Jets	1	0	1	0.0/0	0	0	0	0
10/15	CINCINNATI	2	0	2	0.0/0	0	1	0	0
10/22	CLEVELAND	0	1	1	0.0/0	0	0	0	0
10/29	at Baltimore	0	0	0	0.0/0	0	0	0	0
11/5	at Tennessee	0	1	1	0.0/0	0	0	0	0
11/12	PHILADELPHIA	2	1	3	0.0/0	0	1	0	0
11/19	JACKSONVILLE	0	1	1	0.0/0	0	0	0	0
11/26	at Cincinnati	3	0	3	0.0/0	0	0	0	1
12/3	OAKLAND	0	2	2	0.0/0	0	0	0	0
12/10	at N.Y. Giants	0	0	0	0.0/0	0	0	0	0
12/16	WASHINGTON	1	0	1	0.0/0	0	0	0	0
12/24	at San Diego	1	0	1	0.0/0	0	0	0	1
SEASON TOTALS		11	9	20	0.0/0	0	2	0	2

SULLIVAN'S CAREER STATISTICS

Regular Season

TACKLES	Solo	AT	Tot.	Sp.T.	Sacks	FF	FR
1996 N.E. (AFC)	3	0	3	0	0.0	0	0
1997 N.E. (AFC)	16	9	25	0	0.0	0	0
1998 N.E. (AFC)	29	11	40	2	2.0	0	0
1999 N.E. (AFC)	15	6	21	2	1.0	1	0
2000 Pittsburgh (AFC)	11	9	20	0	0.0	0	2
NFL Totals (5 years)	74	35	109	4	3.0	1	2

Postseason

TACKLES	Solo	AT	Tot.	Sp.T.	Sacks	FF	FR
1996 N.E. (AFC)	0	0	0	1	0.0	0	0
1997 N.E. (AFC)	0	2	2	0	0.0	0	0
1998 N.E. (AFC)	0	0	0	0	0.0	0	0
NFL Totals (3 years)	0	2	2	1	0.0	0	0

79

THARPE



6-5, 335

LARRY THARPE

OFFENSIVE TACKLE

HEIGHT-6-5

WEIGHT-335

COLLEGE-Tennessee State

BIRTHDATE-November 19, 1970

BIRTHPLACE-Macon, Ga.

HOW ACQUIRED-FA-'00

NFL EXPERIENCE-9th Year

GAMES PLAYED-STARTED-'92 (11-0), '93 (5-3), '94 (0-0), '95 (16-16), '96 (0-0), '97 (16-15), '98 (16-9), '99 (DNP), '00 (12-5)

CAREER TOTALS: 79-45

STEELERS TOTALS: 12-5

PRO: Signed with the Steelers on April 4, 2000 after sitting out the 1999 season...played with the Detroit Lions in 1997 and '98 but was not re-signed after the '98 season...started at right tackle in nine games with Detroit in '98 and started all 16 games at right tackle in '97...was with New England in 1996...played for Arizona in 1995 after signing with the Cardinals as a restricted free agent...played his first three NFL seasons (1992-'94) with Detroit after being drafted by the Lions in the sixth round in 1992 (145th overall). **2000:** Filled in as a starter at right tackle for the injured Marvel Smith...started five games for the Steelers...was deactivated Friday for the first three weeks...dressed for the first time as a Steeler at Jacksonville (10/1) but did not play...was forced into action early in the second quarter when Shar Pourdanesh went down with a knee injury at N.Y. Jets (10/8)...performed well...made his first start at right tackle for the injured Marvel Smith versus Cincinnati (10/15)...started his second straight game at right tackle versus Cleveland (10/22)...helped pave the way for Jerome Bettis' 105-yard performance...performed solidly once again in his third straight start at Baltimore (10/29)...earned his fourth consecutive start at right tackle at Tennessee (11/5)...helped pave the way for Jerome Bettis' fifth 100-yard rushing performance of the season versus Philadelphia (11/12)...was replaced in the starting lineup by Marvel Smith versus Jacksonville (11/19). **1997:** Started 15 regular-season games in addition to the NFC Wild Card playoff game at Tampa Bay...missed his only start of the season on Nov. 27 against Chicago due to a sprained ankle, but saw action late in the game. **1996:** Signed with New England as an unrestricted free agent on April 29...was inactive for six of the Patriots' first seven games...was active but did not play at Baltimore on Oct. 6...was released by New England on Oct. 23. **1995:** Started all 16 games for Arizona...played both tackle positions...was forced to move to left tackle during the seventh game of the season due to injuries along the offensive line...started final 10 games at left tackle. **1994:** Was a reserve tackle for the Lions...was inactive for 15 games...was active but did not play against Tampa Bay on Nov. 13. **1993:** Saw action in five games, including three starts...made his first career start against Arizona (Sept. 26) in place of the injured Lomas Brown...was inactive for five games. **1992:** Injured knee and back and was placed on the injured reserve for the first five games...saw backup action in the final 11 games.

COLLEGE: Was a three-year starter at Tennessee State...named All-Ohio Valley Conference as a senior...earned second-team All-Conference honors as a junior in 1990...made 11 special teams tackles, forced six fumbles and recovered four others



while covering kicks...majored in health, physical education and recreation.

PERSONAL: Earned Offensive Lineman of the Year honors as a senior at Southwest High in Macon, Georgia...is the son of David and Jacquelin Tharpe...Full name: Larry Tharpe.

90

THOMPSON



6-0, 234

DONNEL THOMPSON

LINEBACKER

HEIGHT- 6-0

WEIGHT- 234

COLLEGE- Wisconsin

BIRTHDATE- February 17, 1978

BIRTHPLACE- Madison, Wisc.

HOW ACQUIRED- FA-'00

NFL EXPERIENCE- 2nd Year

GAMES PLAYED-STARTED- '00 (8-0)

CAREER TOTALS: 8-0

PRO: Was a pleasant surprise during training camp and earned a roster spot because of his toughness and play-making ability. **2000:** Played in eight games...finished the preseason with 15 total tackles, including 11 solo stops...also was credited with a sack...registered two special-teams tackles at N.Y. Giants (12/10).

COLLEGE: Was a three-year starter and two-time team captain...ranks 10th on school list with 347 career tackles...started 12 games at middle linebacker and recorded 88 tackles (43 solos), defended one pass and recovered a fumble...was an All-Big Ten Conference honorable mention choice as a junior when he lined up at middle linebacker...was only the fourth junior to be named captain in school history...led team with 109 tackles (65 solos), had one sack, a fumble recovery and defended three passes...was an Academic All-Big Ten Conference selection and honorable mention All-Big Ten Conference choice in 1997...posted a career-high 141 tackles (82 solos), recovered two fumbles and registered an interception and a sack...joined the team as a walk-on in 1996 and saw action in every game...finished with nine tackles...majored in history.

PERSONAL: Earned All-Area and All-Conference honors as a junior at West (Madison, Wisconsin) High...was coached by his father, Curtis...was team captain his junior and senior seasons...is the son of Curtis and Barbara Thompson...younger brother Bryson is a linebacker at Wisconsin...Full name: Donnel Thompson.

26

TOWNSEND



5-10, 191

DESHEA TOWNSEND

CORNERBACK

HEIGHT-5-10

WEIGHT-191

COLLEGE-Alabama

BIRTHDATE-September 8, 1975

BIRTHPLACE-Batesville, Miss.

HOW ACQUIRED-Draft (4th in 1998)

NFL EXPERIENCE-4th Year

GAMES PLAYED-STARTED-'98 (12-0), '99 (16-4), '00 (16-0)

CAREER TOTALS: 44-4

PRO: Has been a solid reserve for the Steelers the past three seasons...has improved his strength since being drafted in 1998 and has been an serviceable starter when called on....has emerged as the Steelers nickel back...is a standout on special teams. **2000:** Finished the season with 20 total tackles, including 18 solo stops...also recorded a career-high $3\frac{1}{2}$ sacks...was credited with nine pass defenses and had 14 special-teams tackles...had an excellent preseason and finished with two interceptions, including a 17-yard return for a TD...logged 10 defensive plays versus Baltimore (9/3)...was credited with a special-teams assist...had just 12 defensive plays at Cleveland (9/17)...registered two solo stops...logged 15 defensive snaps versus Tennessee (9/24)...had one tackle...also registered one solo special-teams tackle...logged a season-high 51 defensive snaps at Jacksonville (10/1)...finished with three total tackles...also was credited with his first career sack...logged 25 defensive snaps at N.Y. Jets (10/8)...was credited with four total tackles and two pass defenses...had a particularly strong game on special teams versus Cincinnati (10/15)...led the team with three special-teams tackles (two solos)...also logged 22 defensive plays...registered one tackle and one pass defense...logged 19 total plays versus Cleveland (10/22)...registered one solo tackle...also was credited with one pass defense and a quarterback hurry/pressure...logged 12 defensive plays at Baltimore (10/29)...had one tackle...accumulated 20 defensive plays at Tennessee (11/5)...had one quarterback hurry/pressure and was credited with two pass defenses...also had one special-teams tackle...logged 34 defensive plays versus Philadelphia (11/12)...finished with three solo stops...also had one quarterback hurry/pressure...was credited with one special-teams assist...played 17 defensive snaps versus Jacksonville (11/19)...was credited with one solo tackle...logged 17 plays at Cincinnati (11/26)...was credited with a sack for seven yards...played 24 defensive snaps vs. Oakland (12/3)...finished with one tackle...also was credited with one quarterback hurry/pressure, one pass defense and two special-teams tackles...played 18 defensive snaps versus Washington (12/16)...finished with one tackle...logged 20 defensive plays at San Diego (12/24)...recorded $1\frac{1}{2}$ sacks. **1999:** Started four games for the Steelers in place of the injured Chad Scott...performed admirably in Scott's absence...finished the season with 31 total tackles, including 23 solo stops...also had eight pass defenses and a forced fumble...was a solid special-teams player, contributing nine special-teams tackles...was a key component in

the nickel and dime defenses...played mostly in passing situations and special teams in the season-opener at Cleveland (9/12)...was credited with one pass defense...played in the Steelers nickel and dime defenses at Baltimore (9/19)...tipped a pass that was intercepted by Dewayne Washington on the Ravens' initial drive of the game...finished with one total tackle, a pass defense and one special-teams tackle...played on 18 snaps versus Seattle (9/26)...was credited with one solo tackle...logged 17 plays but did not record any tackles versus Jacksonville (10/3)...finished with one solo tackle and a pass defense at Buffalo (10/10)...was credited with two tackles and two pass defenses at Cincinnati (10/17)...had 22 defensive snaps in Monday Night game versus Atlanta (10/25)...registered three solo tackles...finished with two special-teams tackles at San Francisco (11/7)...was forced into active duty when Chad Scott suffered his right knee injury versus Cleveland (11/14)...suffered a concussion a few plays after Scott's injury that forced him from the game...finished with two solo stops...made his first career start at left corner for the injured Chad Scott at Tennessee (11/21)...played on every defensive snap but one...finished with four total tackles (three solos) and one pass defense...started his second straight game for Chad Scott versus Cincinnati (11/28)...finished with a career-high six total tackles, including three solo stops...finished with a career-high seven total tackles, including five solo stops, at Jacksonville (12/2)...also downed a punt at the Jacksonville one-yard line...started his fourth straight game but was replaced by Chad Scott after Townsend suffered a mild ankle sprain versus Baltimore (12/12)...logged 10 plays at Kansas City (12/18)...was credited with one solo tackle...also recorded one special-teams tackle...logged 25 defensive plays versus Carolina (12/26)...finished with two total tackles...also was credited with two pass defenses...played on 10 defensive snaps versus Tennessee (1/2)...finished with three tackles and one special-teams stop. **1998:** Looked good early in his rookie debut in the season-opener at Baltimore (9/6), but a sprained knee ligament forced him out of action for the game...did not record any tackles...was a Friday deactivation for the Chicago game (9/13) because of his knee injury...was deactivated for four consecutive games because of his knee injury...returned to active duty against Baltimore (10/18) for the first time since the season-opener versus the Ravens...played 21 snaps, registering one tackle and a pass defense...nearly intercepted an Eric Zeier pass on the Ravens' final series of the game...nearly had his second interception in as many weeks at Kansas City (10/26)...registered one solo tackle versus Tennessee (11/1) while seeing his most action of the season due to an ankle injury to Carnell Lake (33 plays)...played solidly in some key situations against Green Bay (11/9) to help contain Green Bay's explosive passing attack...was credited with one pass defense...also had one tackle...registered one assist in his limited playing time at Tennessee (11/15)...was credited with one solo tackle and one special-teams stop versus Jacksonville (11/22)...took 11 defensive snaps against New England (12/6)...did not record any tackles...had two solo tackles against Cincinnati (12/20)...played on 19 defensive downs...registered one solo tackle and a special-teams tackle in the season-finale at Jacksonville (12/28).

COLLEGE: Started since his freshman year in college...recorded 34 tackles and one sack during his senior season...returned one punt for five yards as a senior...concentrated his efforts on defense while regularly facing opposing team's top receiver...recorded 39 tackles, one sack, two interceptions and 14 pass break-ups as a junior in 1996...named first-team All-SEC by AP and The Birmingham News...was

voted second-team All-SEC in coaches poll...blocked a field goal against Bowling Green...had five pass break-ups versus Auburn, one shy of the Alabama single-game record...returned six punts for 25 yards...recorded 25 tackles and four interceptions as a sophomore in 1995...returned 13 punts for 75 yards...was a second-team All-SEC selection by AP...returned a blocked field goal 90 yards for a touchdown vs. Georgia...recorded a pair of interceptions to preserve a 14-9 victory against Mississippi State...started every game during his freshman year...had 31 solo tackles (39 total), one sack and one interception...returned 12 punts for 151 yards...registered nine tackles and two pass break-ups versus Auburn...recorded 42-yard interception return against Florida in the SEC Championship Game...majored in business management.

PERSONAL: Played both offense and defense in high school...accounted for 1,800 yards of offense and 18 touchdowns as a senior quarterback while leading South Panola High School to the 5A state championship in 1992...was high school teammate of Minnesota Vikings linebacker and former Alabama defender Dwayne Rudd...is the son of Willie and Lena Townsend...daughter, Shaylon D'Mia Townsend (3/30/96)...Full name: Trevor Deshea Townsend.

TOWNSEND'S CAREER STATISTICS

TACKLES	Solo	AT	Total	Sp.T.	Sacks	FF	FR	INTERCEPTIONS	No.	Yds.	Avg.	LG	TD
1998 Pittsburgh (AFC)	9	0	9	3	0.0	0	0	1998 Pittsburgh (AFC)	0	0	0.0	—	0
1999 Pittsburgh (AFC)	23	8	31	9	0.0	0	0	1999 Pittsburgh (AFC)	0	0	0.0	—	0
2000 Pittsburgh (AFC)	18	2	20	14	3.5	0	0	2000 Pittsburgh (AFC)	0	0	0.0	—	0
NFL Totals (3 years)	50	10	60	26	3.5	0	0	NFL Totals (3 years)	0	0	0.0	—	0

TOWNSEND'S GAME-BY-GAME STATISTICS

2000		Sack/							
Date	Opponent	T	AT	TOT	YDS	INT	PD	FF	FR
9/3	BALTIMORE	0	0	0	0.0/0	0	0	0	0
9/17	at Cleveland	2	0	2	0.0/0	0	0	0	0
9/24	TENNESSEE	1	0	1	0.0/0	0	0	0	0
10/1	at Jacksonville	3	0	3	1.0/6	0	2	0	0
10/8	at N.Y. Jets	4	0	4	0.0/0	0	2	0	0
10/15	CINCINNATI	0	1	1	0.0/0	0	1	0	0
10/22	CLEVELAND	1	0	1	0.0/0	0	1	0	0
10/29	at Baltimore	1	0	1	0.0/0	0	0	0	0
11/5	at Tennessee	0	0	0	0.0/0	0	2	0	0
11/12	PHILADELPHIA	3	0	3	0.0/0	0	0	0	0
11/19	JACKSONVILLE	0	1	1	0.0/0	0	0	0	0
11/26	at Cincinnati	1	0	1	1.0/7	0	0	0	0
12/3	OAKLAND	1	0	1	0.0/0	0	1	0	0
12/10	at N.Y. Giants	0	0	0	0.0/0	0	0	0	0
12/16	WASHINGTON	1	0	1	0.0/0	0	0	0	0
12/24	at San Diego	0	0	0	1.5/9.5	0	0	0	0
SEASON TOTALS		18	2	20	3.5/22.5	0	9	0	0

TOWNSEND'S GAME-BY-GAME STATISTICS (cont.)

1999		Sack/							
Date	Opponent	T	AT	TOT	YDS	INT	PD	FF	FR
9/12	at Cleveland	0	0	0	0/0	0/0	0	0	0
9/19	at Baltimore	1	0	1	0/0	0/0	1	0	0
9/26	SEATTLE	1	0	1	0/0	0/0	0	0	0
10/3	JACKSONVILLE	0	0	0	0/0	0/0	0	0	0
10/10	at Buffalo	1	0	1	0/0	0/0	0	0	0
10/17	at Cincinnati	1	1	2	0/0	0/0	2	1	0
10/25	ATLANTA	3	0	3	0/0	0/0	0	0	0
11/7	at San Francisco	0	0	0	0/0	0/0	0	0	0
11/14	CLEVELAND	0	0	0	0/0	0/0	0	0	0
11/21	at Tennessee	3	1	4	0/0	0/0	1	0	0
11/28	CINCINNATI	3	3	6	0/0	0/0	0	0	0
12/2	at Jacksonville	5	2	7	0/0	0/0	0	0	0
12/12	BALTIMORE	0	0	0	0/0	0/0	2	0	0
12/18	at Kansas City	1	0	1	0/0	0/0	0	0	0
12/26	CAROLINA	2	0	2	0/0	0/0	2	0	0
1/2	TENNESSEE	2	1	3	0/0	0/0	0	0	0
SEASON TOTALS		23	8	31	0/0	0/0	8	1	0

84

TUMAN



6-4, 252

JERAME TUMAN**TIGHT END**

(Jer a MEE TOO man)

HEIGHT- 6-4

WEIGHT- 252

COLLEGE- Michigan

BIRTHDATE- March 24, 1976

BIRTHPLACE- Liberal, Kan.

HOW ACQUIRED- Draft (5th in 1999)

NFL EXPERIENCE- 3rd Year

GAMES PLAYED-STARTED- '99 (7-0), '00 (16-1)

CAREER TOTALS: 23-1

PRO: Saw most of his playing time on special teams...seemingly recovered from his knee surgery in '99 (Nov. 2)...performed well enough in the preseason to earn one of the three tight-end spots on the Steelers final roster. **2000:** Had one reception for 19 yards during the preseason...played in the season-opener versus Baltimore (9/3)...saw considerably more action at Jacksonville (10/1) because of the injury to Mark Bruener...registered one special-teams tackle versus Cleveland (10/22). **1999:** Played in seven games...played on special teams and in some short-yardage situations in season-opener at Cleveland (9/12)...played exclusively on special teams the next two games...saw some time from scrimmage versus Jacksonville (10/3)...suffered a season-ending torn (right) anterior cruciate ligament in the first half of the Monday Night game versus Atlanta (10/25)...was placed on the injured reserve list Oct. 27.

COLLEGE: Ranks 11th on the school's all-time receiving list with 98 catches and 13th in yardage with 1,279 yards and 13 touchdowns...was an effective receiver who caught at least one pass in 33 of his last 35 games...earned consensus All-Big Ten first-team honors...started 12 games in 1998 and caught 27 passes for 247 yards (9.1 avg.) and two touchdowns as a senior...was a first-team *Football News* All-



America, and a third-team selection by *The Sporting News* as a junior...voted a consensus first-team All Big Ten choice...started 10-of-11 games...caught 29 passes for 437 yards and five touchdowns...caught five passes for 126 yards versus Colorado, the second-most yards ever gained by a Michigan tight end in a single game...was a first-team All-Big Ten selection in 1996...caught a career-high 33 passes for 524 yards (15.9 avg.) and five touchdowns...appeared in three games and started three as a freshman...majored in movement science, enrolled in Division of Kinesiology.

PERSONAL: Was a *Prep Football Report* All-America and All-Midlands selection as a defensive end and tight end at Liberal (Kansas) High...rated the fifth best tight end prospect in the nation by *Blue Chip Illustrated*...had 71 receptions for 1,441 yards and 19 touchdowns, while collecting 26 sacks with 11 interceptions during his three-year career...caught 15 passes for 280 yards and recorded 68 tackles with eight sacks, five fumble recoveries and four interceptions as a senior...was a two-time All-Area and All-Conference pick in basketball...averaged 17.5 points and 14.6 rebounds as a senior...lettered in track, competing in the discus, triple jump and sprint relays...born in Liberal, Kansas...Full name: Jerame Dean Tuman.

TUMAN'S CAREER STATISTICS

RECEIVING	No.	Yds.	Avg.	LG	TD
1999 Pittsburgh (AFC)	0	0	0.0	—	0
2000 Pittsburgh (AFC)	0	0	0.0	—	0
NFL Totals (2 years)	0	0	0.0	—	0

65

TYLSKI



6-4, 306

RICH TYLSKI**GUARD**

(Pronounced TILL-skee)

HEIGHT-6-4**WEIGHT**-306**COLLEGE**-Utah State**BIRTHDATE**-February 27, 1971**BIRTHPLACE**-San Diego, Calif.**HOW ACQUIRED**-Unrestricted Free Agent ('00)**NFL EXPERIENCE**-6th Year**GAMES PLAYED-STARTED**- '94 (ps), '95 (ps), '96 (16-7), '97 (13-13), '98 (12-8), '99 (10-8), '00 (16-16)**CAREER TOTALS**: 67-52**STEELERS TOTALS**: 16-16

PRO: Is a tough competitor who has emerged as a solid starting right guard...can play guard and center...was one of the Steelers top free-agent acquisitions prior to the 2000 season...acquired as an unrestricted free agent from Jacksonville Feb. 29, 2000...was in and out of the Jacksonville's lineup along with the departed Brian DeMarco during his last three seasons...served on the practice squads in New England (1994) and Jacksonville (1995) before playing in his first NFL game in '96...joined the Jaguars during the 1995 training camp after being claimed on waivers from the Patriots. **2000:** Started all 16 games at right guard...helped the offense finish as the fourth-best rushing team in the NFL, one of only 10 teams to compile more than 2,000 yards rushing...made his first start as a Steeler versus Baltimore (9/3)...started his second straight game at right guard at Cleveland (9/17)...helped pave the way for Jerome Bettis' first 100-yard game of the season...earned his fourth start of the season at Jacksonville (10/1)...helped the offense compile 209 yards rushing, the highest rushing total since last year's season-opener at Cleveland...was instrumental in the success of the Steelers rushing production at N.Y. Jets (10/8) that yielded a 100-yard performance by Jerome Bettis...started his sixth consecutive game at right guard versus Cincinnati (10/15)...helped pave the way for Jerome Bettis' third consecutive 100-yard game and fourth of the season versus Cleveland (10/22)...started his eighth straight game at Baltimore (10/29)...started his ninth consecutive game at Tennessee (11/5)...started his 10th straight game versus Philadelphia (11/12)...helped pave the way for Jerome Bettis' fifth 100-yard rushing performance of the season...made his 11th consecutive start versus Oakland (12/3)...helped pave the way for Jerome Bettis' sixth 100-yard rushing performance of the season...was instrumental in Jerome Bettis' seventh 100-yard rushing performance versus Washington (12/16). **1999:** Started and played entire game at left guard with Ben Coleman sidelined at San Francisco (9/12), his fourth start at left guard in career...started and played entire game at left guard in 30th start of career at Carolina (9/19)...received game ball along with rest of offensive line and tight ends after team-record 214 rushing yards...started and played entire game at left guard versus Tennessee (9/26)...moved back to right guard to start there for the first time since 11/29/98 at Cincinnati versus Pittsburgh (10/3) when Ben Coleman returned to starting lineup at left guard...started and played entire game at right guard at N.Y. Jets



(10/10)...started and played entire game at right guard versus Cleveland (10/17)...started at right guard and played until middle of fourth quarter, leaving game with fractured left foot, at Cincinnati (10/31)...was inactive on Friday (foot) at Atlanta (11/7)...was inactive on Friday (foot) versus Baltimore (11/14)...was inactive on Friday (foot) versus New Orleans (11/21)...was inactive on Friday (foot) at Baltimore (11/28)...was inactive on Wednesday (foot) versus Pittsburgh (12/2)...was inactive on Monday in Monday night game versus Denver (12/13)...played on special teams and goal-line offense in first game back in seven weeks following broken foot at Cleveland (12/19)...played most of second half at left guard, replacing Ben Coleman, at Tennessee (12/26)...was the 50th game of career...made seventh career start at left guard, his first since Week 2 and 36th start of career versus Cincinnati (1/2)...started and played entire game at left guard in fifth postseason start and fifth postseason game of career versus Miami (1/15)...started and played entire game at left guard versus Tennessee (1/23). **1998:** Played in 12 games, making eight starts in the middle of the season...underwent arthroscopic surgery on his right knee on Aug. 17 after experiencing pain and swelling and sat out the final two preseason games...was inactive for the season opener and dressed but did not play for the next two games...got his first action of the season on field goal and extra point units on Sept. 27 at Tennessee...played on special teams Oct. 12 vs. Miami, then made his first start of the season Oct. 18 at Buffalo...started the next seven games at right guard, then moved to left guard Nov. 29 at Cincinnati when Ben Coleman moved to tackle to replace an injured Tony Boselli...started at left guard the following week vs. Detroit when Fred Taylor ran for a club-record 183 yards...was inactive with a shoulder injury Dec. 13 vs. Tennessee, then did not start due to the sore shoulder Dec. 20 at Minnesota but played right guard for two series when Leon Searcy was sidelined and DeMarco had moved to tackle...did not start the season finale vs. Pittsburgh but played the last 2½ quarters at right guard after Searcy left the game again...dressed but did not play for both postseason games. **1997:** Started all 13 regular-season games played at right guard...missed three games with a hip flexor/quadriceps injury...beat out Brian DeMarco in a training camp battle to retain his starting role...played every snap for nine of the first 10 games of the season, missing a quarter and a half in Game 2 on Sept. 7 vs. New York Giants...earned offensive game balls along with the rest of the offensive line Oct. 12 vs. Cincinnati (with RB James Stewart) and Nov. 9 vs. Kansas City...moved to left guard in a line shuffle when Tony Boselli was injured in the final series Nov. 2 at Tennessee...made his first start at left guard Nov. 9 vs. Kansas City with Boselli still out, and again the next week vs. Tennessee...suffered a strained hip flexor/quadriceps in practice on Nov. 20 and did not play the next three games, ending his streak of 18 consecutive regular-season games started...returned to the starting lineup for the first time in four weeks Dec. 14 at Buffalo and played the entire game at right guard...earned his third game ball of the season along with the offensive line...started and played the entire game at right guard in the Dec. 27 Wild-Card playoff at Denver. **1996:** Saw the first regular-season action of his NFL career, playing in all 16 games and starting seven times...earned a job on the 53-man roster during the preseason and played on special teams the first nine games...made his first NFL start Nov. 10 vs. Baltimore at right guard for an injured Brian DeMarco, then started the final seven regular-season games and the three playoff contests...received an offensive game ball along with the rest of the offensive line Dec. 1 vs. Cincinnati, when he played a good game against Dan Wilkinson...suffered a neck burner that forced him out of three games late in the



season (Nov. 17 at Pittsburgh, Dec. 1 vs. Cincinnati and Dec. 15 vs. Seattle). **1995:** Joined Jaguars during training camp on July 26 after being claimed on waivers from the New England Patriots...played in four of the Jaguars five preseason games, missing only the Hall of Fame game...waived on Aug. 27 and signed to the practice squad the next day...was on the practice squad the entire season. **1994:** Spent all of 1994 on the Patriots practice squad after signing as an undrafted free agent on April 25...waived Aug. 20 and re-signed to New England's practice squad on Aug. 30...practiced some at center.

COLLEGE: Was a four-year letterman...earned All-Big West Conference first-team honors as a senior in 1993...started 10-of-11 games at left guard and played on an offensive line that was responsible for an offense that gained 442.1 yards per game...played left guard as a junior, despite suffering a spine contusion versus Baylor and an ankle sprain versus Kansas State...saw limited playing time at guard and tackle as a sophomore...suffered from a case of mononucleosis in the spring of 1990, which set back his progress...returned to football in the fall of 1990 but received only limited playing time...redshirted as a freshman in 1989...graduated in 1994 with a degree in sociology with an emphasis in law.

PERSONAL: Married (Jane) with sons Joshua (8/20/92), Jordan (9/30/96) and Jacob (11/5/00), who was born during a game against the Tennessee Titans...lives in Jacksonville...attended Madison High in his native San Diego...earned first-team All-Eastern League honors as a two-way lineman...is a frequent speaker at area churches and elementary schools...is active with Fellowship of Christian Athletes...Full name: Richard Lee Tylski.

67

VON
OELHOFFEN

6-3, 297

KIMO von OELHOFFEN

DEFENSIVE LINE

(Pronounced KEE-moe von OHL-hoffen)

HEIGHT-6-3

WEIGHT-297

COLLEGE-Boise State

BIRTHDATE-January 30, 1971

BIRTHPLACE-Kaunakakai, Hawaii

HOW ACQUIRED-Unrestricted Free Agent ('00)

NFL EXPERIENCE-8th Year

GAMES PLAYED-STARTED- '94 (8-0), '95 (16-1), '96 (11-1), '97 (13-13), '98 (16-16), '99 (16-5), '00 (16-16)

NFL TOTALS: 96-52

STEELERS TOTALS: 16-16

PRO: Was one of several free-agent acquisitions that played a key role for the Steelers in 2000...was the Steelers first acquisition in the free agency period last year and proved to be a valuable addition...signed as an unrestricted free agent from Cincinnati Feb. 18, 2000...is a strong and stocky player with enough athletic ability to play anywhere on the defensive line...has forged a solid NFL career from background which included no high school football experience and Division I-AA



action at the college level. **2000:** Started all 16 games at nose tackle and had an All-Pro-caliber season...finished with 52 total tackles (38 solo stops) and one sack...also was credited with three pass defenses and a forced fumble...logged 51 defensive plays versus Baltimore (9/3)...registered three total tackles (all assists)...also was credited with three quarterback hurries/pressures...played 36 defensive snaps at Cleveland (9/17)...finished with two solo stops...also was credited with two quarterback hurries/pressures...played 41 defensive plays versus Tennessee (9/24)...finished with seven total tackles, including four solos...also was credited with an assist for no gain...had an exceptional game at Jacksonville (10/1)...was credited with just two tackles and two quarterback hurries/pressures but was very disruptive...continued his solid play versus Cleveland (10/15)...logged 46 defensive snaps...was credited with four total tackles (three solos)...also recorded a quarterback hurry/pressure and one pass defense...logged four total tackles (three solos) versus Cleveland (10/22)...also was credited with one quarterback hurry/pressure...was solid anchoring the defensive front at Baltimore (10/29)...logged 39 plays...finished with two tackles...also was credited with three quarterback hurries/pressures and a pass defended...played another tough, physical game at Tennessee (11/5)...logged 60 defensive snaps...finished with six total tackles...also was credited with one quarterback hurry/pressure and 1½ tackles for losses of two yards...logged 58 defensive plays versus Philadelphia (11/12)...finished with four total tackles, including his first sack as a Steeler...also was credited with three quarterback hurries/pressures...logged 57 defensive plays versus Jacksonville (11/19)...finished with two solo tackles...also was credited with two quarterback hurries/pressures...played 49 defensive snaps at Cincinnati (11/26)...finished with three tackles...also was credited with one quarterback hurry/pressure...logged 60 defensive plays versus Oakland (12/3)...finished with five total tackles...also had one key pass defense on Oakland's final drive of the game...logged 41 defensive plays versus Washington (12/16)...finished with one tackle...also was credited with a quarterback hurry/pressure and one caused fumble...played 41 defensive snaps at San Diego (12/24)...finished with two tackles...also was credited with three quarterback hurries/pressures. **1999:** Had his top overall effort of season in starting role for victory versus Cleveland (12/6) with a sack, a forced fumble, a fumble recovery and four tackles (three solo)...stopped Marc Edwards for no gain at Cincinnati 11, forced a fumble and made recovery at the 11 in second quarter of that game with Bengals protecting 17-7 lead...sacked Tim Couch for minus-8 yards in fourth quarter...led line in tackles as defense allowed only 11 net rushing yards, fewest in Bengals history...posted season-high five tackles (4 solo) in reserve role versus Baltimore (11/21), tying for line lead...was elevated to the starting left defensive tackle position the following week at Pittsburgh (11/28)...had two solo tackles in victory at Pittsburgh...registered his first sack of season for minus-7 yards against Kordell Stewart in second quarter versus Pittsburgh (10/17)...sacked Mark Brunell for minus-10 yards in second quarter versus Jacksonville (10/31)...pressured Jeff Garcia against San Francisco (12/5), helping force first-quarter interception by John Copeland...closed the season at Jacksonville (1/2) with three solo tackles and a five-yard sack of Jay Fiedler in second quarter. **1998:** Started every game for the first time in his five-year career in '98, and posted career highs in total tackles (45) and solos (36)...ranked second on defensive line in tackles (45) behind DE Michael Bankston...led defensive line in passes defended (3)...led line in tackles in three games — Sept. 6 vs. Tennessee (5 solo), Oct. 18 at

Tennessee (6 solo) and Oct. 25 at Oakland (5 solo)...broke up third-down pass from Jim Harbaugh intended for Priest Holmes in second quarter Nov. 22 vs. Baltimore, forcing Ravens punt. **1997:** Despite missing three games, finished as line's second-leading tackler with 42 (32 solo) behind only John Copeland...led line in tackles for four games in a five-game stretch before missing next three games with ankle injury...led line with 5 tackles (4 solo) at Tennessee (10/12) and also led line the next two weeks with 6 tackles (5 solo) versus Pittsburgh (10/19) and season-high eight tackles (6 solo) at N.Y. Giants (10/26)...had two solos versus San Diego (11/2) and came back to lead line again at Indianapolis (11/9) with four tackles (2 solo) despite suffering ankle injury in that game...returned from injury to start season's final two games, recording two solo tackles versus Dallas (12/14) and two tackles (one solo) versus Baltimore (12/21)...started games 1-10 and 14-16...suffered ankle sprain in Game 10 at Indianapolis (11/9) and on weekly inactive list due to injury for Games 11-13. **1996:** Recorded 17 total tackles, including 14 solos and one for loss, more than doubled total of eight from 1995 season...came up big in starting assignment in victory at Houston (12/15), taking part in two sacks and leading line with seven tackles (5 solo and 1 for loss)...teamed with Tim Morabito to sack Chris Chandler for no gain in third quarter and teamed with Corey Sawyer to drop Steve McNair for five-yard loss in fourth quarter...also had a deflected pass...led line with three solo tackles at San Diego (9/8), filling in at both tackle positions...led line with three solos in comeback victory at Baltimore (11/3)...started game at right tackle for injured Tim Johnson...was on weekly inactive list for Games 1, 4, 7-8 and 11...also was inactive for Game 7 at San Francisco due to shoulder strain. **1995:** Played as reserve in Games 1-3 and 5-16...started at right defensive tackle in Game 4 versus Houston (9/24) for injured Keith Rucker...had two solo tackles in three games—versus Pittsburgh (11/19), at Cleveland (12/17) and versus Minnesota (12/24)...had two tackles (1 solo) and a batted pass at Jacksonville (11/26)...had two games with more than 20 snaps—22 versus Jacksonville (9/10) and season-high 46 versus Minnesota (12/24)...was credited by coaches with major contribution on kickoff return team, where he was a starter most of the year. **1994:** Had two solo tackles in NFL debut at San Diego (9/11)...played in Games 2-6, 10, 13 and 15...was on inactive list for Games 1, 7-9, 11-12, 14 and 16.

COLLEGE: Began college career in 1990 at University of Hawaii, but transferred to Walla Walla (Wash.) J.C. in 1991 and to Boise State in 1992...played only half the season in '92 due to a stress fracture in foot, but had two sacks, four tackles for loss and a fumble recovery...was slowed in his senior season by a sprained ankle, but still recorded four sacks, four tackles for loss and five passes defended...drafted by Bengals in 6th round (162nd overall).

PERSONAL: Hometown is Kaunakakai, Hawaii...attended Molokai High School, which did not field a football team...married (Tondi) with two daughters, Jalyn (7) and Kamri (2)...father is German-Hawaiian, and his mother is Hawaiian-Portuguese...Full name: Kimo von Oelhoffen.



VON OELHOFFEN'S GAME-BY-GAME STATISTICS

2000		Sack/							
Date	Opponent	T	AT	TOT	YDS	INT	PD	FF	FR
9/3	BALTIMORE	0	3	3	0.0/0	0	0	0	0
9/17	at Cleveland	2	0	2	0.0/0	0	0	0	0
9/24	TENNESSEE	4	3	7	0.0/0	0	0	0	0
10/1	at Jacksonville	2	0	2	0.0/0	0	0	0	0
10/8	at N.Y. Jets	2	0	2	0.0/0	0	0	0	0
10/15	CINCINNATI	3	1	4	0.0/0	0	0	0	0
10/22	CLEVELAND	3	1	4	0.0/0	0	0	0	0
10/29	at Baltimore	2	0	2	0.0/0	0	1	0	0
11/5	at Tennessee	5	1	6	0.0/0	0	0	0	0
11/12	PHILADELPHIA	3	1	4	1.0/3	0	0	0	0
11/19	JACKSONVILLE	2	0	2	0.0/0	0	0	0	0
11/26	at Cincinnati	3	0	3	0.0/0	0	0	0	0
12/3	OAKLAND	5	0	5	0.0/0	0	1	0	0
12/10	at N.Y. Giants	1	2	3	0.0/0	0	0	0	0
12/16	WASHINGTON	0	1	1	0.0/0	0	0	1	0
12/24	at San Diego	1	1	2	0.0/0	0	0	0	0
SEASON TOTALS		38	14	52	1.0/3	0	2	1	0

VON OELHOFFEN'S CAREER STATISTICS

TACKLES	Solo	AT	Total	Sp.T.	Sacks	FF	FR
1994 Cincinnati (AFC)	2	0	2	0	0.0	0	0
1995 Cincinnati (AFC)	7	1	8	0	0.0	0	0
1996 Cincinnati (AFC)	15	2	17	0	1.0	0	0
1997 Cincinnati (AFC)	32	10	42	0	0.0	0	0
1998 Cincinnati (AFC)	36	9	45	0	0.0	0	0
1999 Cincinnati (AFC)	24	2	26	0	4.0	1	1
2000 Pittsburgh (AFC)	38	14	52	0	1.0	1	0
NFL Totals (7 years)	154	38	192	0	6.0	2	1
Steelers Totals (1 Year)	38	14	52	0	1.0	1	0



86

WARD



6-0, 200

HINES WARD**WIDE RECEIVER**

HEIGHT-6-0

WEIGHT-200

COLLEGE-Georgia

BIRTHDATE-March 8, 1976

BIRTHPLACE-Forest Park, Ga.

HOW ACQUIRED-Draft (3rd in 1998)

NFL EXPERIENCE-4th Year

GAMES PLAYED-STARTED-'98 (16-0), '99 (16-14), '00 (16-15)

CAREER TOTALS: 48-29

PRO: Has blossomed into a quality receiver...is a versatile athlete who had started at flanker, tailback, quarterback and split end, and handled punt and kickoff returns during his college career...has an outstanding ability to run after the catch, making him a threat to score every time he touches the ball...is a crafty receiver who has a knack for getting open and making big catches. **2000:** Had another solid season, leading the team in receptions for the second straight year...finished with 48 receptions for 672 yards and four TDs...also rushed for 53 yards on four carries...finished with two receptions for 27 yards versus Baltimore (9/3)...also returned one kickoff for 23 yards...made his first start of the season at Cleveland (9/17) for the injured Troy Edwards...had a productive day, leading the team with five receptions for 75 yards, including a 31-yard catch...also nearly broke a kickoff return for a TD, recording a 57-yard return...earned his second start of the season versus Tennessee (9/24) and responded with a very productive day...led the team with five receptions for 59 yards...also returned three kickoffs for 69 yards, a 23-yard average, including a long of 31 yards...was credited with one solo special-teams tackle...caught two passes for 23 yards at Jacksonville (10/1), including a long of 15 yards...also had one special-teams tackle...had two receptions for 18 yards at N.Y. Jets (10/8)...also was credited with one solo stop...made a spectacular catch and run on the second play of the game versus Cincinnati (10/15) to give the Steelers an early 7-0 lead, a 77-yard play that was the longest pass play by the Steelers since the 1994 season...finished with two catches for 91 yards...caught one pass for five yards versus Cleveland (10/22)...was credited with one tackle on special teams...had another big game for the Steelers at Baltimore (10/29), including an outstanding 45-yard TD reception on which he leaped over a Ravens defender and wrestled away the ball as he stepped into the end zone...finished with two receptions for 55 yards...caught one pass for seven yards at Tennessee (11/5)...made a bruising tackle on Derrick Mason on a kick return when it appeared Mason might go the distance...finished with two catches for 22 yards versus Philadelphia (11/12)...also had one special-teams assist...had another big play in the passing game versus Jacksonville (11/19)...caught a Kordell Stewart pass and raced 22 yards for a 32-yard TD reception, his third TD of the season...finished with three receptions for 60 yards...also returned two kickoffs for 47 yards, including a 26 yarder...led the team with four receptions for 70 yards at Cincinnati (11/26), including a 34-yard TD...also had two carries for 38 yards, including a 23-yard



reverse...threw a key block on Mark Bruener's TD catch...led the team for the second consecutive week with four receptions for 36 yards versus Oakland (12/3)...also had one run for three yards...tied Bobby Shaw with a team-high six receptions for 64 yards at N.Y. Giants (12/10)...had a long of 23...tied Bobby Shaw with a team-high three receptions versus Washington (12/16)...totaled 31 yards...also rushed for 12 yards on a reverse...was credited with one special-teams assist...caught four passes 36 yards at San Diego (12/24). **1999:** Tied for the team lead with Troy Edwards with 61 receptions for 638 yards...averaged 10.5 yards a reception and scored a team-high seven TD receptions...also had one punt return for two yards and one kickoff return for 24 yards...also served as a valuable member of the special-teams...started in 14-of-16 games...led the team with a 16.4-yard-per-reception average...displayed his big-play capabilities in season-opener at Cleveland (9/12)...had the longest reception in the game, connecting with Kordell Stewart on a 42-yard gain that led to Steelers second TD...finished the game with three catches for 51 yards and a TD...scored on a one-yard pass from Mike Tomczak for the Steelers final TD in the fourth quarter, Ward's first career TD...started his second straight game at wide receiver at Baltimore (9/19)...finished with two receptions for 31 yards, a team-high 15.5 yards a catch...also had his first run of the season, a three-yard gain on a reverse...finished with two catches for 18 yards versus Seattle (9/26)...also was credited with a special-teams tackle and a tackle on an interception...caught two passes for 19 yards versus Jacksonville (10/3)...had one of his best days as a pro, finishing with a team-high six receptions for 67 yards and a TD, at Buffalo (10/10)...scored the team's first offensive TD in two games...also was nailed for a five-yard loss on a reverse...had three receptions for 18 yards at Cincinnati (10/17)...tied two other players—Courtney Hawkins and Will Blackwell—for team lead with three receptions in Monday Night game against Atlanta (10/25)...totaled 28 receiving yards...finished with four catches for 31 yards at San Francisco (11/7)...had a nifty 13-yard TD reception to give the Steelers a 14-3 first-half lead, leaping over a defender to gather the Kordell Stewart pass...collected a team-high four receptions for 39 yards versus Cleveland (11/14)...finished with three catches for 20 yards at Tennessee (11/21)...also registered one special-teams tackle...had his best day as a pro, setting career single-game highs for receptions and receiving yardage, versus Cincinnati (11/28)...caught seven passes, tying Troy Edwards for team honors, for a team-high 89 yards...scored his fourth TD reception of the season to lead the team in that category...also made a possible touchdown-saving tackle on a kickoff return by Tremain Mack...tied Bobby Shaw for team honors with four receptions for 35 yards, including a long of 25 yards, at Jacksonville (12/2)...caught three passes for 43 yards, including a 21-yard TD pass from Jerome Bettis versus Baltimore (12/12)...averaged 14.3 yards a reception...finished with four receptions for 41 yards, including a long of 17, at Kansas City (12/18)...reached the 50-reception mark for the season...led the team with five receptions for 40 yards and a touchdown against Carolina (12/26)...also had one punt return for two yards...finished with six catches for 68 yards and one TD despite suffering a fracture in his lower back in the first half versus Tennessee (1/2)...returned one kickoff for 24 yards. **1998:** Finished the season with 15 catches for 246 yards...averaged a team-high 16.4 yards a reception...also had one carry for 13 yards and completed a pass to Kordell Stewart for 17 yards...registered 28 total special-teams tackles, which ranked second on the team (one shy of leader John Fiala's 29)...was credited with four downed punts inside the 10-yard line and two saved punts inside the 20 (one at the



one-yard line)...had the first reception of his career in the season-opener at Baltimore (9/6), a 12-yard pass from Kordell Stewart...sparkled on special teams, registering three solo tackles versus Chicago (9/13)...did not have any receptions...produced one of the few offensive bright spots at Miami (9/20) with a nifty pass-and-catch for 18 yards...had one special-teams tackle...was brilliant on special teams against Seattle (9/27) and tied Donta Jones with a team-high two solo special-teams tackles...produced another strong special-teams performance at Cincinnati (10/11)...was credited with two special-teams tackles...also made an excellent play by downing a fourth-quarter Josh Miller punt at the Cincinnati one-yard line that ultimately led to a Steelers' go-ahead field goal late in the game...displayed a glimpse of his vast talents at Kansas City (10/26), throwing a pass to Kordell Stewart for a 17-yard gain and a first down that eventually led to a field goal...also registered one solo special-teams tackle...lined up on several four-receiver sets...had the best day at that point of his rookie season on offense against Green Bay (11/9), catching two passes for 56 yards...had a spectacular catch-and-run covering 45 yards late in the second quarter that led to a Steelers touchdown...made a key block on Kordell Stewart's 30-yard run in the first quarter that set up a Steelers' touchdown...also had five special-teams tackles, including three solo stops...had a productive day as a receiver and on the special teams at Tennessee (11/15)...caught two passes for 21 yards...registered two special-teams tackles...produced another "big play" on special teams, nailing Tennessee punter Craig Hentrich for a one-yard loss on a fake punt attempt...continued to display his vast talents while blossoming into a fine receiver against Jacksonville (11/22)...finished with two catches for 26 yards...also was credited with one special-teams tackle...played well on special teams and as a receiver at Detroit (11/26)...led the team with four total special-teams tackles, including two solo stops...also had two receptions for 35 yards, including a long play of 25 yards...collected two receptions for 19 yards versus New England (12/6)...had another strong game on the special teams, finishing with three special-teams tackles (two solos)...had an outstanding leaping catch at Tampa Bay (12/13), his only one of the game, for 18 yards...sparkled on special teams versus Cincinnati (12/20)...had one reception for 17 yards...ran one reverse for 13 yards, his first carry of the season...made a sensational play on a punt, keeping the ball out of the end zone in the second quarter and downing it at the two-yard line that helped lead to a Steelers' touchdown when Carnell Lake returned an interception 27 yards for the score...had one catch for 24 yards in the season-finale at Jacksonville (12/28).

COLLEGE: Finished his career ranked second in school history with 144 receptions...had 1,965 career receiving yards to rank third in team history...gained 3,870 all-purpose yards, second only to Herschel Walker (5,749)...was a 1997 All-American choice by *The Poor Man's Guide to the NFL Draft*...earned All-Southeastern Conference honors as a senior...led team with 55 receptions for 715 yards and six touchdowns...caught five passes for 99 yards and rushed three times for 66 yards against Northeast Louisiana...caught six passes for 102 yards and two TDs against Georgia Tech...had 12 receptions for 154 yards against Wisconsin in the Outback Bowl...was a 1996 Academic All-SEC pick...caught 52 passes for 900 yards (17.3 avg.) and five touchdowns...gained 170 yards on 26 carries, returned five punts for 47 yards and 13 kickoffs for 234 yards...named SEC Offensive Player of the Week after catching nine passes for 175 yards and a score...added 46 yards on eight rushes and a 30-yard kickoff return versus Auburn...started first two games in 1995 at flanker before moving to tailback for the third game, to quarterback for the fourth

game, back to tailback for the seventh game, and then returned to quarterback for the final three contests...selected to the All-SEC Freshman team by the *Knoxville News-Sentinel*...earned bachelor's degree in consumer economics.

PERSONAL: Earned All-American honors from *Super Prep*, *Blue Chip Illustrated* & *USA Today*, and added All-State & Super Southern Top 100 honors at Forest Park (Ga.) High...was a two-time Clayton County Offensive Player of the Year...rushed for 1,111 yards and 14 touchdowns and completed 122-of-204 passes for 1,575 yards and 14 scores as a quarterback during his senior season...threw for 3,581 yards and 38 scores and rushed for 2,500 yards and 29 touchdowns during his three-year career...lives in Forest Park, Georgia...Full name: Hines Ward Jr.

Ward's Career Single-Game Highs

Regular Season

Receptions- 7 (11/28/99 vs. Cincinnati)

Yards Receiving- 91 (10/15/00 vs. Cincinnati)

Longest Reception- 77t (10/15/00 vs. Cincinnati)

TDs Receiving- 1 (Several times, Last: 11/26/00 at Cincinnati)

Longest KO Return- 57 (9/17/00 at Cleveland)

WARD'S GAME-BY-GAME STATISTICS

2000	RECEIVING						RUSHING					
	DATE	OPPONENT	No.	Yds.	Avg.	Lg.	TD	No.	Yds.	Avg.	TD	Lg.
	9/3	BALTIMORE	2	20	10.0	13	0	0	0	0.0	0	—
	9/17	at Cleveland	5	75	15.0	31	0	0	0	0.0	0	—
	9/24	TENNESSEE	5	59	11.8	17	0	0	0	0.0	0	—
	10/1	at Jacksonville	2	23	11.5	15	0	0	0	0.0	0	—
	10/8	at N.Y. Jets	2	18	9.0	15	0	0	0	0.0	0	—
	10/15	CINCINNATI	2	91	45.5	77 t	1	0	0	0.0	0	—
	10/22	CLEVELAND	1	5	5.0	5	0	0	0	0.0	0	—
	10/29	at Baltimore	2	55	27.5	45 t	1	0	0	0.0	0	—
	11/5	at Tennessee	1	7	7.0	7	0	0	0	0.0	0	—
	11/12	PHILADELPHIA	2	22	11.0	14	0	0	0	0.0	0	—
	11/19	JACKSONVILLE	3	60	20.0	32 t	1	0	0	0.0	0	—
	11/26	at Cincinnati	4	70	17.5	34 t	1	2	38	19.0	0	23
	12/3	OAKLAND	4	36	9.0	16	0	1	3	3.0	0	3
	12/10	at N.Y. Giants	6	64	10.7	23	0	0	0	0.0	0	—
	12/16	WASHINGTON	3	31	10.3	13	0	1	12	12.0	0	12
	12/24	at San Diego	4	36	9.0	12	0	0	0	0.0	0	—
	SEASON TOTALS		48	672	14.0	77 t	4	4	53	13.3	0	23

Date	Opponent	KICKOFF RETURNS						PUNT RETURNS					
		No.	Yds.	Avg.	Lg.	TD		No.	FC Yds.	Avg.	Lg.	TD	
9/3	BALTIMORE	1	23	23.0	23	0		0	0	0.0	—	0	
9/17	at Cleveland	1	57	57.0	57	0		0	0	0.0	—	0	
9/24	TENNESSEE	3	69	23.0	31	0		0	0	0.0	—	0	
10/1	at Jacksonville	0	0	0.0	—	0		0	0	0.0	—	0	
10/8	at N.Y. Jets	0	0	0.0	—	0		0	0	0.0	—	0	
11/5	at Tennessee	0	-10	-10.0	-10	0		0	0	0.0	—	0	
11/19	JACKSONVILLE	2	47	23.5	26	0		0	0	0.0	—	0	
	SEASON TOTALS		7	186	26.6	57	0	0	0	0.0	—	0	

		RECEIVING					RUSHING				
1999		No.	Yds.	Avg.	Lg.	TD.	No.	Yds.	Avg.	Lg.	TD.
9/12	at Cleveland	3	51	17.0	42	1	0	0	0.0	0	0
9/19	at Baltimore	2	31	15.5	22	0	1	3	3.0	3	0
9/26	SEATTLE	2	18	9.0	10	0	0	0	0.0	0	0
10/3	JACKSONVILLE	2	19	9.5	11	0	0	0	0.0	0	0
10/10	at Buffalo	6	67	11.2	24	1	1	-5	-5.0	-5	0
10/17	at Cincinnati	3	18	6.0	13	0	0	0	0.0	0	0
10/25	ATLANTA	3	28	9.3	15	0	0	0	0.0	0	0
11/7	at San Francisco	4	31	7.8	13t	1	0	0	0.0	0	0
11/14	CLEVELAND	4	39	9.8	13	0	0	0	0.0	0	0
11/21	at Tennessee	3	20	6.7	9	0	0	0	0.0	0	0
11/28	CINCINNATI	7	89	12.7	34t	1	0	0	0.0	0	0
12/2	at Jacksonville	4	35	8.8	25	0	0	0	0.0	0	0
12/12	BALTIMORE	3	43	14.3	21t	1	0	0	0.0	0	0
12/18	at Kansas City	4	41	10.3	17	0	0	0	0.0	0	0
12/26	CAROLINA	5	40	8.0	12	1	0	0	0.0	0	0
1/2	TENNESSEE	6	68	11.3	15t	1	0	0	0.0	0	0
SEASON TOTALS		61	638	10.5	42	7	2	-2	-1.0	3	0

		RECEIVING					RUSHING				
1998		No.	Yds.	Avg.	Lg.	TD.	No.	Yds.	Avg.	Lg.	TD.
9/6	at Baltimore	1	12	12.0	12	0	0	0	0.0	0	0
9/13	CHICAGO	0	0	0.0	0	0	0	0	0.0	0	0
9/20	at Miami	1	18	18.0	18	0	0	0	0.0	0	0
9/27	SEATTLE	0	0	0.0	0	0	0	0	0.0	0	0
10/11	at Cincinnati	0	0	0.0	0	0	0	0	0.0	0	0
10/18	BALTIMORE	0	0	0.0	0	0	0	0	0.0	0	0
10/26	at Kansas City	0	0	0.0	0	0	0	0	0.0	0	0
11/1	TENNESSEE	0	0	0.0	0	0	0	0	0.0	0	0
11/9	GREEN BAY	2	56	28.0	45	0	0	0	0.0	0	0
11/15	at Tennessee	2	21	10.5	11	0	0	0	0.0	0	0
1/22	JACKSONVILLE	2	26	13.0	19	0	0	0	0.0	0	0
11/26	at Detroit	2	35	17.5	25	0	0	0	0.0	0	0
12/6	NEW ENGLAND	2	19	9.5	10	0	0	0	0.0	0	0
12/13	at Tampa Bay	1	18	18.0	18	0	0	0	0.0	0	0
12/20	CINCINNATI	1	17	17.0	17	0	1	13	13.0	13	0
12/28	at Jacksonville	1	24	24.0	24	0	0	0	0.0	0	0
SEASON TOTALS		15	246	16.4	45	0	1	13	13.0	0	0

WARD'S CAREER STATISTICS

RECEIVING						No.	Yds.	Avg.	LG	TD	RUSHING						No.	Yds.	Avg.	LG	TD	
1998 Pittsburgh (AFC)						15	246	16.4*	45	0	1998 Pittsburgh (AFC)						1	13	13.0	13	0	
1999 Pittsburgh (AFC)						61*	638	10.5	42	7*	1999 Pittsburgh (AFC)						2	-2	-1.0	3	0	
2000 Pittsburgh (AFC)						48*	672	14.5	77t	4	2000 Pittsburgh (AFC)						4	53	13.3	23	0	
NFL Totals (3 years)						124	1,556	12.6	77t	11	NFL Totals (3 years)						7	64	9.1	23	0	
KICKOFF RETURN						No.	Yds.	Avg.	LG	TD	PUNT RETURN						No.	FC	Yds.	Avg.	LG	TD
1999 Pittsburgh (AFC)						1	24	24.0	24	0	1999 Pittsburgh (AFC)						1	0	2	2.0	2	0
2000 Pittsburgh (AFC)						7	186	26.6	57	0	2000 Pittsburgh (AFC)						0	0	0	0.0	—	0
NFL Totals (3 years)						8	210	26.3	57	0	NFL Totals (3 years)						1	0	2	2.0	2	0

*Team Leader



20

WASHINGTON



6-0, 193

DEWAYNE WASHINGTON

CORNERBACK

HEIGHT- 6-0

WEIGHT- 193

COLLEGE- North Carolina State

BIRTHDATE- December 27, 1972

BIRTHPLACE- Durham, N.C.

HOW ACQUIRED- Unrestricted Free Agent (1998)

NFL EXPERIENCE- 8th Year

GAMES PLAYED-STARTED - '94 (16-16), '95 (15-14), '96 (16-16), '97 (16-16), '98 (16-16), '99 (16-16), '00 (16-16)

CAREER TOTALS: 110-109

STEELERS TOTALS: 48-48

PRO: Has been a pillar of consistency and experience for the Steelers since his acquisition Feb. 25, 1998...has started all 48 games since joining the team...has been the team's top interception leader the past three years. **2000:** Produced another terrific season and tied for team lead (with Chad Scott) with five interceptions...finished with 82 total tackles, including 70 solo stops...also led the team with 25 pass defenses...played 68 total defensive snaps versus Baltimore (9/3)...was credited with eight tackles, including six solo stops...also had two pass defenses...logged 51 plays at Cleveland (9/17)...registered six total tackles, including five solo stops...also had one pass defense...logged all 63 plays versus Tennessee (9/24)...recorded his first interception of the season...was credited with two tackles and a quarterback pressure/hurry...also had two pass defenses...had one of his best defensive performances at Jacksonville (10/1), limited Jacksonville's Jimmy Smith to just two receptions for 20 yards, one in the final two minutes of the game...logged all 68 defensive snaps...finished with five solo tackles and had three pass defenses...collected his second interception of the season at N.Y. Jets (10/8)—the 21st of his career...returned it 31 yards...logged all 53 defensive snaps...finished with two solo tackles and a pass defense...had an excellent game versus Cincinnati (10/15), recording his third interception of the season and his second in two games...returned it 30 yards...finished with 10 total tackles, all solos...logged all 67 defensive plays...also was credited with a pass defense...logged all 44 defensive snaps versus Cleveland (10/22)...finished with one solo tackle...had another big day at Baltimore (10/29), including collecting his team-leading fourth interception of the season in the end zone that thwarted a potential Ravens' scoring drive...played all 56 defensive snaps...finished with three total tackles...also had one pass defense...played 70 defensive snaps at Tennessee (11/15)...finished with six total tackles, including five solo stops...logged 85 defensive plays versus Philadelphia (11/12)...finished with four total tackles...also had one pass defense...played 72 defensive snaps versus Jacksonville (11/19)...finished with nine total tackles, including six solo stops...also had three pass defenses and two special-teams tackles...accumulated 66 defensive snaps at Cincinnati (11/26)...finished with five total tackles, including four solo stops...played all 68 defensive snaps versus Oakland (12/3)...finished with six total tackles, including five solo stops...logged 62 defensive plays at N.Y. Giants (12/10)...finished with eight total tackles, all solos...also was credited with two pass defenses...played

all 59 defensive snaps versus Washington (12/16)...finished with four total tackles...also registered his fifth interception of the season, tying his career high set in 1998...was credited with two pass defenses...played 46 defensive snaps at San Diego (12/24)...finished with three solo stops and three pass defenses. **1999:** Finished with 67 total tackles, including 57 solo stops...tied Scott Shields for the team lead with four interceptions...also tied for a team lead with 12 pass defenses...had a solid season opener at Cleveland (9/12)...had one pass defense...produced the second multiple interception game as a Steeler at Baltimore (9/19)...intercepted a tipped pass by Deshea Townsend from Scott Mitchell on the Ravens opening series that led to a Steelers TD...also made an acrobatic catch for an interception deep in Steelers territory in the second quarter to thwart a Ravens scoring threat...also was credited with five total tackles, including four solos, and two pass defenses...had a busy day versus Seattle (9/26)...was credited with five total tackles, including four solo stops...also was credited with a pass defense...played a strong game versus Jacksonville (10/3), limiting Jacksonville's potent passing attack to just 85 yards...finished with six tackles, including five solos...played all but one snap at Buffalo (10/10)...finished with six total tackles...recovered from a sub-par performance against Buffalo with a solid effort at Cincinnati (10/17)...helped limit Cincinnati's explosive receivers to just 19 catches for an average of only 10.9 yards per catch...finished with five solo tackles...collected his third interception of the season...also had one pass defense...finished with four total tackles, including three solo stops, in Monday Night game versus Atlanta (10/25)...also had two pass defenses...logged all 71 defensive snaps at San Francisco (11/7)...registered four total tackles (two solos)...finished with five total tackles, including four solo stops versus Cleveland (11/14)...took over the team lead in interceptions with his fourth of the season at Tennessee (11/21)...also was credited with four total tackles (all solos)...finished with two solo tackles versus Cincinnati (11/28)...also was credited with two pass defenses...finished with nine total tackles at Jacksonville (12/2)...registered one solo tackle against Baltimore (12/12)...also was credited with one pass defense...logged 55 plays at Kansas City (12/18)...finished with two total tackles and one pass defense...played 55 defensive snaps against Carolina (12/26)...finished with four total tackles, all solos, and two pass defenses...logged 60-of-62 defensive plays versus Tennessee (1/2)...finished with seven total tackles...also had one pass defense. **1998:** Finished third on the team with 94 total tackles, including 74 solo stops...also led the team with a career-high five interceptions and returned two for TDs (both in the Nov. 22 Jacksonville contest)...was credited with a team-high 29 pass defenses and recovered one fumble...had an exceptional game in his first regular-season start as a Steeler in the season-opener at Baltimore (9/6)...was second on the team with nine tackles (seven solos)...recovered a fumble on a punt return which allowed the Steelers to run the clock out at the end of the first half...finished with six tackles and one pass defense against Chicago (9/13)...would have had an excellent game except for a few unfortunate breaks at Miami (9/20)...was victimized on a touchdown pass which he appeared to have intercepted but the ball sailed through his hands, and the play ended in a Miami TD...finished with three total tackles and two pass defenses...recovered a fumble on the third offensive series...rebounded from his misfortunes in the Miami game with a spectacular performance versus Seattle (9/27)...was credited with six pass defenses and collected his first interception as a Steeler and the 11th of his career...was very active, registering a team-high 11 tackles, all solos, at Cincinnati (10/11)...also had one pass defense...was victimized twice by Bengals receiver Carl Pickens on their

game-winning TD drive, despite having good position...redeemed himself from the previous week by registering eight tackles against Baltimore (10/18)...recorded his second interception of the season, thwarting a late, potential scoring drive by Baltimore midway through the fourth quarter that would have given the Ravens a lead...finished with three tackles at Kansas City (10/26)...made a big play on a long pass attempt from Elvis Grbac to Andre Rison that helped force an incompleteness...played all 65 defensive plays versus Tennessee (11/1)...registered four total tackles (three solos)...also was credited with one pass defense...played another solid game against one of the premier passing offenses in the NFL versus Green Bay (11/9)...finished with a team-high six pass defenses...also registered his third interception of the season on a spectacular one-hand catch that led to the Steelers third-quarter field goal and a 27-0 lead...recorded seven total tackles, including six solo stops...registered eight tackles at Tennessee (11/15), including seven solo stops...also had one pass defense...played magnificently against Jacksonville (11/22) and produced his best day as a Steeler...became the first Steeler ever to return two interceptions for TDs in the same game, tying an NFL record and giving him five interceptions for TDs in his career...totaled 130 yards on interception returns...also finished with five pass defenses...was credited with six total tackles (five solos)...was named the AFC Defensive Player of the Week for his performance...finished with seven tackles, all solos, at Detroit (11/26)...also had one pass defense...played 74 of the 75 defensive plays versus New England (12/6)...finished with three total tackles, including three solo stops, and one pass defense...finished with five total tackles at Tampa Bay (12/13) and nearly had his sixth interception of the season but was ruled out-of-bounds...also blocked a Buccaneers field-goal attempt in the fourth quarter and with Pittsburgh still in contention...registered eight total tackles versus Cincinnati (12/20), including seven solo stops...also was credited with two pass defenses...played all 79 defensive downs...made a touchdown-saving tackle on Brandon Bennett in the third quarter after Bennett broke free on a 55-yard pass play from Jeff Blake. **1997:** Set a career-high for interceptions in a season (4)...tied Vikings team records for most returns for a touchdown by interceptions or fumbles in a career (4) and most interceptions returned for touchdowns (3)...started every game but one in which he ever played for the Vikings. **1996:** Led club in passes defended (19)...finished fifth in tackles (83)...tied for the third most in a season in Vikings history with 19 passes defended...took lateral from Jeff Brady after an interception versus Detroit (9/1) and returned it 27 yards for the Vikings first points of season...was the fourth touchdown of his career, tying the team record for career defensive touchdowns and for career interceptions returned for a touchdown (3)...had both of his interceptions in victory over Carolina (10/6)...blocked first career field goal in fourth quarter versus Kansas City (11/3)...led team in tackles with a career-high 11 at Seattle (11/10)...tied for team lead in tackles with nine vs. Tampa Bay (12/15). **1995:** Finished second on the club in passes defended (11)...injured right shoulder versus Dallas (9/17)...missed the only game of career at Pittsburgh (9/24) due to injury...returned interception 25 yards to set up Robert Smith's game-winning touchdown run in overtime versus Houston (10/8)...led the team in tackles (8) in the Thanksgiving outing at Detroit (11/23)...did not start the season finale at Cincinnati (12/24)...had surgery during the offseason. **1994:** Finished with three interceptions...returned two of those interceptions for touchdowns...returned one fumble for a score...became the third rookie (Hall of Famers Lem Barney of Detroit in 1967 and Ronnie Lott with San Francisco in 1981) in NFL history with three defensive touch-

downs in a season, tying him for NFC lead with Deion Sanders and teammate Anthony Parker...matched Vikings season record for defensive touchdowns...returned first career interception 81-yards for his first NFL touchdown at Chicago (9/18)...interception was the longest ever by a Viking rookie...had spectacular 54-yard interception return for his second touchdown of the year in a 33-27 overtime victory over Chicago (12/1)...scored his final TD on a 17-yard fumble return in season finale versus San Francisco (12/26)...named Defensive Rookie of the Year by *College and Pro Football Newsweekly*...earned All-Rookie honors from *Pro Football Weekly* and *Pro Football Writers of America*...was the first Vikings rookie to start at cornerback since Issac Holt versus Atlanta (12/15) in 1985 and to start an opener since John Swain in 1981...is the only cornerback the Vikings have selected in the first round...was the first defensive back taken in the first round by Minnesota since safety Joey Browner in '83...was third defensive back taken in '94 behind Antonio Langham (ninth, Cleveland) and Aaron Glenn (12th, New York Jets).

COLLEGE: Led North Carolina State in interceptions (4) in '93...senior co-captain...had a pass interception, blocked punt, career-high 13 tackles, forced fumble and deflected pass in win over Texas Tech in '93...registered 66 tackles (51 solos) and three interceptions as a junior.

PERSONAL: Was an All-America selection by *The Sporting News*, *Super Prep* and *USA Today* at Northern Durham (N.C.) High School in 1989...had seven interceptions and four blocked punts for a 12-1 state-finalist squad...regarded as a top-five player in the nation by the *Orlando Sentinel*...collected 14 interceptions and 10 blocked punts in high school career...is the president of the Dewayne Washington Foundation which reconnects the links between the local business community and local youths in Pittsburgh and North Carolina...also sponsors a football camp for underprivileged youth in North Carolina...is the Steelers spokesman for the United Way...serves as a national spokesman for Spina Bifida...co-hosts a weekly radio show in Pittsburgh on ESPN Radio 1250...graduated in multiple disciplinary studies with a concentration in community relations management at N.C. State...wife Adama...has a son Dewayne II (10/27/97)...Full name: Dewayne Washington.

WASHINGTON'S CAREER STATISTICS

Regular Season

TACKLES	Solo	AT	Tot.	Sp.T.	Sacks	FF	FR	INTERCEPTIONS	No.	Yds.	Avg.	LG	TD
1994 Minnesota (NFC)	63	8	71	1	0.0	0	1	1994 Minnesota (NFC)	3	135	45.0	81t	2
1995 Minnesota (NFC)	56	9	65	0	0.0	0	0	1995 Minnesota (NFC)	1	25	25.0	25	0
1996 Minnesota (NFC)	72	11	83	0	0.0	0	0	1996 Minnesota (NFC)	2	27	13.5	27	1
1997 Minnesota (NFC)	74	10	84	0	0.0	0	0	1997 Minnesota (NFC)	4	71	17.8	27	0
1998 Pittsburgh (AFC)	74	20	94	0	0.0	0	1	1998 Pittsburgh (AFC)	5*	178	35.6	78t	2
1999 Pittsburgh (AFC)	57	10	67	0	0.0	0	0	1999 Pittsburgh (AFC)	4+	1	0.3	1	0
2000 Pittsburgh (AFC)	70	12	82	0	0.0	0	0	2000 Pittsburgh (AFC)	5+	59	11.8	31	0
NFL Totals (7 years)	466	80	546	1	0.0	0	2	NFL Totals (7 years)	24	496	20.7	81t	5

*Team Lead

+Tied for Team Lead



WASHINGTON'S CAREER STATISTICS (cont.)

Postseason

TACKLES	Solo	AT	Tot.	Sp.T.	Sacks	FF	FR	INTERCEPTIONS	No.	Yds.	Avg.	LG	TD
1994 Minnesota (NFC)	0	1	1	0	0.0	0	0	1994 Minnesota (NFC)	0	0	0.0	-	0
1996 Minnesota (NFC)	5	0	5	0	0.0	0	0	1996 Minnesota (NFC)	0	0	0.0	-	0
NFL Totals (2 years)	5	1	6	0	0.0	0	0	NFL Totals (2 years)	0	0	0.0	-	0

WASHINGTON'S GAME-BY-GAME STATISTICS

2000		Sack/							
Date	Opponent	T	AT	TOT	YDS	INT	PD	FF	FR
9/3	BALTIMORE	6	2	8	0/0	0/0	2	0	0
9/17	at Cleveland	5	1	6	0/0	0/0	1	0	0
9/24	TENNESSEE	1	1	2	0/0	1/-2	3	0	0
10/1	at Jacksonville	5	0	5	0/0	0/0	3	0	0
10/8	at N.Y. Jets	2	0	2	0/0	1/31	1	0	0
10/15	CINCINNATI	10	0	10	0/0	1/30	2	0	0
10/22	CLEVELAND	1	0	1	0/0	0/0	0	0	0
10/29	at Baltimore	3	0	3	0/0	1/0	2	0	0
11/5	at Tennessee	5	1	6	0/0	0/0	0	0	0
11/12	PHILADELPHIA	4	0	4	0/0	0/0	1	0	0
11/19	JACKSONVILLE	6	3	9	0/0	0/0	3	0	0
11/26	at Cincinnati	2	3	5	0/0	0/0	0	0	0
12/3	OAKLAND	5	1	6	0/0	0/0	0	0	0
12/10	at N.Y. Giants	8	0	8	0/0	0/0	2	0	0
12/16	WASHINGTON	4	0	4	0/0	1/0	2	0	0
12/24	at San Diego	3	0	3	0/0	0/0	3	0	0
SEASON TOTALS		70	12	82	0/0	5/59	25	0	0

1999		Sack/							
Date	Opponent	T	AT	TOT	YDS	INT	PD	FF	FR
9/12	at Cleveland	0	0	0	0/0	0/0	1	0	0
9/19	at Baltimore	4	1	5	0/0	2/1	0	0	0
9/26	SEATTLE	4	1	5	0/0	0/0	1	0	0
10/3	JACKSONVILLE	5	1	6	0/0	0/0	0	0	0
10/10	at Buffalo	6	0	6	0/0	0/0	0	0	0
10/17	at Cincinnati	5	0	5	0/0	1/0	1	0	0
10/25	ATLANTA	1	1	2	0/0	0/0	2	0	0
11/7	at San Francisco	2	2	4	0/0	0/0	0	0	0
11/14	CLEVELAND	4	1	5	0/0	0/0	0	0	0
11/21	at Tennessee	4	0	4	0/0	1/0	0	0	0
11/28	CINCINNATI	2	0	2	0/0	0/0	2	0	0
12/2	at Jacksonville	7	2	9	0/0	0/0	0	0	0
12/12	BALTIMORE	1	0	1	0/0	0/0	1	0	0
12/18	at Kansas City	1	1	2	0/0	0/0	1	0	0
12/26	CAROLINA	4	0	4	0/0	0/0	2	0	0
1/2	TENNESSEE	7	0	7	0/0	0/0	1	0	0
SEASON TOTALS		57	10	67	0/0	4/1	12	0	0

38

WITMAN



6-2, 244

JON WITMAN

FULLBACK

HEIGHT-6-2

WEIGHT-244

COLLEGE-Penn State

BIRTHDATE-June 1, 1972

BIRTHPLACE-Wrightsville, Pa.

HOW ACQUIRED-Draft (3rd in 1996)

NFL EXPERIENCE-6th Year

GAMES PLAYED-STARTED-'96 (16-4), '97 (16-1), '98 (16-10), '99 (16-16), '00 (6-5)

CAREER TOTALS: 70-36

PRO: Is a hard-nosed, blue-collar fullback...is a tough runner with very good receiving skills out of the backfield...was having his best season in 2000 until fracturing his leg in the Oct. 15 Cincinnati game...had surgery Oct. 16 and was placed on reserved/injured list...was released for salary-cap reasons March 1 but was re-signed as an unrestricted free agent April 22. **2000:** Started his 32nd game as a Steeler...caught two passes for 17 yards and had one carry for two yards at Cleveland (9/17)...had an exceptional day blocking for the Bus' 97 yards rushing at Jacksonville (10/1)...also caught one pass for five yards...had two rushes for three yards and two receptions for 11 yards at N.Y. Jets (10/8)...helped pave the way for Jerome Bettis' second 100-yard performance of the season...was having another solid day blocking before suffering a fractured leg early in the fourth quarter versus Cincinnati (10/15). **1999:** Assumed a much greater role in 1999 as the primary fullback in the Steelers offense...was re-signed to a multi-year contract in the offseason that secured Witman's services for the next several years...started every game in the Steelers regular-two back set (the Steelers started six games with a different set)...also was a contributor on special teams...finished with six carries for 18 yards...also caught 12 passes for 106 yards...had two special-teams tackles...started his 16th game as a Steeler and had a pretty active day statistically for a Steelers fullback in season-opener at Cleveland (9/12)...had three carries for 11 yards, surpassing his rushing total from all of 1998...also caught two passes for nine yards...had one carry for no gain and one reception for a yard at Baltimore (9/19)...started his third consecutive game at fullback versus Seattle (9/26)...caught one pass for four yards against Jacksonville (10/3)...had one carry for two yards at Buffalo (10/10)...collected one catch for five yards at Cincinnati (10/17)...also helped pave the way for Jerome Bettis' first 100-yard rushing performance as a lead blocker...started his seventh straight game in Monday Night contest against Atlanta (10/25)...had one carry for five yards versus Cleveland (11/14)...also caught a pass for two yards...caught one pass for seven yards at Tennessee (11/21)...had one reception for nine yards at Jacksonville (12/2)...produced a multi-reception game for the first time since the season-opener at Kansas City (12/18)...caught two passes for 25 yards, including a long of 20 yards...caught one pass for six yards against Carolina (12/26)...also helped pave the way for Jerome Bettis' season-high 137-yard performance and the Steelers second-highest rushing effort of the season (211 yards)...had the longest catch of his career, a 38-yard pass from Mike Tomczak in season-finale versus Tennessee (1/2)...also recorded one special-teams tackle. **1998:** Was a key substitute for injured fullback



Tim Lester...assumed the role of "The Bus Driver" while Lester was sidelined because of offseason shoulder and knee surgery and a later ankle injury at the end of the season...finished with one carry for two yards...also established a career high with 13 receptions for 74 yards...registered one special-teams tackle...was hampered in the preseason with back spasms...had two carries for five yards during the preseason...started his sixth career game at fullback in the season-opener at Baltimore (9/6)...did not have any carries...caught one pass for five yards...started his seventh career game against Chicago (9/13)...had two receptions for three yards...had his first reception of the season at Miami (9/20), a two-yard gain...did not have any carries...rushed for two yards on one carry against Seattle (9/27)...also had one catch for seven yards...had one reception for 15 yards at Cincinnati (10/11)...started his sixth straight game at fullback versus Baltimore (10/18)...recorded no offensive statistics...registered one solo special-teams tackle...had his playing time at Kansas City (10/26) reduced to special teams due to return of starter Tim Lester...stepped in for the injured Lester versus Jacksonville (11/22) and accumulated his most significant offensive action since the Oct. 18 Baltimore game...made his first start since the Oct. 26 Kansas City game at Detroit (11/26)...caught a career-high four passes for 35 yards, averaging 8.8 yards a reception...started his second straight game since Tim Lester's injury versus New England (12/6)...had two receptions for two yards...also recorded one special-teams assist...earned his third straight start at Tampa Bay (12/13)...had one reception for five yards...returned to his role as a backup versus Cincinnati (12/20)...did not record offensive statistics...was credited with one special-teams tackle. **1997:** Contributed as a backup fullback and special-teams player in his second season...played in all 16 games and started one contest at Cincinnati (10/19)...also played in both playoff games...finished the season with 11 yards on five carries and had one catch for three yards...had eight special-teams tackles, including four solo stops...registered a special-teams assist against Denver in the AFC Championship game...made an appearance at tight end in the Cincinnati game (10/19)...had one carry for two yards at Jacksonville (9/22) and one rush for four yards against the Jaguars at Three Rivers (10/26). **1996:** Was the lone rookie running back to make roster and only rookie to play every game in 1996...selected as the team's 1996 Rookie of the Year by the Pittsburgh chapter of Pro Football Writers of America...started four of the last six games of season...carried the ball 17 times for 69 yards (4.1 avg.) and had two receptions for 15 yards...recorded his first NFL carries against the Buffalo Bills on Monday Night Football when filling in for Tim Lester in the fourth quarter...had four carries for 14 yards...recorded one more rush for seven yards at Kansas City (10/7)...played as the fourth-quarter fullback at Atlanta (10/27), subbing for an injured Lester (concussion)...had a season-high seven carries for 33 yards versus Rams (11/3)...collected first career reception at Miami (11/25)...rushed three times for two yards at Carolina (12/22)...set team record for longest postseason TD run (31 yards) versus Colts (12/29)...played in short-yardage package and kick-cover team during season...suffered a hernia during season that was surgically repaired.

COLLEGE: Ended career at Penn State with 63 carries for 366 yards and 15 touchdowns...averaged 5.8 yards per carry...shared fullback duties with Brian Milne (4th-round by Indianapolis in 1996) as a senior...played every game as fullback in sophomore year, after switching from outside linebacker in spring...dropped out of Penn State in August 1991 for personal reasons and worked two jobs...is pursuing a degree in sports medicine.



PERSONAL: Married (Michelle) with sons Jon Tyler (1/22/96), Evyn Jacob (1/3/98) and Cole Taylor (9/6/00)...lives in Wrightsville, Pa. ...was the state Player of the Year as defensive end and running back at Eastern York (Pa.) High...had 50 touchdowns during career...played in Pennsylvania-Maryland "Big 33" game...was a Super Prep high-school All-American...played both ways in high school but was recruited as a linebacker....Full name: Jon Doyle Witman.

Witman's Career Single-Game Highs

Regular Season

Yards Rushing- 33 (11/3/96 vs. St. Louis)
 Rushing Attempts- 7 (11/3/96 vs. St. Louis)
 Longest Run- 15 (11/3/96 vs. St. Louis)
 TDs Rushing- 0
 100-yard Games- 0
 Receptions- 4 (11/26/98 at Detroit)
 Yards Receiving- 38 (1/2/00 vs. Tennessee)
 Longest Reception- 38 (1/2/00 vs. Tennessee)

Postseason

Yards Rushing- 48 (12/29/96 vs. Indianapolis)
 Rushing Attempts- 7 (12/29/96 vs. Indianapolis)
 Longest Run- 31 (12/29/96 vs. Indianapolis)
 TDs Rushing- 1 (12/29/96 vs. Indianapolis)
 100-yard Games- 0
 Receptions- 1 (1/5/97 at New England)
 Yards Receiving- 2 (1/5/97 at New England)
 Longest Reception- 2 (1/5/97 at New England)

WITMAN'S GAME-BY-GAME STATISTICS

2000		RUSHING					RECEIVING				
DATE	OPPONENT	No.	Yds.	Avg.	Lg.	TD	No.	Yds.	Avg.	Lg.	TD
9/3	BALTIMORE	0	0	0.0	—	0	0	0.0	0	—	0
9/17	at Cleveland	1	2	2.0	2	0	2	17	8.5	11	0
9/24	TENNESSEE	0	0	0.0	—	0	0	0	0.0	—	0
10/1	at Jacksonville	0	0	0.0	—	0	1	5	5.0	5	0
10/8	at N.Y. Jets	2	3	1.5	2	0	2	11	5.5	6	0
10/15	CINCINNATI	0	0	0.0	—	0	0	0	0.0	—	0
SEASON TOTALS		3	5	1.7	2	0	5	33	6.6	11	0

1999		RUSHING					RECEIVING				
DATE	OPPONENT	No.	Yds.	Avg.	Lg.	TD	No.	Yds.	Avg.	Lg.	TD
9/12	at Cleveland	3	11	3.7	7	0	2	9	4.5	6	0
9/19	at Baltimore	1	0	0.0	—	0	1	1	1.0	1	0
9/26	SEATTLE	0	0	0.0	—	0	0	0	0.0	—	0
10/3	JACKSONVILLE	0	0	0.0	—	0	1	4	4.0	4	0
10/10	at Buffalo	1	2	2.0	2	0	0	0	0.0	—	0
10/17	at Cincinnati	0	0	0.0	—	0	1	5	5.0	5	0
10/25	ATLANTA	0	0	0.0	—	0	0	0	0.0	—	0
11/7	at San Francisco	0	0	0.0	—	0	0	0	0.0	—	0
11/14	CLEVELAND	1	5	5.0	5	0	1	2	2.0	2	0
11/21	at Tennessee	0	0	0.0	—	0	1	7	7.0	7	0
11/28	CINCINNATI	0	0	0.0	—	0	0	0	0.0	—	0
12/2	at Jacksonville	0	0	0.0	—	0	1	9	9.0	9	0
12/12	BALTIMORE	0	0	0.0	—	0	0	0	0.0	—	0
12/18	at Kansas City	0	0	0.0	—	0	2	25	12.5	20	0
12/26	CAROLINA	0	0	0.0	—	0	1	6	6.0	6	0
1/2	TENNESSEE	0	0	0.0	—	0	1	38	38.0	38	0
SEASON TOTALS		6	18	3.0	7	0	12	106	8.8	38	0

WITMAN'S CAREER STATISTICS**Regular Season**

<u>RUSHING</u>	<u>Att.</u>	<u>Yds.</u>	<u>Avg.</u>	<u>LG</u>	<u>TD</u>	<u>RECEIVING</u>	<u>No.</u>	<u>Yds.</u>	<u>Avg.</u>	<u>LG</u>	<u>TD</u>
1996 Pittsburgh (AFC)	17	69	4.1	15	0	1996 Pittsburgh (AFC)	2	15	7.5	11	0
1997 Pittsburgh (AFC)	5	11	2.2	4	0	1997 Pittsburgh (AFC)	1	3	3.0	3	0
1998 Pittsburgh (AFC)	1	2	2.0	2	0	1998 Pittsburgh (AFC)	13	74	5.7	15	0
1999 Pittsburgh (AFC)	6	18	3.0	7	0	1999 Pittsburgh (AFC)	12	106	8.8	38	0
2000 Pittsburgh (AFC)	3	5	1.7	2	0	2000 Pittsburgh (AFC)	5	33	6.6	11	0
NFL Total (5 years)	32	105	3.3	15	0	NFL Totals (5 years)	33	231	7.0	38	0

Postseason

<u>RUSHING</u>	<u>Att.</u>	<u>Yds.</u>	<u>Avg.</u>	<u>LG</u>	<u>TD</u>	<u>RECEIVING</u>	<u>No.</u>	<u>Yds.</u>	<u>Avg.</u>	<u>LG</u>	<u>TD</u>
1996 Pittsburgh (AFC)	10	59	5.9	31t	1	1996 Pittsburgh (AFC)	2	15	7.5	11	0
1997 Pittsburgh (AFC)	0	0	0.0	-	0	1997 Pittsburgh (AFC)	0	0	0.0	-	0
NFL Total (2 years)	10	59	5.9	31t	1	NFL Totals (2 years)	2	15	7.5	11	0

21**ZEREOUE****5-8, 210****AMOS ZEREOUE*****RUNNING BACK*****HEIGHT**-5-8**WEIGHT**-210**COLLEGE**-West Virginia**BIRTHDATE**-October 8, 1976**BIRTHPLACE**-Hempstead, N.Y.**HOW ACQUIRED**-Draft (3rd in 1999)**NFL EXPERIENCE**-3rd Year**GAMES PLAYED-STARTED**-'99 (8-0), '00 (12-0)**CAREER TOTALS**: 20-0

PRO: Is a quick, explosive runner with a knack for eluding defenders...knows how to hit the hole with power...runs with agility, elusiveness, speed and balance... gives the Steelers a good change of pace at running back...is very elusive with outstanding speed. **2000:** Emerged as a quality special-teams player while buying his time to perform as a running back...finished with 14 yards rushing on six carries...finished the preseason as the team's leading rusher for the second consecutive season...totaled 227 yards on 58 carries...also tied Plaxico Burress for the team lead in receptions with 10 catches for 111 yards...was a Sunday inactive for the first two games...was active for the first time in 2000 versus Tennessee (9/24)...was impressive on special-teams...was credited with three solo special-teams tackles...was active at Jacksonville (10/1)...registered one special-teams tackle...saw all his action on special teams at N.Y. Jets (10/8)...sustained a toe injury that limited him...was deactivated Friday because of his toe injury versus Cincinnati (10/15)...was deactivated Friday because of his toe injury versus Cleveland (10/22)...was active for the first time in three games at Baltimore (10/29)...saw mostly all his playing time on special teams...registered one special-teams assist...was credited with one special-teams tackle at Tennessee (11/15)...registered two special-teams tackles versus Philadelphia (11/12)...had one special-teams assist versus Jacksonville (11/

19)...played his first offensive downs of the season at Cincinnati (11/26)...gained five yards on three carries...also forced a fumble on a kickoff (recovered by Mike Vrabel) that led to a Steelers touchdown...was credited with one unassisted special-teams tackle...finished with one special-teams tackle versus Oakland (12/3)...had three carries for nine yards versus Washington (12/16)...also was credited with one special-teams assist. **1999:** Saw limited action during the regular-season because of the depth at running back...dressed for eight games...finished the preseason as the team's leading rusher, compiling 170 yards on 43 carries, a 4.0 average...also had four receptions for 10 yards...scored the Steelers only rushing TD of the preseason...performed solidly in his pro debut in season-opener at Cleveland (9/12)...finished with 44 yards on 17 carries...also had two receptions for 17 yards...saw limited action for the second straight week...was deactivated Sunday versus Jacksonville (10/3)...was deactivated Sunday for the second consecutive week at Buffalo (10/10)...was deactivated for the third consecutive week at Cincinnati (10/17)...dressed for the first time in six games at Tennessee (11/21)...played on some special teams...saw his first action from scrimmage since the season-opener at Cleveland against Cincinnati (11/28)...had one carry for four yards...also made his debut as a kickoff returner...returned two kickoffs for 40 yards...returned one kickoff for 15 yards at Jacksonville (12/2)...was deactivated Friday at Kansas City (12/18)...dressed but did not have a carry against Carolina (12/26)...accumulated most of his playing time on special teams versus Tennessee (1/2)...registered one special-teams assist.

COLLEGE: Was a second-team All-America selection by The Sports Network and a first-team All-Big East Conference pick in 1998...earned Big East Player of the Week honors against Syracuse, Rutgers and Tulsa...holds school records with 786 rushing attempts for 4,086 yards, 21 100-yard rushing performances and 4,673 all-purpose yards despite only playing three seasons...ran for 40 touchdowns, which ranks second all-time in West Virginia history...holds the Mountaineer record with seven straight games with at least one touchdown run...is second in WVU career scoring with 252 points...is the only player in school history to rush for more than 1,000 yards in three different seasons...led the team with 1,462 yards and 13 touchdowns on 283 carries (5.2 avg.) in 1998...caught 23 passes for 184 yards (8.0 avg.) and a score, and added 168 yards on eight kickoff returns (21.0 avg.)...ranked sixth among NCAA rushers with 143 yards-per-game in 1998...led WVU with 84 points and an average of 164.9 all-purpose yards per game...was a third-team All-America pick by *The Sporting News*...voted All-Big East Conference and All-ECAC first-team selection after 1997 season...was a semifinalist for the Doak Walker Award, given to the nation's top running back...led conference and set a school single-season rushing record with 1,589 yards on 281 carries (5.7 avg.) and 18 touchdowns in 1997, finishing one shy of a WVU record...ranked third among NCAA rushers with 150.5 yards-per-game...caught 16 passes for 131 yards (8.2 avg.)...was voted unanimous Big East Rookie of the Year by the league's coaches in 1996...was a first-team All-Big East Conference selection...set a WVU freshman rushing record with 1,035 rushing yards...redshirted as a freshman...majored in sports management.

PERSONAL: Set numerous records at W.C. Mepham (Hempstead, N.Y.) High...rushed for 5,360 career yards, scoring 59 touchdowns and 379 points, all Long Island school records...was a *Street & Smith* All-America, first-team All-State, All-Long Island and twice earned the Thorpe Award, given to the top prep player on Long Island...son of Ercilia and Bonde Zereoue...born in the Ivory Coast...Full name: Amos Zereoue.



ZEREOUE'S GAME-BY-GAME STATISTICS

2000

DATE	OPPONENT	RUSHING					RECEIVING				
		No.	Yds.	Avg.	Lg.	TD	No.	Yds.	Avg.	Lg.	TD
9/3	Baltimore										
9/17	at Cleveland										
9/24	Tennessee	0	0	0.0	—	0	0	0	0.0	—	0
10/1	at Jacksonville	0	0	0.0	—	0	0	0	0.0	—	0
10/8	at N.Y. Jets	0	0	0.0	—	0	0	0	0.0	—	0
10/15	Cincinnati										
10/22	Cleveland										
10/29	at Baltimore	0	0	0.0	—	0	0	0	0.0	—	0
11/5	at Tennessee	0	0	0.0	—	0	0	0	0.0	—	0
11/12	Philadelphia	0	0	0.0	—	0	0	0	0.0	—	0
11/19	Jacksonville	0	0	0.0	—	0	0	0	0.0	—	0
11/26	at Cincinnati	3	5	1.7	2	0	0	0	0.0	—	0
12/3	Oakland	0	0	0.0	—	0	0	0	0.0	—	0
12/10	at N.Y. Giants	0	0	0.0	—	0	0	0	0.0	—	0
12/16	Washington	3	9	3.0	11	0	0	0	0.0	—	0
12/24	at San Diego	0	0	0.0	—	0	0	0	0.0	—	0
SEASON TOTALS		6	14	2.3	11	0	0	0	0.0	—	0

1999

DATE	OPPONENT	No.	Yds.	Avg.	TD	Lg.	No.	Yds.	Avg.	TD	Lg.
9/12	at Cleveland	17	44	2.6	0	8	1	14	14.0	0	14
9/19	at Baltimore	0	0	0.0	0	0	0	0	0.0	0	0
9/26	SEATTLE	0	0	0.0	0	0	1	3	3.0	0	3
10/3	JACKSONVILLE										
10/10	at Buffalo										
10/17	at Cincinnati										
10/25	ATLANTA										
11/7	at San Francisco										
11/14	CLEVELAND										
11/21	at Tennessee	0	0	0.0	0	0	0	0	0.0	0	0
11/28	CINCINNATI	1	4	4.0	0	4	0	0	0.0	0	0
12/2	at Jacksonville	0	0	0.0	0	0	0	0	0.0	0	0
12/12	BALTIMORE										
12/18	at Kansas City										
12/26	CAROLINA	0	0	0.0	0	0	0	0	0.0	0	0
1/2	TENNESSEE	0	0	0.0	0	0	0	0	0.0	0	0
SEASON TOTALS		18	48	2.7	0	8	2	17	8.5	0	14

ZEREOUE'S CAREER STATISTICS

RUSHING						RECEIVING					
	Att.	Yds.	Avg.	LG	TD		No.	Yds.	Avg.	LG	TD
1999 Pittsburgh (AFC)	18	48	2.7	8	0	1999 Pittsburgh (AFC)	2	17	8.5	14	0
2000 Pittsburgh (AFC)	6	14	2.3	2	0	2000 Pittsburgh (AFC)	0	0	0.0	—	0
NFL Totals (2 years)	24	62	2.6	8	0	NFL Totals (2 years)	2	17	8.5	14	0
KICKOFF RETURN											
	No.	Yds.	Avg.	LG	TD						
1999 Pittsburgh (AFC)	3	55	18.3	20	0						
2000 Pittsburgh (AFC)	0	0	0.0	—	0						
NFL Totals (2 years)	3	55	18.3	20	0						

**STEELERS VETERAN FREE AGENTS****19****BROWN****6-3, 210****DEMETRIUS BROWN**
WIDE RECEIVER**HEIGHT**– 6-3**WEIGHT**– 210**COLLEGE**– Wisconsin**BIRTHDATE**– April 10, 1976**BIRTHPLACE**– Milwaukee, Wi.**HOW ACQUIRED**– FA-'01**NFL EXPERIENCE**– 1st Year

PRO: Re-signed with the team on December 28, 2000...played wide receiver for the Berlin Thunder of the NFL Europe League in spring of 2001...originally signed with the Steelers as an undrafted rookie free agent...spent the 2000 season on the Steelers practice squad.

COLLEGE: Caught 14 passes for 187 yards during his career, including 13 receptions for 150 yards as a senior...caught a career-high four passes against Indiana for 46 yards...played 10 games on special teams and as a reserve receiver in 1998...started the season opener and regular-season finale at strong safety as a sophomore in 1997...saw action in 12 games...recorded 10 tackles...was a reserve receiver and special teams performer as a redshirt freshman in 1996...was credited with four special teams tackles...majored in history.

PERSONAL: Received All-State consideration as a senior quarterback at Vincent High School in Milwaukee...was a three-time All-League choice...named conference Offensive Player of the Year after passing for 700 yards and 10 touchdowns...threw for 875 yards and 12 touchdowns as a junior...intercepted 12 passes as a sophomore defensive back...was a four-year honor student...is the son of Cynthia and Monroe Young...Full name: Demetrius Brown.

49**SANDS****6-4, 235****MIKE SANDS**
LINEBACKER**HEIGHT**– 6-4**WEIGHT**– 235**COLLEGE**– Harvard**BIRTHDATE**– December 16, 1977**BIRTHPLACE**– Cleveland Heights, Ohio.**HOW ACQUIRED**– FA-'01**NFL EXPERIENCE**– 1st Year

PRO: Signed with the Steelers on January 8, 2001...started at outside linebacker for the Rhein Fire during the 2001 NFL Europe League season...originally signed with the Steelers in 2000 as an undrafted rookie free agent, but was released in training camp.

COLLEGE: Played defensive end in college...was a three-year letterwinner...was a second-team All-ECAC and a second team All-Ivy League selection in 1999...totaled 110 tackles and 10 sacks during his career...led team with 6½ sacks while totaling 40 tackles as a senior...moved from linebacker to defensive end in 1998...recorded 37 tackles (25 solo) and one sack...helped lead Harvard to Ivy League championship in 1997 when he recorded 32 tackles (22 solo), 2½ sacks and his only career interception...was a District One Academic All-America selection...received the Don Chiofaro Award as team's most improved linebacker at 1997 spring workouts...majored in economics.

PERSONAL: Lettered in football, basketball, track and wrestling at University School in Cleveland Heights, Ohio...was a 1995 All-Ohio selection in football, as well as a first-team All-Northeast Ohio, All-IPSL and All-District choice...was voted team MVP as football team won the 1995 League title...was All-League and All-District in track in the 400 meters...graduated cum laude...is the son of Ed Sands and Emily Morton...Full name: Mike Sands.



TIMOTHY STRICKLAND

CORNERBACK

HEIGHT—5-9

WEIGHT—185

COLLEGE—Mississippi

BIRTHDATE—January 13, 1977

BIRTHPLACE—Memphis, Tenn.

HOW ACQUIRED—FA-'01

NFL EXPERIENCE—1st Year

PRO: Signed with the Steelers on January 8, 2001...started at cornerback for the Amsterdam Admirals of the NFL Europe League during spring 2001...originally signed with the Steelers as an undrafted rookie free agent in 2000, but was released during training camp.

COLLEGE: Started 10 games and made 36 tackles (21 solo), recovered two fumbles and recorded one interception...missed one game with a back injury...registered 53 tackles (40 solo) and defended a career-high 18 passes as a junior...started every game at free safety as a sophomore...posted a career-high 79 tackles (52 solo) and two interceptions...started every game at free safety as a redshirt freshman in 1996...ranked third on the team with 78 tackles (47 solo), defended seven passes and recovered one fumble...earned bachelor's degree in criminal justice in May 1999...is working on a second degree in leisure management.



PERSONAL: Played running back and defensive back for Hamilton High School in Memphis, Tennessee...gained 1,365 yards and scored 20 touchdowns as a senior...also caught 15 passes...intercepted three passes during senior year...lettered in both football and track...is the son of Delores and Thomas Strickland...Full name: Timothy Strickland.

9

STUKES



5-11, 190

DWAYNE STUKES

CORNERBACK

HEIGHT— 5-11**WEIGHT**— 190**COLLEGE**— Virginia**BIRTHDATE**— January 24, 1977**BIRTHPLACE**— Portsmouth, Va.**HOW ACQUIRED**— FA-'01**NFL EXPERIENCE**— 1st Year

PRO: Signed with the Steelers on January 12, 2001...played cornerback with the Berlin Thunder of the NFL Europe League during the spring of 2001...originally signed with the Atlanta Falcons as an undrafted rookie free agent in 2000, but was released in training camp...did not play in 2000.

COLLEGE: Played in eight games and registered 17 solo tackles as a senior despite being slowed by an ankle injury...battled through hamstring injuries to play in nine games with five starts as a junior in 1998...recorded two interceptions against North Carolina...started at cornerback as a sophomore...registered 54 tackles and two interceptions...played in 10 of 11 games as a redshirt freshman as a reserve defensive back and on special teams...was redshirted in 1995...majored in history.

PERSONAL: Was an honor student...received the Virginia Student Aid Foundation's Gretchen Savin MacIlwaine Football Scholarship, given for outstanding academic achievement...was a four-year starter at McDonogh High School in Baltimore, Maryland...Full name: Charles Dwayne Stukes.



43

WILLIAMS



5-7, 189

PAYTON WILLIAMS
CORNERBACK**HEIGHT**—5-7**WEIGHT**—189**COLLEGE**—Fresno State**BIRTHDATE**—November 19, 1978**BIRTHPLACE**—Riverside, Calif.**HOW ACQUIRED**—FA-'01**NFL EXPERIENCE**—1st Year

PRO: Re-signed with the Steelers on December 28, 2000 after spending the final two weeks of the 2000 season on the team's practice squad...started at cornerback for the Berlin Thunder during the 2001 NFL Europe League season...originally signed with the Indianapolis Colts in 2000 as an undrafted rookie free agent...played in seven games with the Colts, primarily on special teams...returned 12 kickoffs for 238 yards (19.3 avg.) and seven punts for 108 yards (15.4 avg.)...added two special teams tackles...returned two kickoffs for a career-high 46 yards vs. New England (10/22)...set a career high with 80 punt return yards on four attempts at Kansas City (9/3) in his first career game...was released by the Colts on October 26...was signed to the Steelers practice squad on December 13, 2000.

COLLEGE: Was a four-year letterman...played in 10 games with eight starts as a senior...was a GTE/CoSIDA Academic All-American second-team selection...finished with 44 tackles, 33 solo, two interceptions and a team-high six passes defended...returned 10 punts for 93 yards (9.3 avg.)...started 10 games as a junior...was a GTE Academic All-District first-team choice...totaled 47 tackles (28 solo), four passes defended and a team-leading three interceptions...returned 24 punts for 343 yards (14.3 avg) and one TD...had a 66-yard punt return for a TD vs. UTEP...played in 11 games with two starts as a sophomore...recorded 38 tackles (23 solo), three sacks, one pass defense and one interception...played in all 11 games as a freshman...saw action on special teams and as reserve DB...made eight tackles and recovered one fumble...majored in sociology.

PERSONAL: Attended Moreno Valley High School...named Sunbelt League Defensive Player-of-the-Year and was a CIF Southern Section second-team choice as a senior...was a four-year member of the Honor Society and a National Merit finalist...was born in Riverside, Calif...resides in Moreno Valley, Calif...Full name: Payton Mychal Williams.

STEELERS 2001 DRAFT PICKS**98****HAMPTON****6-1, 315****CASEY HAMPTON****NOSE TACKLE****HEIGHT**— 6-1**WEIGHT**— 315**COLLEGE**— Texas**BIRTHDATE**— September 3, 1977**BIRTHPLACE**— Galveston, Texas**HOW ACQUIRED**— D1-'01 (#19)**NFL EXPERIENCE**— Rookie

Hampton is a throwback to another era...is wide-framed with a thick chest, wide hips and big thighs...is very instinctive...explodes through the line...can defeat a blocker with strength and all-out effort...has a low center of gravity that allows him to gain leverage against opponents...is a tough, durable field leader who started 37 consecutive games for the Longhorns...became the first defensive lineman to lead the team in tackles two consecutive seasons (1999-2000)...recorded 329 tackles (177 solos) to rank 11th on the school's all-time list, the most by a down lineman since Steve McMichael totaled 369 (1976-79)...registered 9½ sacks and 54 stops for losses...also registered 56 quarterback pressures and caused nine fumbles...earned All-American first-team honors as a senior from The Football Writers Association, *The Sporting News*, Walter Camp and *The Sports Xchange*...was a consensus All-Big 12 Conference first-team selection and Defensive Player of the Year...posted 78 tackles (41 solos) with 3½ sacks and 18 stops for losses...credited with 22 quarterback pressures...was an All-America first-team selection by the Football Writers Association and Associated Press as a junior in 1999...received second-team honors from *The Sporting News*...was an All-Big 12 Conference second-team choice...named the team's Most Consistent Defensive Player for the second year in a row...received the Dr. Nasser Al-Rashid Strength and Conditioning Award...became the first Longhorn lineman since Brian Espinoza (118 in 1986) to lead the team in tackles, registering a career-high 101 tackles (50 solos) with three sacks and 21 stops for losses...was credited with 24 quarterback pressures...caused and recovered a pair of fumbles...was an All-Big 12 Conference second-team choice in 1998...named the team's Most Consistent Defensive Player...started every game...recorded 60 tackles (29 solos) with two sacks and eight stops for losses...registered six quarterback pressures, five pass deflections and recovered one fumble...appeared in three games in 1997 before being granted a medical



redshirt...finished with 13 tackles (6 solos), a forced fumble and a quarterback pressure...played in every game as a true freshman in 1996, starting six at nose guard...recorded 77 tackles (51 solos), one sack and seven stops for losses...had three quarterback pressures and a forced fumble...majored in history.

PERSONAL: Was an All-State Class 5A first-team selection and two-time District Defensive Player of the Year at Ball (Galveston, Texas) High...recorded 102 tackles with 12 sacks, two forced fumbles and a fumble recovery while also blocking three kicks as a senior...blocked three kicks and made 116 tackles as a junior...regularly volunteered at the Austin Children's Hospital...is the son of Ivory Anderson...Full name: Casey Hampton.

97



BELL

6-1, 246


KENDRELL BELL**LINEBACKER****HEIGHT**— 6-1**WEIGHT**— 246**COLLEGE**— Georgia**BIRTHDATE**— July 17, 1980**BIRTHPLACE**— Augusta, Ga.**HOW ACQUIRED**— D2-'01 (#8, 39)**NFL EXPERIENCE**— Rookie

Bell was the undisputed leader of Georgia's defensive unit...has a great feel for the play while it is developing...has superb quickness and acceleration...is very physical at the point of attack and uses his strength to easily disengage from larger blockers...was a special teams standout with five blocked kicks to his credit... started only 16 games but finished his University of Georgia career with 153 tackles (95 solos), seven quarterback sacks, 10 stops behind the line of scrimmage, five forced fumbles and 14 quarterback pressures...was a 2000 All-American Dream Team choice by *The Sports Xchange* and an All-Southeastern Conference second-team pick by the league's coaches...started the final 10 games at middle linebacker...finished second on the team with 92 tackles (53 solos)...had two sacks, five stops for losses and a pair of quarterback pressures...caused and recovered two fumbles...intercepted a pass and deflected three others...finished 1999 as the team's fourth leading tackler with 61 tackles (42 solos) despite not starting until the season's sixth game...registered five



sacks and 10 stops for losses...was credited with 20 quarterback pressures...forced three fumbles, intercepted three passes and deflected another...set a school single-season record with five blocked kicks...was a Super Prep JUCO 100 selection during his two-year career at Middle Georgia Junior College (1997-98)...recorded 132 tackles with six sacks for a defensive unit that ranked first in the nation in 1998...played fullback in 1997 and gained 689 yards...majored in child and family development.

PERSONAL: Lettered in football at Laney High in Augusta, Ga....earned All-State and *Atlanta-Journal Constitution* All-South honors...was coached by Otis Smart...also lettered in basketball and track...finished fifth in the state in the shot put as a senior...is the son of Henry and Barbara Booker...Full name: Kendrell Alexander Bell.



MATHIAS NKWENTI

OFFENSIVE TACKLE

HEIGHT—6-3

WEIGHT—295

COLLEGE— Temple

BIRTHDATE— May 11, 1978

BIRTHPLACE— Younda, Camaroon, Africa

HOW ACQUIRED— D4-'01 (#16, 111)

NFL EXPERIENCE— Rookie

Nkwenti is a superb physical specimen...has an aggressive playing style...is flexible in his movements...has the foot speed and power to excel at trap blocking...began college career as a defensive lineman but shifted to offense in spring of 2000...regarded as the school's best line prospect since Tre' Johnson (1991-94)...did not begin playing organized football until his junior year of high school...was an All-America honorable mention, All-Big East Conference first-team and Super Sleeper Team selection by *The Sports Xchange* in 2000...started every game at right tackle, helping the Owls offense generate 3,412 yards (team gained 2,250 yards in 1999)...graded 79 percent or better in seven contests...finished the season with 59 knockdown blocks...played in three games as a reserve defensive tackle in 1999 before a shoulder injury forced him to miss most of the season...saw time in the season finale versus Miami...recorded three tackles (two solos), including one for a two-yard loss...appeared in 10 games in 1998...made two starts at defensive tackle...recorded 19 tackles (15 solos), three sacks and five tackles for losses...also batted away one pass and was



credited with two quarterback pressures...played in 10 games in 1997 as a reserve defensive tackle...recorded 17 tackles (seven solos) and a sack...redshirted as a freshman in 1996...graduated with a degree in sport and recreation management.

PERSONAL: Earned All-County and All-State honors in his senior year at Thomas S. Wootton (Rockville, Md.) High...played two seasons of varsity football as a starting lineman...lettered three times in varsity track & field in the weight events...was named to the All-County track team in each of his three seasons and twice earned All-State honors...ranked among the top 30 in the nation in the discus throw during his senior year...is the son of Ignathus and Susan Nkwenti...father is a diplomatic representative of Cameroon assigned to the United States...lives in Jessup, Maryland...Full name: Mathias Fru Nkwenti.

56

OKOBI



6-1, 300

CHUKKY OKOBI**CENTER/GUARD****HEIGHT**— 6-1**WEIGHT**— 300**COLLEGE**— Purdue**BIRTHDATE**— November 18, 1978**BIRTHPLACE**— Pittsburgh, Pa.**HOW ACQUIRED**— D5-'01 (#15, 146)**NFL EXPERIENCE**— Rookie

Okobi is an explosive player who has a powerful lower body...compensates for his lack of height with his long arms...plays with good leverage...squats more than 700 pounds...started every game at center in 2000...tore his left biceps muscle before the start of the '99 season, but returned to start final six games at right guard...part of an offensive line that allowed only 15 sacks in 568 pass attempts (one every 37.9 attempts)...was selected as a second-team All-Big Ten guard by coaches and honorable mention by the media in 1998...started all 13 games (11 at right guard and two at center)...part of offensive line that allowed only 16 sacks in 594 pass attempts (one every 37.1 attempts)...started all 12 games at right guard in 1997...redshirted in 1996....majored in telecommunications.

PERSONAL: Was an honorable mention All-American and all-conference selection twice at Trinity Pawling (N.Y.) High School...was a three-

year two-way starter as an offensive lineman and defensive tackle...led team in tackles (78) and sacks as senior captain for a team that won a league title in 1994...placed fourth in the shot put at the New England Prep Championships as a junior...is the son of Elsie Okobi...Full name: Chukwunweze Sonume Okobi.



RODNEY BAILEY

DEFENSIVE END

HEIGHT— 6-3

WEIGHT— 292

COLLEGE— Ohio State

BIRTHDATE— October 7, 1979

BIRTHPLACE— Cleveland, Ohio

HOW ACQUIRED— D6a-'01 (#18, 181)

NFL EXPERIENCE— Rookie

Bailey is a very intense player who improved throughout his college career...is quick off the snap...is a big-play performer...started 34 games for the Buckeyes...finished college career with 17½ sacks...had his best year as a senior...was team co-captain and Defensive Player of the Year in 2000...registered 31 tackles, 13 tackles for losses, eight sacks and batted down four passes...voted by his teammates as Co-Most Inspirational Player at the end of his senior year...started six games and played in all 12 in 1999...recorded 23 tackles, five tackles for losses and one sack...started all 12 games as a sophomore in 1998...recorded 16 tackles, including 10 tackles for losses...ranked third on team with 5½ sacks and batted down three passes...was credited with three pass defenses...played in every game as a true freshman...started four games...ended year with 19 tackles, four tackles for losses and three sacks...did not turn 18 until after the start of the season...graduated in 3½ years with a degree in communications.

PERSONAL: Was a high school All-American at St. Edwards High School...selected as a first-team Division I Associated Press All-State pick...voted Cleveland area Division I Defensive Player of the Year by the *Cleveland Plain Dealer* and selected as the Cleveland Touchdown Club Player of the Year...had 111 tackles with 16 sacks as a senior and finished his high school career with 199 tackles and 26 sacks...named to five high school All-American teams...is the son of Ransford and Dianne Bailey...Full name: Rodney Dwayne Bailey.

95

KNIGHT



6-0, 245

ROGER KNIGHT
LINEBACKER**HEIGHT**—6-0**WEIGHT**—245**COLLEGE**—Wisconsin**BIRTHDATE**—October 11, 1978**BIRTHPLACE**—St. Ann's, Jamaica**HOW ACQUIRED**—D6b-'01 (#19, 182)**NFL EXPERIENCE**—Rookie

Knight is an extremely athletic linebacker...played both inside and outside in college...is very intelligent...has improved instincts throughout his college career...plays quicker than he times...started 24 games for Wisconsin...had his best year as a senior...started every game at either inside or outside linebacker...finished second on the team with 87 tackles...had eight tackles for losses, four sacks, five QB pressures and two pass defenses...split time in 1999 between inside and outside linebacker...started eight games (two at ILB and six at OLB)...registered a career-high 63 tackles...finished third on the team with seven tackles for losses...was an Academic All-Big Ten selection in 1998...started first two games of the season before injuring ankle...returned but re-injured ankle...finished season with nine tackles in six games...participated on special teams as a true freshman in 1997...registered 12 tackles in 12 games...majored in mechanical engineering.

PERSONAL: Was a first-team all-state selection as a senior at Brooklyn (N.Y.) Tech...was a two-time All-Brooklyn honoree...his 211 career tackles set school record...was captain and MVP as a senior when he recorded 108 stops and an interception...caught 19 passes for 327 yards and six TDs as a tight end in his final two seasons...was a four-year honor student...is the son of Herbert and Barbara Knight...Full name: Roger Oliver Knight.



16

TAYLOR



5-10, 190

CHRIS TAYLOR
WIDE RECEIVER**HEIGHT**—5-10**WEIGHT**—190**COLLEGE**—Texas A&M**BIRTHDATE**—April 25, 1979**BIRTHPLACE**—Temple, Texas**HOW ACQUIRED**—D7-'01 (#18, 218)**NFL EXPERIENCE**—Rookie

Taylor has tremendous speed...gets in high gear quickly and accelerates out of his cuts...shows ability to adjust to the ball on the move...excels at returning punts and kickoffs...finished his career with 83 catches, 1,316 receiving yards and seven receiving touchdowns...totaled 581 career punt return yards...compiled 2,316 all-purpose yards...average length of his eight career scoring strikes (including one kickoff return) was 53.1 yards...grabbed at least one catch in 29 of his last 33 games...started seven games in 2000 and caught 32 passes for 390 yards and one TD...returned 17 punts for 129 yards (7.6 avg.)...led team in 1999 in receptions (33), receiving yards (591) and receiving TDs (4)...set school record with a 96-yard touchdown reception against Tulsa...returned 16 punts for 103 yards (6.4 avg.)...led team with 73 all-purpose yards per game...earned All-Big 12 mention in 1998 after catching 15 passes for 306 yards and two TDs...rushed for 63 yards on two carries...registered 285 yards on punt returns and 162 yards on kickoff returns...was named Big 12 Special Teams Player of the Week against Oklahoma State after scoring on an 84-yard kickoff return...played in all 13 games as a freshman and started as the third wide receiver against Texas Tech...caught three passes for 29 yards...returned six punts for 68 yards...gained 83 yards on six kickoff returns...majored in psychology.

PERSONAL: Played defensive back, quarterback, receiver, running back and placekicker at Class 3A Madisonville High School...rushed for 1,273 yards and seven TDs as a senior in 1996...also lettered in track, baseball and basketball...is the son of Earnest and Vernice Taylor...Full name: Christopher Tremayne Taylor.

**STEELERS ROOKIE FREE AGENTS****93****ALMANZAR****6-3, 295****LUIS ALMANZAR**
DEFENSIVE TACKLE**HEIGHT**— 6-3**WEIGHT**— 295**COLLEGE**— Southwest Missouri State**BIRTHDATE**— December, 15, 1976**BIRTHPLACE**— Jersey City, N.J.**HOW ACQUIRED**— FA-'01**NFL EXPERIENCE**— Rookie

Almanzar played in 10 games as a senior...registered 24 tackles (14 solo) and three tackles for a loss...batted down three passes...made an immediate impact for SMS in 1999 after transferring from the University of Nebraska...appeared in nine games with six starts...was named to the honorable mention all-Gateway Conference team...was also tabbed an all-Gateway newcomer...was named the Gateway defensive player of the week for his season-high 10-tackle performance vs. Indiana State...led team with 10 sacks on the season...lettered as a sophomore at Nebraska on 1998 national championship team...lettered as a redshirt freshman at Nebraska in 1997...redshirted at Nebraska in 1996...majored in sociology.

PERSONAL: Played three years at Dickinson (N.J.) High, where he led the Rams to an 8-1 record as a senior and a 7-3 record as a junior...is the son of Maria Almanzar...Full name: Luis Sammy Almanzar.

18**BAKER****6-4, 208****TIM BAKER**
WIDE RECEIVER**HEIGHT**— 6-4**WEIGHT**— 208**COLLEGE**— Texas Tech**BIRTHDATE**— October 23, 1977**BIRTHPLACE**— Amarillo, Texas**HOW ACQUIRED**— FA-'01**NFL EXPERIENCE**— Rookie

Baker is a tall receiver with good hands...has deceptive speed...led Big 12 and ranked 26th nationally in receiving with 5.8 receptions per game in

2000...led conference with 69 receptions, ranked third in TD catches (7) and fourth in yards (765)...his 69 catches ranks second all-time on the Big 12 single-season list...played in all 11 games in 1999...set career-highs for receptions (22), yards (370) and TDs (2)...averaged 16.8-yards-per-catch...caught 10 passes for 81 yards and a touchdown while seeing action in eight games as a sophomore...saw action in nine games and started three...caught two passes for 59 yards on the season...was an academic All-Big 12 honorable mention selection...redshirted in 1996...majored in business & finance management.

PERSONAL: Was a 1996 graduate of Borger High School...tore knee ligament in first half of season opener and missed rest of senior season...caught 51 passes for 925 yards and eight TDs as junior...also played defensive back and returned punts...three-year starter...first-team all-Area by *Amarillo Globe-News* as a junior...twice all-District 1-4A...was an all-District selection in basketball and baseball as junior...is the son of Joye and the late Buz Baker...Full name: Timothy Charles Baker.

68

BOBO



6-4, 290

DAVID BOBO

GUARD

HEIGHT—6-4

WEIGHT—290

COLLEGE—Texas Christian

BIRTHDATE—October 28, 1977

BIRTHPLACE—Odessa, Texas

HOW ACQUIRED—FA-'01

NFL EXPERIENCE—Rookie

A tackle in college, Bobo started 29 consecutive games...helped pave the way for Ladanian Tomlinson to lead the nation with 2,158 rushing yards in 2000...earned All-WAC honors by the league's head coaches, *Fort Worth Star-Telegram*, *Houston Chronicle* and *The Sporting News*...was a second-team honoree by the *Dallas Morning News*...finished second on the team with 207 knockdowns...was a 1999 unanimous first-team All-WAC selection by league's head coaches, *Dallas Morning News*, *Fort Worth Star-Telegram* and *Football News*...started all 12 games...led team with 197 knockdowns...allowed only 3½ sacks...was one of the top backups on the offensive line in 1998...started at tackle against UNLV and helped team rush for season-high 388 yards and four TDs...started three games at right tackle in 1997 before suffering dislocated elbow...missed final eight games...redshirted in 1996...majored in secondary education.



PERSONAL: Earned consensus all-state, all-Permian Basin, as well as all-West Texas and all-District 4-5A honors for Odessa Permian (H.S.) in 1995...competed on the swim team...won District 4-5A 50-meter freestyle title...is the son of Jim and Suzanne Bobo...Full name: David Aaron Bobo.

44

EVITTS



6-1, 230

CHAD EVITTS

LINEBACKER

HEIGHT—6-1**WEIGHT**—230**COLLEGE**—Tennessee Tech**BIRTHDATE**—June 5, 1978**BIRTHPLACE**—Hartsville, Tenn.**HOW ACQUIRED**—FA-'01**NFL EXPERIENCE**—Rookie

Evitts was dominant at the Division 1-AA level...finished college career with 308 tackles, 68 tackles for a loss, 10 sacks, six interceptions, forced eight fumbles and recovered five...also blocked three kicks...was a 2000 Buck Buchanan Award finalist, given to the top defensive player in Division 1-AA...selected second-team All-America by *The Sports Network*, *Associated Press* and *Don Hansen's Football Gazette*...also was named first-team All-Ohio Valley Conference as well as OVC Defensive Player of the Year...led team with 118 tackles (48 solo)...led conference and set school record with 24 tackles for loss...had two QB sacks and 18 QB hurries...forced five fumbles and recovered one...registered one interception...blocked one kick...was a first-team All-OVC selection in 1999...led team with 95 tackles, including 23 tackles for losses...established himself as an impact player on the Golden Eagle defense as a sophomore...earned second-team All-OVC honors and led the league in tackles for losses...saw reserve duty as a redshirt freshman...registered 10 total tackles...redshirted in 1996...majored in animal science.

PERSONAL: Earned four letters at offensive guard and linebacker at Trousdale County High School...team posted a 47-7 record during his four years...helped lead his team to the region title each year and one state championship...was a two-time all-state pick...was Class A Lineman of the Year as a senior when he totaled 187 tackles and blocked seven punts...earned all-region honors three times and was twice named region MVP...is the son of Rick and Cynthia Evitts...Full name: Chad Edward Evitts.

34

FAULKNER



5-9, 204

EDDIE FAULKNER

RUNNING BACK

HEIGHT- 5-9
 WEIGHT- 204
 COLLEGE- Wisconsin
 BIRTHDATE- October 20, 1977
 BIRTHPLACE- Muncie, Ind.
 HOW ACQUIRED- FA-'01
 NFL EXPERIENCE- Rookie

Faulkner is a quick and versatile running back...rushed 267 times for 1,058 yards (4.0 avg.) and seven TDs during his college career...finished 2000 third on the club with 244 yards rushing and a 4.2-yard avg. as backup tailback...shared backup tailback slot with Michael Bennett in 1999...switched to strong safety during bowl preparations...rushed for 288 yards on 60 carries (2.8 avg.) and scored two TDs...gained 173 yards on 59 carries (2.9 avg.) and scored two TDs as a sophomore...missed two games with shoulder injury in 1997...rushed for 353 yards on 90 carries (3.9 avg.) and scored one TD in relief role at tailback...redshirted in 1996...majored in history.

PERSONAL: Voted first-team all-state after rushing for 1,606 yards and 19 TDs at Central High School...earned regional all-America honors from *Super Prep* and *Blue Chip*...set school records with 3,441 yards rushing and 172 points in his career...recorded nine interceptions and 175 tackles in career...captain of football and basketball teams...gained 1,378 yards as a junior...won the 100 (10.7), 200 (21.9) and 400 (48.8) meters at conference track meet as a senior...is the son of Edgar and Eralene Faulkner...Full name: Edgar Faulkner III.

79

FEHRMAN



6-6, 307


ROB FEHRMAN

OFFENSIVE TACKLE

HEIGHT- 6-6
 WEIGHT- 307
 COLLEGE- Bowling Green
 BIRTHDATE- January 3, 1978
 BIRTHPLACE- Byesville, Ohio
 HOW ACQUIRED- FA-'01
 NFL EXPERIENCE- Rookie

Fehrman has good size and athletic ability...was a team captain and one of two returning starters on the offensive line in 2000...started all 44 games in his college career...earned President's Award for his athletic and academic achievement...named to the MAC Honor Roll...started all 11 games for the Falcons at left tackle in 1999...started all 11 games at left tackle as a sophomore in 1998...helped the Falcon running game to its best season in more than 20 years...team finished third in the MAC in rushing and 13th in the country...earned first letter as a redshirt freshman...started all 11 games at left tackle...redshirted in 1996...majored in communication disorders.

PERSONAL: Was a three-year starter at Meadowbrook H.S...played center as a sophomore and tight end and defensive end his last two years...earned first-team honors from both the Ohio Valley Athletic Conference and the Eastern Conference League...was credited with 64 tackles (36 solo) as a senior...also caught nine passes...had 172 tackles and 15 receptions for his career...lettered in basketball where he was team captain his last two seasons...was the first football player from his high school to earn a Division I scholarship...is the son of Roy and Sondra Fehrman...Full name: Robert James Fehrman.



ROD FRAZIER

FULLBACK

HEIGHT—5-11

WEIGHT—242

COLLEGE—Florida

BIRTHDATE—February 11, 1978

BIRTHPLACE—Bradenton, Fla.

HOW ACQUIRED—FA-'01

NFL EXPERIENCE—Rookie

Frazier played in 42 regular-season games with 25 starts...rushed for 38 yards on 10 carries (3.8 avg.)...had 19 career receptions for 158 yards (8.3 avg.) and one TD...started 10-of-12 games in 2000...also started in the Sugar Bowl...rushed once for seven yards and caught four passes for 26 yards...received Florida's Inspirational Award following the 2000 season...played in 11-of-12 games as a junior, with one start versus Alabama (SEC Championship Game)...received team's Best Effort on Offense Award...caught three passes for 23 yards for the season...played in eight of 12 regular-season games with seven starts in 1998...missed the final three games of the regular season following a knee injury vs. Georgia...had two carries for six yards and three catches for 28 yards on the year...played in

all 12 games with six starts as a redshirt freshman...moved into starting lineup at fullback in week four...had seven carries for 25 yards and a TD and nine receptions for 81 yards and one TD on the year...redshirted in 1996...majored in sociology.

PERSONAL: Considered one of Florida's top fullbacks...rushed for 845 yards on 145 carries (5.8 avg.) with 10 TDs as a senior at Bradenton Manatee H.S....selected team offensive MVP in 1995...ranked among the top three FB prospects in the state by *SuperPrep*...named his high school team's Offensive Most Valuable Player of the Year in 1995...was a nominee for the Manatee County Student of the Year...is the son of Tommie Sr. and Priscilla Frazier...brother, Tommie Frazier, was the runner-up for the 1995 Heisman Trophy and led Nebraska to back-to-back national championships in 1994 and 1995...Full name: Roderick Lamar Frazier.



JOEY GETHERALL

WIDE RECEIVER

HEIGHT— 5-7
WEIGHT— 170
COLLEGE— Notre Dame
BIRTHDATE— November 7, 1978
BIRTHPLACE— Los Angeles, Calif.
HOW ACQUIRED— FA-'01
NFL EXPERIENCE— Rookie

Getherall has tremendous speed and quickness...is a dangerous kick returner...led team in receiving yards (323) and TDs (4) on 17 receptions in 2000...named third-team All-American punt returner and to All-Independent Team as returner by *Collegefootballnews.com*...ranked ninth nationally in punt returns with a 16.3 avg. and two TDs on 24 returns (392 yards)...was one of just three players in Notre Dame history to return two punts of at least 73 yards each for TDs in a career and was the only Irish player to accomplish that in one season...played in 12 games and started six...finished 1999 with 35 catches...played in 12 games and started one as a sophomore...led team with 20 punt returns for 7.8-yard avg....finished with 13 receptions...played in 10 games in 1997 and was one of six freshmen to earn a letter...started at wide receiver in season-opener vs. Georgia Tech...became first Irish freshman to start first game of his college career since linebacker Mike Kovaleski did it in 1983...majored in marketing.

PERSONAL: Earned three letters in football at Bishop Amat High School in LaPuente, California...career totals included 116 catches for 2,420 yards and 25 TDs, as part of 5,044 all-purpose yards and 53 total TDs...also played



defensive back...selected to '90s All-Decade team and All-Century team by *San Gabriel Valley Tribune*...team won CIF Division I titles in both football and baseball...caught 48 passes for 1,162 yards (24.2 avg.) and 12 TDs as senior in '96...also rushed six times for 122 yards...averaged 31.8 yards on kickoff returns (19 for 605) and 21.3 yards (13 for 277) on punt returns...had 2,166 all-purpose yards in '96, averaging 25.18 yards each time he touched the football...named first-team all-Del Rey League, all-San Gabriel Valley, all-Los Angeles County and all-CIF as senior...won Olivers Award as top Japanese-American prep athlete...earned three letters in baseball...is the son of Joe and Chieko Getherall...Full name: Joey Isamu Getherall.

76

HOKE



6-2, 290

CHRIS HOKE**DEFENSIVE TACKLE****HEIGHT**— 6-2**WEIGHT**— 290**COLLEGE**— Brigham Young**BIRTHDATE**— April 6, 1976**BIRTHPLACE**— Long Beach, Calif.**HOW ACQUIRED**— FA-'01**NFL EXPERIENCE**— Rookie

Hoke plays with a lot of intensity...has good technique...finished 2000 fourth on team with 51 tackles (25 solo), which tied a career-high...registered five sacks and 15 tackles for losses...recovered one fumble...had a career-high 51 tackles (27 solo), including 13 tackles for a loss in 1999...recorded six sacks...recovered one fumble...registered two QB pressures...recorded five or more tackles in four games...named Academic All-Mountain West Conference...registered 37 tackles (30 solo) and five tackles for a loss in 1998...registered three sacks and five QB pressures...helped Cougars defense lead the Western Athletic Conference in total and rushing defense...played entire 1997 season as a backup after spending previous two years on an LDS mission to Brussels, Belgium...registered two tackles...redshirted in 1994...majored in communications.

PERSONAL: Lettered three times in football at Foothill (Long Beach, Calif.) High...team went undefeated and was a CIF quarterfinalist during senior year...named league defensive player of the year...named first-team All-CIF twice, All-Durango County twice and all-league three times...lettered three times in track...was three-time league champion in the shot put...married (Jaimee)...has one son, Cade (1/6/01)...is the son of Ed and Kim Hoke and Frank and Cathy Winger...Full name: Chris Hoke.

5

KOHL



6-4, 215

ANDY KOHL
KICKER/PUNTER**HEIGHT**—6-4**WEIGHT**—215**COLLEGE**—New Mexico State**BIRTHDATE**—April 25, 1979**BIRTHPLACE**—Waukesha, Wis.**HOW ACQUIRED**—FA-'01**NFL EXPERIENCE**—Rookie

Kohl is a versatile kicker with good leg strength...held the starting kick-off duties for four years and was a three-year starting punter...appeared in all 44 games during his career...set a school record for career punting average (42.0)...earned honorable mention All-Big West honors in 2000...was a first-team Academic All-Big West selection...averaged 40.4 yards per punt...pinned 14-of-50 punts inside the 20...was a 1999 honorable mention All-Big West selection as punter...averaged 42.5 yards per punt...totaled 14 kicks inside the 20 and had 12 punts result in fair catches...was an academic All-Big West selection...earned first-team All-Big West honors as a punter as a sophomore...led the Big West in punting with a 42.9 avg...was 0-for-1 on field goal attempts and 2-for-3 on PATs...recorded nine touchbacks on 36 kickoff attempts...majored in psychology.

PERSONAL: Voted first-team All-State and All-Area by the *Milwaukee Journal/Sentinel* as a senior at Catholic Memorial H.S....earned All-Waukesha County honors...converted 46-of-48 PATs as a senior...holds conference record for career field goals...is the son of John and Marge Kohl...brother Jamie was a placekicker at Iowa State...Full name: Andrew Joseph Kohl.

37

KURPEIKIS



6-3, 248

JUSTIN KURPEIKIS
LINEBACKER**HEIGHT**—6-3**WEIGHT**—248**COLLEGE**—Penn State**BIRTHDATE**—July 17, 1977**BIRTHPLACE**—Allison Park, Pa.**HOW ACQUIRED**—FA-'01**NFL EXPERIENCE**—Rookie



Kurpeikis is an intense competitor...stood out on special teams...played defensive end in college...closed out his career with 172 tackles (128 solos), 17 quarterback sacks and 43 stops for losses...twice earned Academic All-Big Ten honors (1997-98)...was a 2000 All-Big Ten Conference first-team choice...was a Super Sleeper Team pick by *The Sports Xchange*...won the Hall Foundation Award, given to the team's Most Valuable Player...was a defensive co-captain...finished second on the team with a career-high 76 tackles (55 solos), six sacks and 18 stops for losses...intercepted two passes, deflected four others and forced one fumble...recorded 52 tackles (39 solos), nine sacks and 13 stops for losses in his first year as a starter in 1999...played in every game as a reserve defensive end as a sophomore...made 20 tackles (15 solos), one sack and seven stops for losses...played in every game as a redshirt freshman...finished with 24 tackles (19 solos), a sack and five stops for losses...redshirted in 1996...majored in Letters, Arts and Sciences.

PERSONAL: Finished high school career with 364 tackles and 12 sacks...also rushed for 929 yards and 18 scores at Pittsburgh's Central Catholic High School...was an All-American selection by *SuperPrep*, *Blue Chip Illustrated*, *Prep Football Report* and *G&W Report* as a senior linebacker...was a first-team All-State choice after registering 149 tackles, five sacks, two interceptions and eight blocks of extra points in 1995...played fullback and rushed for 529 yards on 56 carries (9.4 avg.) and scored 10 touchdowns as a senior...was a two-time All-Conference pick, a *Pittsburgh Post-Gazette* Feb 22 and a *Tribune Review* Finest 44 selection...was a sprinter and shot putter on the track team...is the son of Katherine and Leonard Kurpeikis...brother, Chris, played football at the University of Michigan (1994-95)...Full name: Justin William Kurpeikis.

13

PROVITT



6-3, 216

VANNESS PROVITT

WIDE RECEIVER

HEIGHT—6-3

WEIGHT—216

COLLEGE—Ohio State

BIRTHDATE—January 20, 1977

BIRTHPLACE—Warren, Ohio

HOW ACQUIRED—FA-'01

NFL EXPERIENCE—Rookie

Provitt has a good combination of size and speed...finished 2000 fifth on the team with 16 receptions for 228 yards (14.3 avg.)...played in 11 games in 1999 after recovering from a broken fibula in spring drills...caught

seven passes for 122 yards (17.4 avg.) and one TD...had five catches for 104 yards in final five games...missed entire 1998 season after he suffered a pelvic fracture during fall camp...played in eight games in 1997...caught six passes for 56 yards (9.3 avg.)...redshirted in 1996...majored in sociology.

PERSONAL: Won first-team all-state honors as a senior at Warren Harding (Ohio) H.S....caught three three TDs and was the MVP in the 1994 Ohio-Pennsylvania Big 33 game...earned eight letters, three each in football and basketball and two in baseball...attended Fork Union Military Academy in 1995 and caught 37 passes for 1,200 yards and 12 touchdowns...is the son of Debbie and Bernard Provitt...Full name: Vanness De-Von Provitt.

29

SADLER



5-9, 184

ADRIAN SADLER

CORNERBACK

HEIGHT-5-9

WEIGHT-184

COLLEGE- Rice

BIRTHDATE- March 10, 1978

BIRTHPLACE- Texarkana, Texas

HOW ACQUIRED- FA-'01

NFL EXPERIENCE- Rookie

Sadler was a three-year starter at cornerback who moved to running back as a senior, then back to cornerback late in the season...finished career with 130 tackles and 21 pass deflections...started five games at half-back in 2000...rushed for 124 yards on 33 attempts (3.8 avg.)...had four receptions for 156 yards and one TD...returned seven kickoffs for 107 yards (15.3 avg.)...recorded three tackles and one pass defense...started all 11 games at cornerback in 1999...had 48 tackles (35 solo) and his first career interception...averaged 21.2 yards on 11 kickoff returns...started 10 games at cornerback in 1998...registered 39 tackles (30 solo), including three for losses...had five pass defenses...returned one kickoff for 22 yards...started final 10 games in 1997...made 40 tackles (32 solo)...tied for team lead with eight pass defenses...redshirted in 1996...majored in sports management.

PERSONAL: Was a three-year starter at New Boston High School...named first-team All-District 13-3A running back and second-team All-District defensive back in 1995...rushed for 1,028 yards and 15 TDs as a senior...gained 2,500 yards and scored 22 TD during his three-year career...lettered three years in basketball and four years in track...is the son of Lawrence and Eddie Sadler...lives in New Boston, Texas...has one brother and two sisters...Full name: Adrian Lawrence Sadler.



46

SPRAGUE



6-4, 252

RYAN SPRAGUE**TIGHT END****HEIGHT**—6-4**WEIGHT**—252**COLLEGE**—Florida State**BIRTHDATE**—November 3, 1977**BIRTHPLACE**—Charlotte, N.C.**HOW ACQUIRED**—FA-'01**NFL EXPERIENCE**—Rookie

Sprague was a walk-on at Florida State...played in 10 games as a senior...started last five games...caught a career-high 12 passes for 212 yards (17.7 avg.)...named co-Most Improved Player of the offense in 1999...started every game at tight end...caught five passes for 76 yards and a TD...the touchdown was his first at any level of football...appeared in every game in 1998...played on special teams, at tight end and at fullback...did not catch a pass...was a blocking back and blocking tight end in short yardage formations...earned a scholarship in the 1997 preseason...played in every game as a member of special teams...began the year at center before moving to tight end...redshirted in 1996...majored in sport management.

PERSONAL: Played tight end, defensive end and linebacker at Lakeside High School...caught 14 passes for 140 yards as a senior...earned honorable mention All-Central Savannah River Area...received the Captain's Award by his football coaches as a senior...lettered twice in wrestling...named MVP of the wrestling team as a senior...is the son of Larry and Candi Sprague...lives in Augusta, Georgia...Full name: Ryan Michael Sprague.

69

THARPE




6-4, 291

NIGEL THARPE**DEFENSIVE TACKLE****HEIGHT**—6-4**WEIGHT**—291**COLLEGE**—Iowa State**BIRTHDATE**—March 24, 1978**BIRTHPLACE**—Detroit, Mich.**HOW ACQUIRED**—FA-'01**NFL EXPERIENCE**—Rookie



Tharpe finished his career with 108 tackles and three sacks in 42 games...recorded 35 tackles (20 solo) and two tackles for a loss as a senior...started seven games at nose guard in 1999...finished the season with 33 tackles (12 solo), including three tackles for a loss and one sack...played in 10 games and started one as a sophomore...finished the season with 20 tackles (13 solo) and one sack...redshirted in 1996...majored in art and design.

PERSONAL: Named honorable mention All-State by the *Detroit Free Press* and *Detroit News*...was an All-City and All-Metro selection...was a two-year starter at offensive and defensive tackle...is the son of Bobbie and Anita Tharpe...Full name: Nigel Tharpe.



KEYDRICK VINCENT

GUARD

HEIGHT— 6-5
WEIGHT— 330
COLLEGE— Mississippi
BIRTHDATE— April 13, 1978
BIRTHPLACE— Bartow, Fla.
HOW ACQUIRED— FA-'01
NFL EXPERIENCE— Rookie

Vincent is an imposing physical specimen...has great size...appeared in all 12 games in 2000...started 11 games at right guard...helped offensive line allow the fewest sacks in the Southeastern Conference and tie for third-fewest in the nation with seven...played in 11 games and made eight starts at right guard as a junior...missed Tulane game after having surgery on his left knee...helped team rank second in conference in rushing with 182.5 yards-per-game...team ranked second in SEC for fewest sacks allowed in 1999 (16)...played in all 12 games and earned his second letter in 1998...started eight games at right guard...played in 11-of-12 games as a true freshman...majored in banking and finance.

PERSONAL: Earned four letters a Class 5-A Lake Gibson High...was a first-team All-State defensive line selection...played in the Florida-Georgia All-Star game...selected to *SuperPrep* All-Florida team...named *USA Today* honorable mention All-America...received first-team All-Area, All-County and All-District honors...was credited with 52 tackles in only four games on defense as a senior...lettered four times in track...finished second in the state in the discus (159-0) and third in the shot (50-2)...received Polk County Athlete of the Year honors in track...is the son of Linda Grace and Herman Prince...Full name: Keydrick Trepell Vincent.



2001 STEELERS NUMERICAL ROSTER

No.	Name	Pos.	Exp.	No.	Name	Pos.	Exp.
3	Brown, Kris	K	3	53	Haggans, Clark	LB	2
4	Miller, Josh	P	6	54	Schneck, Mike	LS	3
5	Kohl, Andy	P/K	R	55	Porter, Joey	OLB	3
8	Maddox, Tommy	QB	5	56	Okobi, Chukky	C/OG	R
9	Stukes, Dwayne	DB	1	57	Fiala, John	LB	4
10	Stewart, Kordell	QB	7	60	Ross, Oliver	G	1
11	Graham, Kent	QB	10	61	Myslinski, Tom	G	9
13	Provitt, Vanness	WR	R	62	Duffy, Roger	G/C	12
15	Getherall, Joey	WR	R	64	Harlings, Jeff	C	7
16	Taylor, Chris	WR	R	65	Tylski, Rich	G	6
17	Martin, Tee	QB	2	66	Faneca, Alan	OG	4
18	Baker, Tim	WR	R	67	von Oelhoffen, Kimo	DL	8
19	Brown, Demetrius	WR	2	68	Bobo, David	OG	R
20	Washington, Dewayne	CB	8	69	Tharpe, Nigel	DT	R
21	Zereoue, Amos	RB	3	71	Tharpe, Larry	OT	9
22	Poteat, Hank	CB	2	72	Gandy, Wayne	OT	8
23	Simmons, Jason	CB	4	73	Combs, Chris	DE	2
24	Codie, Nakia	DB	2	74	Sullivan, Chris	DL	6
25	Rivers, Ron	RB	8	76	Hoke, Chris	DT	R
26	Townsend, Deshea	CB	4	76	Vincent, Keydrick	OG	R
27	Alexander, Brent	S	8	77	Smith, Marvel	OT	2
28	Battles, Ainsley	S	2	78	Nkwenti, Mathias	OT	R
29	Sadler, Adrian	DB	R	79	Fehrman, Rob	OT	R
30	Scott, Chad	DB	5	80	Burrress, Plaxico	WR	2
31	Logan, Mike	DB	5	81	Edwards, Troy	WR	3
34	Faulkner, Eddie	RB	R	82	Shaw, Bobby	WR	4
35	Kreider, Dan	FB	2	83	Loud, Kamil	WR	3
36	Bettis, Jerome	RB	9	84	Tuman, Jerame	TE	3
37	Kurpeikis, Justin	LB	R	85	Geason, Cory	TE	2
38	Witman, Jon	FB	6	86	Ward, Hines	WR	4
39	Strickland, Timothy	CB	1	87	Bruener, Mark	TE	7
41	Flowers, Lee	SS	7	89	Blackwell, Will	WR	5
42	Bell, Myron	S	8	90	Thompson, Donnel	LB	2
42	Frazier, Rod	FB	R	91	Smith, Aaron	DE	3
43	Williams, Payton	S	1	92	Gildon, Jason	LB	8
44	Evitts, Chad	LB	R	93	Almanzer, Luis	DT	R
45	Fuamatu-Ma'afala, Chris	RB	4	94	Bailey, Rodney	DE	R
46	Sprague, Ryan	TE	R	95	Knight, Roger	LB	R
48	Cushing, Matt	TE	3	96	Clancy, Kendrick	NT	2
49	Sands, Mike	LB	1	97	Bell, Kendrell	LB	R
50	Holmes, Earl	LB	6	98	Hampton, Casey	DT	R
51	Jones, Mike	LB	11				

2001 STEELERS ALPHABETICAL ROSTER

No.	Name	Pos.	Ht.	Wt.	D.O.B	Exp.	College	Hometown	How Acq.
27	Alexander, Brent	S	5-11	196	7/10/71	8	Tennessee St.	Gallatin, TN	FA (Car)-'00
93	Almanzar, Luis	DT	6-3	282	12/15/76	R	SW Missouri St.	Jersey City, NJ	FA-'01
94	Bailey, Rodney	DE	6-3	281	10/7/79	R	Ohio State	Cleveland, OH	D6a-'01
18	Baker, Tim	WR	6-5	200	10/23/77	R	Texas Tech	Amarillo, TX	FA-'01
28	Battles, Ainsley	S	5-10	190	11/6/77	2	Vanderbilt	Lilburn, GA	FA-'00
97	Bell, Kendrell	LB	6-1	236	7/17/80	R	Georgia	Augusta, GA	D2-'01
40	Bell, Myron	S	5-11	203	9/15/71	8	Michigan St.	Toledo, OH	FA-'00
36	Bettis, Jerome	RB	5-11	250	2/16/72	9	Notre Dame	Detroit, MI	T(SIL)-'96
89	Blackwell, Will	WR	6-0	190	7/6/75	5	San Diego St.	Texarkana, TX	D2-'97
68	Bobo, David	OG	6-4	290	10/28/77	R	Texas Chrisitan	Odessa, TX	FA-'01
19	Brown, Demetrius	WR	6-3	209	4/10/76	1	Wisconsin	Milwaukee, WI	FA-'00
3	Brown, Kris	K	5-10	204	12/23/76	3	Nebraska	Southlake, TX	D7c-'99
87	Bruener, Mark	TE	6-4	261	9/16/72	7	Washington	Aberdeen, WA	D1-'95
80	Burruss, Plaxico	WR	6-5½	229	8/12/77	2	Michigan St.	Virginia Beach, VA	D1-'00
96	Clancy, Kendrick	NT	6-1	280	9/17/78	2	Mississippi	Tuscaloosa, AL	D3a-'00
24	Codie, Nakia	DB	6-2	208	1/20/76	2	Baylor	Cleburne, TX	FA-'00
73	Combs, Chris	DE	6-4	284	12/15/76	2	Duke	Roanoke, VA	D6a-'00
48	Cushing, Matt	TE	6-3	258	7/2/75	3	Illinois	Fullerton, CA	FA-'99
62	Duffy, Roger	G/C	6-3	299	7/16/67	12	Penn State	Canton, OH	UFA (Jets)-'98
81	Edwards, Troy	WR	5-9	192	4/7/77	3	Louisiana Tech	Shreveport, LA	D1-'99
44	Evitts, Chad	LB	6-0	230	6/5/78	R	Tenn. Tech	Hartsville, TN	FA-'01
66	Faneca, Alan	OG	6-4	315	12/7/76	4	Louisiana St.	New Orleans, LA	D1-'98
34	Faulkner, Eddie	RB	5-9	195	10/20/77	R	Wisconsin	Muncie, TN	FA-'01
79	Fehrman, Rob	OT	6-7	300	1/3/78	R	Bowling Green	Byesville, OH	FA-'01
57	Fiala, John	LB	6-2	243	11/25/73	4	Washington	Kirkland, WA	FA-'98
41	Flowers, Lee	SS	6-0	211	1/14/73	7	Georgia Tech	Columbia, SC	D5a-'95
42	Frazier, Rod	FB	5-11	255	2/11/78	R	Florida	Bradenton, FL	FA-'01
45	Fuamatu-Ma'afala, Chris	RB	5-11	252	3/4/77	4	Utah	Honolulu, HI	D6a-'98
72	Gandy, Wayne	OT	6-5	310	2/10/71	8	Auburn	Haines City, FL	UFA (StL)-'99
85	Geason, Cory	TE	6-3	255	8/12/75	2	Tulane	St. James, LA	FA-'99
15	Getherall, Joey	WR	5-7	175	11/7/78	R	Notre Dame	Hacienda Heights, CA	FA-'01
92	Gildon, Jason	LB	6-3	255	7/31/72	8	Oklahoma St.	Altus, OK	D3a-'99
11	Graham, Kent	QB	6-5	245	11/1/68	10	Ohio State	Wheaton, IL	UFA (NYG)-'00
53	Haggans, Clark	LB	6-3	250	1/10/77	2	Colorado St.	Torrance, CA	D5a-'00
98	Hampton, Casey	DT	6-1	321	9/3/77	R	Texas	Galveston, TX	D1-'01
64	Hartings, Jeff	C	6-3	295	9/7/72	7	Penn State	St. Henry, OH	UFA (Det)-'01
76	Hoke, Chris	DT	6-2	295	4/6/76	R	Brigham Young	Longbeach, CA	FA-'01
50	Holmes, Earl	LB	6-2	250	4/28/73	6	Florida A&M	Tallahassee, FL	D4a-'96
51	Jones, Mike	LB	6-1	240	4/15/69	11	Missouri	Kansas City, MO	FA-'01
95	Knight, Roger	LB	6-1	230	10/11/78	R	Wisconsin	Queens Village, NY	D6b-'01
5	Kohl, Andy	P/K	6-4	220	4/25/79	R	New Mexico St.	Waukesha, WI	FA-'01
35	Kreider, Dan	FB	5-11	242	3/11/77	2	New Hampshire	Mount Joy, PA	FA-'00
37	Kurpeikis, Justin	LB	6-3	250	7/17/77	R	Penn State	Pittsburgh, PA	FA-'01
31	Logan, Mike	DB	6-0	209	9/15/74	5	West Virginia	McKeesport, PA	UFA (Jax)-'01



83	Loud, Kamil	WR	6-0	190	6/25/76	3	Cal-Poly SLO	El Cerrito, CA	FA-'00
8	Maddox, Tommy	QB	6-4	220	9/2/71	5	UCLA	Hurst, TX	FA-'01
17	Martin, Tee	QB	6-1	221	7/25/78	2	Tennessee	Mobile, AL	D5b-'00
4	Miller, Josh	P	6-3	219	7/14/70	6	Arizona	East Brunswick, NJ	FA-'96
61	Myslinski, Tom	G	6-3	298	12/7/68	9	Tennessee	Rome, NY	FA-'00
78	Nkwenti, Mathias	OT	6-3	295	5/11/78	R	Temple	Rockville, MD	D4-'01
56	Okobi, Chukky	C/OG	6-1	315	10/18/78	R	Purdue	Hamden, CT	D5-'01
55	Porter, Joey	OLB	6-2	240	3/22/77	3	Colorado St.	Bakersfield, CA	D3a-'99
22	Poteat, Hank	CB	5-10	190	8/30/77	2	Pittsburgh	Harrisburg, PA	D3b-'00
13	Provitt, Vanness	WR	6-3	205	1/20/77	R	Ohio State	Warren, OH	FA-'01
25	Rivers, Ron	RB	5-8	207	11/13/71	8	Fresno St.	Elizabeth City, NJ	UFA (All)-'01
60	Ross, Oliver	G	6-4	310	9/27/74	2	Iowa State	Culver City, CA	FA-'00
29	Sadler, Adrian	DB	5-9	190	3/10/78	R	Rice	Texarkana, TX	FA-'01
49	Sands, Mike	LB	6-4	235	12/16/77	1	Harvard	Cleveland Heights, OH	FA-'01
54	Schneck, Mike	LS	6-0	250	8/4/77	3	Wisconsin	Whitefish Bay, WI	FA-'99
30	Scott, Chad	DB	6-1	192	9/6/74	5	Maryland	Capitol Heights, MD	D1-'97
82	Shaw, Bobby	WR	6-0	186	4/23/75	4	California	San Francisco, CA	UFA (Sea)-'98
23	Simmons, Jason	CB	5-8	186	3/30/76	4	Arizona State	Inglewood, CA	D5-'98
91	Smith, Aaron	DE	6-5	281	4/9/76	3	Northern Colorado	Colo. Springs, CO	D4-'99
77	Smith, Marvel	OT	6-5	320	8/6/78	2	Arizona State	Oakland, CA	D2-'00
46	Sprague, Ryan	TE	6-5	260	11/3/77	R	Florida State	Augusta, GA	FA-'01
10	Stewart, Kordell	QB	6-1	211	10/16/72	7	Colorado	Marrero, LA	D2-'95
39	Strickland, Timothy	CB	5-9	183	1/13/77	1	Mississippi	Memphis, TN	FA'01N/A
9	Stukes, Dwayne	DB	5-11	185	1/24/77	1	Virginia	Baltimore, MD	FA-'01
74	Sullivan, Chris	DL	6-4	285	3/14/73	6	Boston College	North Attleboro, MA	UFA (NE)-'00
16	Taylor, Chris	WR	5-10	184	4/25/79	R	Texas A&M	Madisonville, TX	D7-'01
71	Tharpe, Larry	OT	6-4	305	11/19/70	9	Tennessee St.	Macon, GA	FA-'00
69	Tharpe, Nigel	DT	6-3	290	3/24/78	R	Iowa State	Detroit, MI	FA-'01
90	Thompson, Donnel	LB	5-11	234	2/17/78	2	Wisconsin	Madison, WI	FA-'00
26	Townsend, Deshea	CB	5-10	175	9/8/75	4	Alabama	Batesville, MS	D4a-'98
84	Tuman, Jerame	TE	6-3	250	3/24/76	3	Michigan	Liberal, KS	D5a-'99
65	Tylski, Rich	G	6-5	308	2/27/71	6	Utah State	San Diego, CA	UFA (Jac)-'00
76	Vincent, Keydrick	OG	6-5	330	4/13/78	R	Mississippi	Bartow, FL	FA-'01
67	von Oelhoffen, Kimo	DL	6-4	305	1/30/71	8	Boise State	Kaunakakai, HI	UFA (Cin)-'00
86	Ward, Hines	WR	6-0	197	3/8/76	4	Georgia	Forest Park, GA	D3b-'98
20	Washington, Dewayne	CB	6-0	193	12/27/72	8	North Carolina St.	Durham, NC	UFA (Min)-'98
43	Williams, Payton	S	5-7	170	11/19/78	1	Fresno St.	Riverside, CA	FA-'00
38	Witman, Jon	FB	6-1	240	6/1/72	6	Penn State	Wrightsville, PA	D3b-'96
21	Zereoue, Amos	RB	5-8	202	10/8/76	3	West Virginia	Hempstead, NY	D3c-'99

COACHES: Bill Cowher, head coach; Mike Mularkey, offensive coordinator; Tim Lewis, defensive coordinator; Mike Archer, linebackers coach; Kenny Jackson, wide receivers coach; Jay Hayes, special teams coach; Dick Hoak, running backs coach; John Mitchell, defensive line coach; Ken Whisenhunt, tight ends coach; Willy Robinson, defensive backs coach; Russ Grimm, offensive line coach; Tom Clements, quarterbacks coach.

2001 PITTSBURGH STEELERS POSITION ROSTER

No.	Name	Pos.	Ht.	Wt.	Age	Exp.	College	How Acquired
Quarterbacks								
8	Maddox, Tommy	QB	6-4	220	29	5	UCLA	FA-'01
10	Stewart, Kordell	QB	6-1	211	28	7	Colorado	D2-'95
11	Graham, Kent	QB	6-5	245	32	10	Ohio State	UFA (NYG)-'00
17	Martin, Tee	QB	6-1	221	22	2	Tennessee	D5b-'00

Running Backs

21	Zereoue, Amos	RB	5-8	202	24	3	West Virginia	D3c-'99
25	Rivers, Ron	RB	5-8	207	29	8	Fresno St.	FA-'01 (Atl)
34	Faulkner, Eddie	RB	5-9	195	23	R	Wisconsin	FA-'01
35	Kreider, Dan	FB	5-11	242	24	2	New Hampshire	FA-'00
36	Beltis, Jerome	RB	5-11	250	29	9	Notre Dame	T(SIL)-'96
38	Witman, Jon	FB	6-1	240	28	6	Penn State	D3b-'96
42	Frazier, Rod	FB	5-11	255	23	R	Florida	FA-'01
45	Fuamatu-Ma'afala, Chris	RB	5-11	252	24	4	Utah	D6a-'98

Wide Receivers

13	Provvitt, Vanness	WR	6-3	205	24	R	Ohio State	FA-'01
15	Getherall, Joey	WR	5-7	175	22	R	Notre Dame	FA-'01
16	Taylor, Chris	WR	5-10	184	22	R	Texas A&M	D7-'01
18	Baker, Tim	WR	6-5	200	23	R	Texas Tech	FA-'01
19	Brown, Demetrius	WR	6-3	209	25	1	Wisconsin	FA-'00
80	Burress, Plaxico	WR	6-5½	229	23	2	Michigan State	D1-'00
81	Edwards, Troy	WR	5-9	192	24	3	Louisiana Tech	D1-'99
82	Shaw, Bobby	WR	6-0	186	25	4	California	UFA (Sea)-'98
83	Loud, Kamil	WR	6-0	190	24	3	Cal-Poly SLO	FA-'00
86	Ward, Hines	WR	6-0	197	25	4	Georgia	D3b-'98
89	Blackwell, Will	WR	6-0	190	26	5	San Diego St.	D2-'97

Tight Ends

46	Sprague, Ryan	TE	6-5	260	23	R	Florida State	FA-'01
48	Cushing, Malt	TE	6-3	258	25	3	Illinois	FA-'99
84	Tuman, Jerame	TE	6-3	250	25	3	Michigan	D5a-'99
85	Geason, Cory	TE	6-3	255	25	2	Tulane	FA-'99
87	Bruener, Mark	TE	6-4	261	28	7	Washington	D1-'95

Offensive Line

56	Okobi, Chukky	C/OG	6-1	315	22	R	Purdue	D5-'01
60	Ross, Oliver	G	6-4	310	26	2	Iowa State	FA-'00
61	Myslinski, Tom	G	6-3	298	32	9	Tennessee	FA-'00
62	Duffy, Roger	G/C	6-3	299	33	12	Penn State	UFA (Jets)-'98
64	Hartings, Jeff	C	6-3	295	28	6	Penn State	UFA (Det)-'01
65	Tylski, Rich	G	6-5	308	30	6	Utah State	UFA (Jac)-'00
66	Fanece, Alan	OG	6-4	315	24	4	Louisiana State	D1-'98
68	Bobo, David	OG	6-4	290	23	R	Texas Christian	FA-'01
71	Tharpe, Larry	OT	6-4	305	30	9	Tennessee State	FA-'00
72	Gandy, Wayne	OT	6-5	310	30	8	Auburn	UFA (SiL)-'99
76	Vincent, Keydrick	OG	6-5	330	23	R	Mississippi	FA-'01
77	Smith, Marvel	OT	6-5	320	22	2	Arizona State	D2-'00
78	Nkwenti, Mathias	OT	6-3	295	23	R	Temple	D4-'01
79	Fehrman, Rob	OT	6-7	300	23	R	Bowling Green	FA-'01

Defensive Line

67	von Oelhoffen, Kimo	DL	6-4	305	30	8	Boise State	UFA (Cin)-'00
69	Tharpe, Nigel	DT	6-3	290	23	R	Iowa State	FA-'01
73	Combs, Chris	DE	6-4	284	24	2	Duke	D6a-'00
74	Sullivan, Chris	DL	6-4	285	28	6	Boston College	UFA (NE)-'00
76	Hoke, Chris	DT	6-2	295	25	R	Brigham Young	FA-'01



91	Smith, Aaron	DE	6-5	281	25	3	Northern Colorado	D4-'99
93	Almanzar, Luis	DT	6-3	282	24	R	SW Missouri St.	FA-'01
94	Bailey, Rodney	DE	6-3	281	22	R	Ohio State	D6a-'01
96	Clancy, Kendrick	NT	6-1	280	22	2	Mississippi	D3a-'00
98	Hampton, Casey	DT	6-1	321	24	R	Texas	D1-'01

Linebackers

37	Kurpeikis, Justin	LB	6-3	250	24	R	Penn State	FA-'01
44	Evitts, Chad	LB	6-0	230	23	R	Tennessee Tech	FA-'01
49	Sands, Mike	LB	6-4	235	24	1	Harvard	FA-'01
50	Holmes, Earl	LB	6-2	250	28	6	Florida A&M	4a-'96
51	Jones, Mike	LB	6-1	240	32	11	Missouri	FA-'01
53	Haggans, Clark	LB	6-3	250	24	2	Colorado St.	D5a-'00
55	Porter, Joey	OLB	6-2	240	24	3	Colorado St.	D3a-'99
57	Fiala, John	LB	6-2	243	27	4	Washington	FA-'98
90	Thompson, Donnel	LB	5-11	234	23	2	Wisconsin	FA-'00
92	Gildon, Jason	LB	6-3	255	28	8	Oklahoma St.	D3a-'99
95	Knight, Roger	LB	6-1	230	22	R	Wisconsin	D6b-'01
97	Bell, Kendall	LB	6-1	236	21	R	Georgia	D2-'01

Secondary

9	Stukes, Dwayne	DB	5-11	185	24	1	Virginia	FA-'01
20	Washington, Dewayne	CB	6-0	193	28	8	N.C. State	UFA (Min)-'98
22	Poteat, Hank	CB	5-10	190	23	2	Pittsburgh	D3b-'00
23	Simmons, Jason	CB	5-8	186	25	4	Arizona State	D5-'98
24	Codie, Nakia	DB	6-2	208	25	2	Baylor	FA-'00
26	Townsend, Deshea	CB	5-10	175	25	4	Alabama	D4a-'98
27	Alexander, Brent	S	5-11	196	29	8	Tennessee St.	FA (Car)-'00
28	Battles, Ainsley	S	5-10	190	23	2	Vanderbilt	FA-'00
29	Sadler, Adrian	DB	5-9	190	23	R	Rice	FA-'01
30	Scott, Chad	DB	6-1	192	26	5	Maryland	D1-'97
31	Logan, Mike	DB	6-0	209	26	5	West Virginia	UFA (Jax)-'01
39	Strickland, Timothy	CB	5-9	183	24	1	Mississippi	FA-'01
40	Bell, Myron	S	5-11	203	29	8	Michigan State	FA-'00
41	Flowers, Lee	SS	6-0	211	28	7	Georgia Tech	D5a-'95
43	Williams, Payton	S	5-7	170	22	1	Fresno St.	FA-'00

Specialists

3	Brown, Kris	K	5-10	204	24	3	Nebraska	D7c-'99
4	Miller, Josh	P	6-3	219	30	6	Arizona	FA-'96
5	Kohl, Andy	P/K	6-4	220	22	R	New Mexico St.	FA-'01
54	Schneck, Mike	LS	6-0	250	23	3	Wisconsin	FA-'99

PRONUNCIATION GUIDE

Luis Almanzar (al-min-ZAR)
 Mark Bruener (BREW-ner)
 Plaxico Burress (PLEX-ico)
 Nakia Codie (Nuh-KEE-uh)
 Alan Faneca (FAN-ee-ka)
 John Fiala (FEE-ah-la)
 Lethon Flowers (LEE-thon)
 Chris Fuamatu-Ma'afala
 (Fu-ah-MAH-tu ma-ah-FAH-lah)
 Joey Getherall (GETH-er-all)
 Justin Kurpeikis (Ker-PAY-kis)
 Kamil Loud (KAY-meal)

Tom Myslinski (MISH-lin-ski)
 Mathias Nkwenti (Muh-THI-us
 Nuh-KWEN-tee)
 Chukky Okobi (Ah-KO-bee)
 Vanness Proviitt (vuh-NESS PRO-vitt)
 Dwayne Stukes (STOOKS)
 Keydrick Vincent (KEE-drick)
 Jerame Tuman (Jeremy TOO-man)
 Rich Tylski (TILL-skee)
 Kimo von Oelhoffen (KEE-moe von
 OHL-hoffen)
 Amos Zereoue (zer-O-way)



-2001 Tentative Training Camp Depth Chart

OFFENSE

SE	LT	LG	C	RG	RT	TE
80 P. Burruss	72 W. Gandy	66 A. Faneca	64 J. Hartings	65 R. Tylski	77 M. Smith	87 M. Bruener
81 T. Edwards	60 O. Ross	61 T. Myslinski	62 R. Duffy	62 R. Duffy	71 L. Tharpe	84 J. Tuman
82 B. Shaw	79 M. Nkwenti	76 K. Vincent	56 C. Okobie	68 D. Bobo	79 R. Fehrman	48 M. Cushing
18 T. Baker						85 C. Geason
13 V. Provitt						46 R. Sprague
19 D. Brown						
			QB			
			10 K. Stewart			
			11 K. Graham			
		HB		FB		
		36 J. Bettis	17 T. Martin	43 D. Kreider		FL
		45 C. Fuamatu-M'afala	8 T. Maddox	38 J. Wiltman		86 H. Ward
		21 A. Zereoue		45 C. Fuamatu-M'afala		83 W. Blackwell
		25 R. Rivers		42 R. Frazier		85 K. Loud
		34 E. Faulkner				16 C. Taylor
						15 J. Getherall

Steelers

DEFENSE

LE	NT	RE
91 A. Smith	96 K. Clancy	67 K. von Oelhoffen
73 C. Combs	98 C. Hampton	95 C. Sullivan
76 C. Hoke		94 R. Bailey
97 L. Almanzar		69 N. Tharpe

LOLB

92 J. Gildon
95 R. Knight
49 M. Sands

LILB

50 E. Holmes
57 J. Fiala
44 C. Evitts

RILB

51 M. Jones
97 K. Bell
90 D. Thompson

ROLB

55 J. Porter
53 C. Haggans
37 J. Kurpeikis

LC

30 C. Scott
26 D. Townsend
43 P. Williams
29 A. Sadler

RC

20 D. Washington
23 J. Simmons
22 H. Poteat
43 T. Strickland

SS


41 L. Flowers
40 M. Bell
24 N. Codie

FS

27 B. Alexander
31 M. Logan
28 A. Battles
9 D. Stukes

SPECIALISTS

P	PK	LS
4 J. Miller	3 K. Brown	54 M. Schnecko
5 A. Kohl	5 A. Kohl	



2000 IN REVIEW



2000 Pittsburgh Steelers Final Regular-Season Statistics (9-7)

DATE	RESULT	OPPONENT	ATTN.
09/3	L 16-0	Baltimore	55,049
09/17	L 23-20	at Cleveland	73,018
09/24	L 23-20	Tennessee	51,769
10/1	W 24-13	at Jacksonville	64,351
10/8	W 20-3	at N.Y. Jets	78,441
10/15	W 15-0	Cincinnati	54,328
10/22	W 22-0	Cleveland	57,659
10/29	W 9-6	at Baltimore	69,405
11/05	L 9-7	at Tennessee	68,498
11/12	L 26-23 OT	Philadelphia	56,702
11/19	L 34-24	Jacksonville	50,925
11/26	W 48-28	at Cincinnati	63,925
12/03	W 21-20	Oakland	55,811
12/10	L 30-10	at N.Y. Giants	78,164
12/16	W 24-3	Washington	58,183
12/24	W 34-21	at San Diego	50,809

TEAM STATISTICS

	Pitt.	Opp.
TOTAL FIRST DOWNS	283	252
Rushing	124	82
Passing	128	153
Penalty	31	17
3rd Down: Made/Att	86/229	78/222
3rd Down Pct.	37.6	35.1
4th Down: Made/Att	5/10	8/17
4th Down Pct.	50.0	47.1
POSSESSION AVG.	31:27	28:33
TOTAL NET YARDS	4766	4713
Avg. Per Game	297.9	294.6
Total Plays	1009	985
Avg. Per Play	4.7	4.8
NET YARDS RUSHING	2248	1693
Avg. Per Game	140.5	105.8
Total Rushes	527	425
NET YARDS PASSING	2518	3020
Avg. Per Game	157.4	188.8
Sacked/Yards Lost	43/220	39/229
Gross Yards	2738	3249
Att./Completions	439/217	521/280
Completion Pct.	49.4	53.7
Had Intercepted	10	17
PUNTS/AVERAGE	91/43.3	84/43.3
NET PUNTING AVG.	91/37.5	84/35.5
PENALTIES/YARDS	81/667	105/876
FUMBLES/BALL LOST	24/11	25/18
TOUCHDOWNS	35	24
Rushing	19	9
Passing	12	13
Returns	4	2

SCORING	TD	Ru	Pa	Ret	PAT	FG	S	PTS
K. Brown	0	0	0	0	32/33	25/30	0	107
Bettis	8	8	0	0			0	48
Stewart	7	7	0	0			0	42
Shaw	4	0	4	0			0	24
Ward	4	0	4	0			0	24
Huntley	3	3	0	0			0	20
Bruener	3	0	3	0			0	18
Porter	1	0	0	1			1	8
Blackwell	1	0	0	1			0	6
Fuamatu-Ma'afala	1	1	0	0			0	6
Gildon	1	0	0	1			0	6
Hawkins	1	0	1	0			0	6
Poteat	1	0	0	1			0	6
TEAM	35	19	12	4	32/33	25/30	1	321
OPPONENTS	24	9	13	2	24/24	29/34	0	255

SCORE BY PERIODS	Q1	Q2	Q3	Q4	OT	PTS
TEAM	58	99	67	97	0	321
OPPONENTS	67	76	50	59	3	255

2-Pt. Conversions: Huntley, Team 1-2, Opponents 0-0

SACKS: Gildon 13.5, Porter 10.5, A. Smith 4.0, Townsend 3.5, Alexander 1.5, Battles 1.0, Flowers 1.0, Holmes 1.0, von Oelhoffen 1.0, Vrabel 1.0, **TEAM 39.0**, **OPPONENTS 43.0**

2000 FINAL STATISTICS

RUSHING	No.	Yds	Avg	Lg	TD
Bettis	355	1341	3.8	30	8
Stewart	78	436	5.6	45t	7
Huntley	46	215	4.7	30t	3
Fuamatu-Ma'afala	21	149	7.1	23	1
Ward	4	53	13.3	23	0
Kreider	2	24	12.0	22	0
Zereoue	6	14	2.3	11	0
Graham	8	7	0.9	7	0
Witman	3	5	1.7	2	0
Edwards	3	4	1.3	15	0
Miller	1	0	0.0	0	0
TEAM	527	2248	4.3	45t	19
OPPONENTS	425	1693	4.0	46	9

RECEIVING	No.	Yds	Avg	Long	TD
Ward	48	672	14.0	77t	4
Shaw	40	672	16.8	45t	4
Burress	22	273	12.4	39	0
Hawkins	19	238	12.5	33	1
Edwards	18	215	11.9	27	0
Bruener	17	192	11.3	30t	3
Bettis	13	97	7.5	25	0
Fuamatu-Ma'afala	11	107	9.7	25	0
Huntley	10	91	9.1	19	0
Kreider	5	42	8.4	14	0
Witman	5	33	6.6	11	0
Cushing	4	17	4.3	5	0
Geason	3	66	22.0	36	0
Blackwell	2	23	11.5	14	0
TEAM	217	2738	12.6	77t	12
OPPONENTS	280	3249	11.6	79	13

INTERCEPTIONS	No.	Yds	Avg	Lg	TD
Washington	5	59	11.8	31	0
Scott	5	49	9.8	33	0
Alexander	3	31	10.3	15	0
Codie	1	14	14.0	14	0
Kirkland	1	1	1.0	1	0
Flowers	1	0	0.0	0	0
Porter	1	0	0.0	0	0
TEAM	17	154	9.1	33	0
OPPONENTS	10	150	15.0	63T	2

PUNTING	No.	Yds	Avg	Net	TB	In	Lg	Bl
Miller	90	3944	43.8	37.5	8	34	67	1
TEAM	91	3944	43.3	37.5	8	34	67	1
OPPONENTS	84	3641	43.3	35.5	8	29	65	0

PUNT RETURNS	Ret	FC	Yds	Avg	Lg	TD
Poteat	36	7	467	13.0	54	1
Hawkins	4	11	15	3.8	9	0
Shaw	2	1	17	8.5	10	0
Edwards	0	1	0	—	—	0
TEAM	42	20	499	11.9	54	1
OPPONENTS	44	14	371	8.4	27	0

KICKOFF RETURNS	No.	Yds	Avg	Lg	TD
Poteat	24	465	19.4	31	0
Edwards	15	298	19.9	37	0
Blackwell	10	281	28.1	98t	1
Ward	7	186	26.6	57	0
Kreider	1	0	0.0	0	0
Tuman	1	-1	-1.0	-1	0
Shaw	0	-8	—	-8	0
TEAM	58	1221	21.1	98t	1
OPPONENTS	69	1496	21.7	62	0

FIELD GOALS	1-19	20-29	30-39	40-49	50+
K. Brown	1/1	8/8	9/10	6/9	1/2
TEAM	1/1	8/8	9/10	6/9	1/2
OPPONENTS	2/2	9/11	6/7	11/13	1/1

K. Brown:

(45N)(41G,31G)(32G,32G,50N)(19G)(43G,29G)(36G,28G)(44G,20G,31G,26G,33G)(24G)(38G,52G,40G)(40G,42N)(44G,28G)(32G,36N,44N)(28G)(32G,28G)

OPPONENTS:

(23G,26G,33G)(23G,28G,19G)(24G,40G,40G)(19G,48G)(29B,40G)(42N)(51G,49G)(21G,24N,31G,29G)(26G,45G,38N,42G,42G)(36G,33G)(40G,42G,44N)(38G,40G,21G)(32G)()

PASSING	Att	Cmp	Yds	Cmp%	Yds/Att	TD	TD%	Int	Int%	Lg	Sack/Lost	Rating
Stewart	289	151	1860	52.2	6.44	11	3.8	8	2.8	45t	30/150	73.6
Graham	148	66	878	44.6	5.93	1	0.7	1	0.7	77t	13/70	63.4
Bettis	2	0	0	0.0	0.00	0	0.0	1	50.0	0	0/0	0.0
TEAM	439	217	2738	49.4	6.24	12	2.7	10	2.3	77t	43/220	68.9
OPPONENTS	521	280	3249	53.7	6.24	13	2.5	17	3.3	79	39/229	67.6



2000 FINAL DEFENSIVE STATISTICS

Player	U	A	Tot	Sack/ Yds.	Int	TFL	PD	FF	FR
E. Holmes	108	33	141	1/10	0/0	9-16	10	1	1
L. Kirkland	76	33	109	0/0	1/1	4-10	5	1	1
L. Flowers	61	47	108	1/6	1/0	1-1	7	4	3
B. Alexander	61	31	92	1.5/13.5	3/31	2.5-12	5	1	1
J. Gildon	70	19	89	13.5/80.5	0/0	7.5-18	6	5	4
D. Washington	70	12	82	0/0	5/59	4-7	25	0	0
C. Scott	59	13	72	0/0	5/49	1.5-2	18	0	1
J. Porter	49	23	72	10.5/60.5	1/0	3.5-16	3	2	1
K. Henry	39	18	57	0/0	0/0	4-10	5	0	1
K. von Oelhoffen	36	15	51	1/3	0/0	3-6	3	1	0
A. Smith	34	12	46	4/15	0/0	5-11	2	0	0
A. Battles	15	7	22	1/7	0/0	-	3	0	0
D. Townsend	18	2	20	3.5/22.5	0/0	-	9	0	0
C. Sullivan	11	9	20	0/0	0/0	-	2	0	2
J. Simmons	11	3	14	0/0	0/0	-	0	2	0
J. Fiala	7	2	9	0/0	0/0	-	0	0	0
S. Shields	6	1	7	0/0	0/0	-	0	0	0
M. Vrabel	3	3	6	1/3	0/0	-	0	0	0
J. Staat	3	3	6	0/0	0/0	-	0	0	0
C. Combs	3	2	5	0/0	0/0	-	0	0	0
K. Clancy	4	1	5	0/0	0/0	1-1	0	0	0
N. Codie	0	0	0	0/0	1/14	-	1	0	0
TEAM	0	0	0	1/8	0/0	-	0	0	0
TOTALS	744	289	1033	39/229	17/154	46-101	104	17	15
OPPONENTS	691	226	917	43/216	10/150	54-133	81	11	9



2000 SPECIAL TEAMS STATISTICS

Player	U	A	Tot	FF	FR	BL
J. Fiala	13	9	22	.5	0	0
R. Huntley	12	6	18	0	0	0
J. Simmons	11	6	17	.5	0	0
D. Townsend	7	8	15	1	0	0
A. Battles	5	9	14	0	1	0
M. Vrabel	6	6	12	1	0	0
H. Poteat	9	3	12	0	0	0
A. Zereoue	9	3	12	1	0	0
S. Shields	2	7	9	0	1	0
D. Thompson	3	6	9	0	0	0
H. Ward	5	4	9	0	0	0
C. Fuamatu-Ma'afala	2	5	7	0	0	0
T. Edwards	5	2	7	0	0	0
N. Codie	6	0	6	0	0	0
K. Brown	3	0	3	0	0	0
D. Washington	1	1	2	0	0	0
M. Schneck	2	0	2	0	0	0
D. Kreider	2	0	2	0	0	0
L. Flowers	0	1	1	0	0	0
J. Gildon	0	1	1	0	0	1*
J. Porter	1	0	1	0	0	0
A. Smith	0	1	1	0	0	0
J. Witman	0	1	1	0	0	0
J. Tuman	1	0	1	0	0	0
TOTALS	105	79	184	4	3	1
OPPONENTS	102	27	129	4	3	1



DEFENSE

Opponent

Preseason	LE	NT	RE	LOB	LILB	RILB	ROLB	LCB	RCB	SS	FS
Sullivan at Dallas (7/30)	Sullivan	Staat	von Oelhoffen	Gildon	Kirkland	Holmes	Porter	Scott	Washington	Flowers	Shields
	Sullivan	Staat	von Oelhoffen	Gildon	Kirkland	Holmes	Porter	Scott	Washington	Flowers	Shields
	Sullivan	von Oelhoffen	Combs	Gildon	Kirkland	Holmes	Porter	Scott	Washington	Alexander	Shields
	A. Smith	von Oelhoffen	Combs	Gildon	Kirkland	Holmes	Porter	Scott	Washington	Alexander	Shields
(at Mexico City)											
A. Smith at Washington (8/25)	A. Smith	von Oelhoffen	Henry	Gildon	Kirkland	Holmes	Porter	Scott	Washington	Flowers	Shields
Regular Season											
BALTIMORE (9/3)	A. Smith	von Oelhoffen	Henry	Gildon	Kirkland	Holmes	Porter	Scott	Washington	Flowers	Alexander
	Sullivan	von Oelhoffen	Henry	Gildon	Kirkland	Holmes	Porter	Scott	Washington	Alexander	Shields
	A. Smith	von Oelhoffen	Henry	Gildon	Kirkland	Holmes	Porter	Scott	Washington	Flowers	Alexander
	TENNESSEE (9/24)	A. Smith	von Oelhoffen	Henry	Gildon	Holmes	Porter	Scott	Washington	Flowers	Alexander
at Jacksonville (10/1)	A. Smith	von Oelhoffen	Henry	Gildon	Kirkland	Holmes	Porter	Scott	Washington	Flowers	Alexander
at N.Y. Jets (10/8)	A. Smith	von Oelhoffen	Henry	Gildon	Kirkland	Holmes	Porter	Scott	Washington	Flowers	Alexander
CINCINNATI (10/15)	A. Smith	von Oelhoffen	Henry	Gildon	Kirkland	Holmes	Porter	Scott	Washington	Flowers	Alexander
CLEVELAND (10/22)	A. Smith	von Oelhoffen	Henry	Gildon	Kirkland	Holmes	Porter	Scott	Washington	Flowers	Alexander
at Baltimore (10/29)	A. Smith	von Oelhoffen	Henry	Gildon	Kirkland	Holmes	Porter	Scott	Washington	Flowers	Alexander
at Tennessee (11/5)	A. Smith	von Oelhoffen	Henry	Gildon	Kirkland	Holmes	Porter	Scott	Washington	Flowers	Alexander
PHILADELPHIA (11/12)	A. Smith	von Oelhoffen	Henry	Gildon	Kirkland	Holmes	Porter	Scott	Washington	Flowers	Alexander
JACKSONVILLE (11/19)	A. Smith	von Oelhoffen	Henry	Gildon	Kirkland	Holmes	Porter	Scott	Washington	Flowers	Alexander
at Cincinnati (11/26)	A. Smith	von Oelhoffen	Sullivan	Gildon	Kirkland	Holmes	Porter	Scott	Washington	Flowers	Alexander
OAKLAND (12/3)	A. Smith	von Oelhoffen	Henry	Gildon	Kirkland	Holmes	Porter	Scott	Washington	Flowers	Alexander
at N.Y. Giants (12/10)	A. Smith	von Oelhoffen	Henry	Gildon	Kirkland	Holmes	Porter	Scott	Washington	Flowers	Alexander
WASHINGTON (12/16)	A. Smith	von Oelhoffen	Henry	Gildon	Kirkland	Holmes	Porter	Scott	Washington	Flowers	Alexander
at San Diego (12/24)	A. Smith	von Oelhoffen	Henry	Gildon	Kirkland	Holmes	Porter	Scott	Washington	Battles	Alexander


**GAME
1**
BALTIMORE 16 STEELERS 0
Sept. 3, 2000


PITTSBURGH (Sept. 3, 2000) — The Steelers dropped to 0-1, suffering a disappointing 16-0 season-opening loss to the Baltimore Ravens at Three Rivers Stadium.

Pittsburgh was held scoreless in a season-opener for the first time since 1989 when they lost, 51-0, to the Cleveland Browns.

The Ravens jumped out to a 3-0 lead on a 23-yard field goal by kicker Matt Stover with 6:50 remaining in the first quarter. The score was set up when Baltimore defensive lineman Rob Burnett sacked Steelers quarterback Kent Graham and stripped him of the ball at the Steelers' 14-yard line. The ball was recovered by defensive tackle Sam Adams.

After forcing a Steelers punt, the Ravens increased their lead to 10-0 in the first quarter when quarterback Tony Banks completed a 53-yard touchdown pass to wide receiver Qadry Ismail.

The Ravens increased their lead to 13-0 when Stover converted a 26-yard field goal on the last play of the first half.

Stover converted his third field goal of the game on the opening drive of the third quarter. Wide receiver Qadry Ismail took the second-half kickoff and returned

it 38 yards to the Baltimore 48. Eight plays later, Stover's 33-yard field goal made the score, 16-0.

The Steelers first serious scoring opportunity was unsuccessful when kicker Kris Brown's 45-yard field goal attempt sailed wide to the left.

Kent Graham, who completed 17-of-38 passes for 199 yards, led the Steelers to the Baltimore one-yard line, but Pittsburgh was again denied.

After completing passes of 22 yards to rookie wide receiver Plaxico Burress and tight end Mark Bruener and a pass interference penalty, the Steelers had a first-and-goal from the one.

However, Jerome Bettis was stopped at the line of scrimmage on the first play, and Kordell Stewart, who replaced Graham in the Steelers goal line offense, threw an incompleteness and fumbled a snap to give the Steelers a fourth-and-goal from the two.

Graham returned on fourth down but his pass, intended for Burress, sailed out of the end zone and the Steelers were held scoreless.

The Steelers offense had two more possessions, but never mounted a serious scoring threat and Baltimore held on for the 16-0 win.

Ravens	10	3	3	0	16
STEELERS	0	0	0	0	0

TEAM	Q	TIME	PLAY	DRIVE	SCORE
BAL	1	6:50	Stover 23 FG	4-8, 1:31	0-3
BAL	1	3:58	Ismail pass from Banks (Stover kick)	1-53, 0:15	0-10
BAL	2	0:00	Stover 26 FG	15-66, 6:57	0-13
BAL	3	11:31	Stover 33 FG (Brown kick)	8-36, 3:29	0-16

A-55,049

TEAM STATISTICS

	Steelers	Ravens
1st Downs	18 (9-9-0)	12 (2-9-1)
3rd Downs	5-16 (31%)	4-14 (29%)
4th Downs	1-1 (100%)	0-2 (0%)
Total Net Yards	336	223
Plays-Avg.	69-4.4	58-3.8
Rushing Yards	140	30
Att.-Avg.	36-3.9	18-1.7
Sacked by Opp.	1-3	1-6
Pass-Att.-Comp.	32-18-0	39-17-0
Punts-Avg.	7-40.1	6-50.8
Penalties	6-42	2-15
Fumbles-Lost	0-0	3-1
Time of Poss.	35:07	24:53

INDIVIDUAL STATISTICS

RUSHING: Pit. — Huntley 7-31; Bettis 9-8; Edwards 1-(-9); Stewart 1-0. Bal. — Holmes 27-119; Lewis 5-16; Banks 2-5; Ayanbadejo 2-0.

PASSING: Pit. — Graham 38-17-0-199; Stewart 1-0-0-0. Bal. — Banks 32-18-0-199 1 TD.

RECEIVING: Pit. — Burress 4-77; Shaw 4-49; Bruener 2-27; Ward 2-20; Huntley 2-12; Edwards 2-7; Bettis 1-7. Bal. — Ismail 7-102 1 TD; Taylor 4-50; Holmes 4-32; Ayanbadejo 2-10; Coates 1-5.


**GAME
2**
CLEVELAND 23 STEELERS 20
Sept. 17, 2000


CLEVELAND (Sept. 17, 2000) — The Steelers dropped to 0-2 when they lost, 23-20, to the Cleveland Browns at Cleveland Stadium.

The Steelers had a chance to win or tie the game with seconds left and the ball on the Cleveland six-yard line. However, quarterback Kent Graham was sacked, and with no timeouts left, time ran off the clock before Pittsburgh could attempt a field goal.

Cleveland quarterback Tim Couch threw two first-quarter touchdowns on the Browns' first two possessions of the game to give the Cleveland an early 14-0 lead.

Pittsburgh running back Jerome Bettis led the Steelers to their first score early in the second quarter. Pittsburgh drove 71 yards in 10 plays with Bettis rushing seven times for 46 yards. Richard Huntley capped the drive with a four-yard touchdown run to make the score, 14-7.

Bettis, who gained 122 yards and scored one touchdown, recorded his 40th career 100-yard game and his 29th with the Steelers.

Pittsburgh closed the score to 14-10 late in the second quarter when kicker Kris Brown kicked a 41-yard field goal.

Hines Ward set up Pittsburgh's first score in the third quarter when he returned the second-half kickoff 57 yards to the Cleveland 42. A 24-yard pass from Graham to Ward set up Brown's 31-yard field goal, which made the score, 14-13.

However, Cleveland increased their lead to 17-13 when David Patten returned the ensuing kickoff 62 yards to the Pittsburgh 35-yard line, and Phil Dawson connected on a 23-yard field goal.

The Steelers took their only lead midway through the third quarter when Bettis capped an 80-yard drive with a 10-yard touchdown run to make the score, 20-17.

However, the Browns recaptured the lead for good in the fourth quarter when Phil Dawson kicked field goals of 28 and 19 yards to make the final score, 23-20.

STEELERS	7	3	0	10	20
Cleveland	14	0	3	6	23

TEAM	Q	TIME	PLAY	DRIVE	SCORE
CLE	1	10:34	Shea 2 pass from Couch (Dawson kick)	7-62, 4:26	0-7
CLE	1	3:35	Edwards 21 pass from Couch (Dawson kick)	7-61, 4:00	0-14
PIT	2	13:34	Huntley 4 run (Brown kick)	10-71, 5:01	7-14
PIT	2	1:44	Brown 41 FG	8-14, 3:00	10-14
PIT	3	12:39	Brown 31 FG	5-29, 2:21	13-14
CLE	3	10:12	Dawson 23 FG	7-30, 2:27	13-17
PIT	3	5:47	Bettis 10 run (Brown kick)	8-80, 4:25	20-17
CLE	4	10:49	Dawson 28 FG	11-87, 5:06	20-20
CLE	4	2:45	Dawson 19 FG	8-95, 4:12	20-23

A-55,049

TEAM STATISTICS			INDIVIDUAL STATISTICS	
	Steelers	Browns	RUSHING: Pit. — Bettis 24-133 1 TD; Fuamatu-Ma'afala 2-22; Graham 1-7; Huntley 3-6 1 TD; Witman 1-2. Cle. — Rhett 18-55; Prentice 4-3; Couch 1-3.	
1st Downs	14 (5-9-0)	19 (11-7-1)	PASSING: Pit. — Graham 27-13-0-172; Stewart 1-1-9-0. Bal. — Couch 31-23-0-316 2 TD.	
3rd Downs	6-13 (46%)	2-11 (18%)	RECEIVING: Pit. — Ward 5-75; Shaw 3-66; Witman 2-17; Fuamatu-Ma'afala 2-8; Burrell 1-10; Bruener 1-5. Cle. — Chiaverini 5-26; Johnson 4-97; Shea 4-43 1 TD; Patten 3-81; Northcutt 2-27; Rhett 2-11; Prentice 2-11; Edwards 1-21 1 TD.	
4th Downs	0-0 (0%)	2-2 (100%)		
Total Net Yards	377	336		
Plays-Avg.	54-7.0	63-5.3		
Rushing Yards	61	170		
Att.-Avg.	23-2.7	31-5.5		
Sacked by Opp.	0-0	3-15		
Pass-Att.-Comp.	31-23-0	29-14-1		
Punts-Avg	4-48.5	4-38.8		
Penalties	4-26	5-45		
Fumbles-Lost	1-1	1-0		
Time of Poss.	28:48	31:12		


**GAME
3**
TENNESSEE 23 STEELERS 20
Sept. 24, 2000


PITTSBURGH (Sept. 24, 2000) — The Steelers suffered their second consecutive heartbreaking defeat and fell to 0-3 for the first time since 1986 when they lost, 23-20, to the Tennessee Titans at Three Rivers Stadium.

The game came down to a late field goal for the second consecutive week, but Steelers kicker Kris Brown's 50-yard attempt came up short with 25 seconds left, and Tennessee emerged victorious.

The Titans took a 7-0 lead on their first possession when running back Eddie George ran around left end for a 20-yard touchdown.

The Steelers drove 35 yards on nine plays on the ensuing possession to set up Brown's 32-yard field goal to close the score to 7-3.

Tennessee increased their lead to 10-3 when kicker Al Del Greco converted a 24-yard field goal.

Cornerback Chad Scott made the first of his career-high two interceptions on the day early in the second quarter and returned it 33 yards to set up Brown's 32-

yard field goal, which made the score, 10-6.

Del Greco's 40-yard field goal was the only scoring in the third quarter and gave Tennessee a 13-6 lead.

A 23-yard run by running back Jerome Bettis and a 17-yard pass from Graham to receiver Hines Ward, set up a one-yard quarterback sneak by Kordell Stewart that tied the game at 13-13 to start the fourth quarter.

Del Greco gave the Titans a 16-13 lead with his second 40-yard field goal.

The Steelers took a 20-16 lead when Bettis scored a five-yard touchdown with 7:10 left in the fourth quarter.

However, O'Donnell was injured on a sack by Steelers linebacker Jason Gildon and replaced by Steve McNair, who did not start because of a chest injury. McNair completed three passes for 55 yards, including an 18-yard touchdown to tight end Erron Kinney with 1:31 left in the game, to make the final score, 23-20.

Tennessee	10	0	3	10	23
STEELERS	3	3	0	14	20

TEAM	Q	TIME	PLAY	DRIVE	SCORE
TEN	1	11:24	George 20 run (Del Greco kick)	4-88, 1:24	7-0
PIT	1	6:50	Brown 32 FG	9-35, 4:34	7-3
TEN	1	1:30	Del Greco 24 FG	11-64, 5:20	10-3
PIT	2	10:11	Brown 32 FG	7-26, 3:44	10-6
TEN	3	6:12	Del Greco 40 FG	7-28, 2:51	13-6
PIT	4	14:58	Stewart 1 run (Brown kick)	5-57, 1:35	13-13
TEN	4	12:42	Del Greco 40 FG	5-18, 2:16	16-13
PIT	4	7:50	Bettis 5 run (Brown kick)	4-53, 1:35	16-20
TEN	4	1:25	Kinney 18 pass from McNair (Del Greco kick)	6-63, 1:46	23-20

A-51,769

TEAM STATISTICS

	Titans	Steelers
1st Downs	15 (3-11-1)	20 (6-12-2)
3rd Downs	7-14 (50%)	5-15 (33%)
4th Downs	0-0 (0%)	0-0 (0%)
Total Net Yards	372	364
Plays-Avg.	62-6.0	65-5.6
Rushing Yards	85	115
Att.-Avg.	31-2.7	25-4.6
Sacked by Opp.	1-5	3-11
Pass-Att.-Comp.	30-16-3	37-19-0
Punts-Avg	4-42.3	7-48.0
Penalties	3-25	5-35
Fumbles-Lost	1-0	1-1
Time of Poss.	30:32	29:28

INDIVIDUAL STATISTICS

RUSHING: Pit. — Bettis 19-77 1 TD; Fuamatu-Ma'aafa 4-21; Stewart 2-17. Ten. — George 27-74 1 TD; McNair 2-8; O'Donnell 2-3.

PASSING: Pit. — Graham 33-18-0-254; Stewart 4-1-0-6. Ten. — O'Donnell 27-13-3-237; McNair 3-3-0-55 1 TD.

RECEIVING: Pit. — Ward 5-59; Edwards 3-50; Fuamatu-Ma'aafa 3-36; Bettis 3-20; Shaw 2-38; Geason 1-36; Burress 1-17; Bruener 1-4. Ten. — Mason 5-71; Sanders 4-54; Pickens 2-105; Kinney 2-35 1 TD; Wycheck 1-24; George 1-2; Neal 1-1.

**GAME
4****STEELERS 24 JACKSONVILLE 13**
Oct. 1, 2000

JACKSONVILLE, Fla. (Oct. 1, 2000) — The Steelers won their first game of the season and improved their record to 1-3 with a convincing 24-13 win over the Jacksonville Jaguars at ALLTEL Stadium.

The win was Pittsburgh's first victory over the Jaguars in Jacksonville and their first win against an AFC Central opponent since Oct. 17, 1999, a 17-3 win at Cincinnati.

The Steelers defense dominated the game, holding the Jaguars to 26 yards rushing, while sacking Jaguars quarterback Mark Brunell seven times.

Kordell Stewart made his first start of the season for injured starter Kent Graham (left hip) and completed 10-of-16 passes for 132 yards and rushed nine times for 61 yards. Jerome Bettis gained 97 yards and scored two touchdowns on 28 carries, and Chris Fuamatu-Ma'afala rushed for 51 yards and a touchdown and caught two passes for 39 yards.

Jacksonville took a 3-0 first-quarter lead on a 19-yard field goal by kicker Steve Lindsey. However, the

Steelers responded with a 53-yard drive that ended in Fuamatu-Ma'afala's five-yard touchdown run to make the score, 7-3.

The Steelers increased their lead to 10-3 in the second quarter when Kris Brown converted a 19-yard field goal. Strong safety Lee Flowers intercepted Brunell at the Jacksonville 24 on the Jaguars' first play from scrimmage on the ensuing drive. Bettis then made the score 17-3 with a one-yard touchdown run.

With the score 17-6, the Steelers put the game out of reach midway through the third quarter. Bettis capped a seven-play, 60-yard drive with a three-yard touchdown run that made the score, 24-6.

Jacksonville made the final score, 24-13, when backup quarterback Jamie Martin completed an 11-yard touchdown pass to Keenan McCardell, but with nine seconds left, the Steelers win was already secure.

Jacksonville	3	3	0	7	13
STEELERS	7	10	7	0	24

TEAM	Q	TIME	PLAY	DRIVE	SCORE
JAX	1	9:57	Lindsey 19 FG	4-3, 1:28	0-3
PIT	1	0:41	Fuamatu-Ma'afala 5 run (Brown kick)	10-53, 5:29	7-3
PIT	2	6:52	Brown 19 FG	10-79, 4:59	10-3
PIT	2	3:13	Bettis 1 run (Brown kick)	6-24, 3:22	17-3
JAX	2	0:31	Lindsey 48 FG	13-38, 2:42	17-6
PIT	3	4:27	Bettis 3 run (Brown kick)	5-57, 1:35	24-6
JAX	4	0:09	McCardell 11 pass from Martin (Lindsey kick)	5-18, 2:16	24-13

A-64,351

TEAM STATISTICS			INDIVIDUAL STATISTICS	
	Steelers	Jaguars	RUSHING: Pit. — Bettis 28-97 2 TD; Stewart 9-61; Fuamatu-Ma'afala 7-51 1 TD. Jax. — Taylor 15-24; Brunell 1-2.	
1st Downs	22 (13-5-4)	17 (1-16-0)	PASSING: Pit. — Stewart 16-10-1-132. Jax. — Brunell 32-15-1-137; Martin 13-8-0-88 1 TD.	
3rd Downs	4-11 (26%)	5-15 (33%)	RECEIVING: Pit. — Burress 3-40; Fuamatu-Ma'afala 2-39; Ward 2-23; Edwards 1-20; Bruener 1-5; Witman 1-5. Jax. — McCardell 11-137 1 TD; Taylor 4-14; Brady 3-37; Smith 2-20; Johnson 2-15; Soward 1-2.	
4th Downs	0-0 (0%)	2-4 (50%)		
Total Net Yards	332	206		
Plays-Avg.	62-5.4	68-3.0		
Rushing Yards	209	26		
Att.-Avg.	44-4.8	16-1.6		
Sacked by Opp.	2-9	7-45		
Pass-Att.-Comp.	16-10-1	45-23-1		
Punts-Avg	3-34.0	4-50.0		
Penalties	7-55	10-75		
Fumbles-Lost	2-2	1-1		
Time of Poss.	35:10	24:50		


**GAME
5**
STEELERS 20 N.Y. JETS 3
Oct. 8, 2000


EAST RUTHERFORD, N.J. (Oct. 8, 2000) — A dominating 20-3 road win against the New York Jets improved the Steelers record to 2-3, with their next two games at home against division opponents.

Quarterback Kordell Stewart made his second consecutive efficient start, completing 17-of-26 passes for 140 yards and a touchdown. A bruising ground attack led by Jerome Bettis, who gained 107 yards on 25 carries (4.3 avg.) and scored one touchdown, allowed the Steelers to control the ball for 37:43. The Steelers rushed for 197 yards and 4.7 yards-per-carry as a team.

Steelers linebacker Jason Gildon set the tone for Pittsburgh's defense when he knocked Jets quarterback Vinny Testaverde out of the game on New York's first offensive play. Later in the first quarter, cornerback Dewayne Washington intercepted Jets backup quarterback Ray Lucas and returned the ball 31 yards to set up a 43-yard field goal by Kris Brown giving Pittsburgh a 3-0 lead.

Gildon blocked Jets kicker John Hall's first field-goal attempt and the Steelers took over at their own six-yard

line. Pittsburgh drove 94 yards on 13 plays and scored on an 11-yard Bettis touchdown run to give the Steelers a 10-0 lead.

Hall kicked a 40-yard field goal to close the score to 10-3 at halftime.

The Steelers extended their lead to 17-3 in the fourth quarter when Stewart completed a 10-yard touchdown pass to Bobby Shaw. The score was Pittsburgh's first touchdown pass of the season.

Brown put the game out of reach on the Steelers next drive with a 29-yard field goal that increased the lead to 20-3.

The Jets hopes for a miracle comeback were dashed when safety Brent Alexander intercepted his first pass of the year to preserve the Steelers victory.

STEELERS	3	7	0	10	20
N.Y. JETS	0	3	0	0	3

TEAM	Q	TIME	PLAY	DRIVE	SCORE
PIT	1	0:00	Brown 43 FG	4-(-7), 1:28	3-0
PIT	2	1:40	Bettis 12 run (Brown kick)	13-94, 7:01	10-0
NYJ	2	0:00	Hall 40 FG	9-44, 1:40	10-3
PIT	4	11:33	Shaw 10 pass from Stewart (Brown kick)	13-87, 6:45	17-3
PIT	4	4:27	Brown 29 FG	13-53, 7:08	20-3

A-78,441

TEAM STATISTICS

	Steelers	Jets
1st Downs	21 (7-11-3)	12 (5-6-1)
3rd Downs	10-18 (56%)	4-9 (44%)
4th Downs	0-0 (0%)	0-0 (0%)
Total Net Yards	330	206
Plays-Avg.	68-4.9	48-4.3
Rushing Yards	193	112
Att.-Avg.	41-4.7	21-5.3
Sacked by Opp.	1-3	1-5
Pass-Att.-Comp.	26-17-0	26-13-2
Punts-Avg	5-33.0	4-46.3
Penalties	8-57	6-45
Fumbles-Lost	0-0	2-2
Time of Poss.	37:43	22:17

INDIVIDUAL STATISTICS

RUSHING: Pit. — Bettis 25-107 1 TD; Fuamatu-Ma'afala 7-35; Stewart 6-33; Edwards 1-15; Witman 2-3. NYJ — Martin 15-59; Lucas 3-31; Ward 1-12; Coles 1-7; Anderson 1-3.

PASSING: Pit. — Stewart 26-17-0-140 1 TD. NYJ — Lucas 25-13-2-99; Testaverde 1-0-0-0.

RECEIVING: Pit. — Edwards 4-27; Burrell 3-26; Fuamatu-Ma'afala 2-23; Shaw 2-20 1 TD; Ward 2-18; Witman 2-11; Geason 1-8; Bruener 1-7. NYJ — Chrebet 4-32; Martin 3-16; Becht 2-19; Ward 2-15; Coles 1-18; Anderson 1-(-1).


**GAME
6**

Steelers 15 Cincinnati 0

Oct. 15, 2000



PITTSBURGH (Oct. 15, 2000) — The Steelers evened their record at 3-3 with a 15-0 shutout of the Cincinnati Bengals at Three Rivers Stadium.

Pittsburgh's stingy defense, which led the charge for the second straight week, recorded four sacks, two interceptions and pitched its first shutout since beating the Cleveland Browns, 43-0, Sept. 12, 1999.

Outside linebacker Joey Porter led the charge, recording a career-high three sacks and one forced fumble. Porter's three sacks were the most since Carnell Lake registered three sacks against the Arizona Cardinals Nov. 30, 1997.

Fellow outside linebacker Jason Gildon made his fourth sack of the season and defensive backs Dewayne Washington and Brent Alexander each intercepted a pass for the second straight game.

Running back Jerome Bettis rushed 29 times for 101 yards (3.5 avg.), his second consecutive 100-yard game and his third of the season. It was the eighth time that Bettis has rushed for more than 100 yards in 11 games against the Bengals.

The Steelers scored first on the second play from scrimmage when quarterback Kent Graham connected with wide receiver Hines Ward on a 77-yard touchdown pass to make the score, 7-0. It was the Steelers longest pass completion since Mike Tomczak connected with Charles Johnson on an 84-yard touchdown at San Diego Dec. 24, 1994.

Kicker Kris Brown increased the Steelers lead to 10-0 with a 36-yard field goal late in the second quarter. Brown's second field goal, from 28 yards in the third quarter, extended the Steelers lead to 13-0.

Porter sealed the victory when he sacked Cincinnati's back-up quarterback Scott Mitchell, who replaced an ineffective Akili Smith, for a safety to make the final score, 15-0.

Cincinnati	0	0	0	0	0
STEELERS	7	3	3	2	15

TEAM	Q	TIME	PLAY	DRIVE	SCORE
PIT	1	13:53	Ward 77 pass from Graham (Brown kick)	2-79, 1:07	0-7
PIT	2	0:04	Brown 36 FG	4-26, 0:42	0-10
PIT	3	2:19	Brown 28 FG	5-3, 1:56	0-13
PIT	4	6:32	Safety (Mitchell sacked by Porter)		0-15

A-54,328

TEAM STATISTICS			INDIVIDUAL STATISTICS	
	Steelers	Bengals	RUSHING: Pit. — Bettis 29-101; Graham 2-4; Huntley 1-(-2). Cin. — Warrick 2-48; Dillon 15-36; Smith 3-24; Keaton 3-12; Bennett 2-5; Rackers 1-(-5).	
1st Downs	13 (4-7-2)	12 (6-6-0)	PASSING: Pit. — Graham 33-13-0-173 1 TD. Cin. — Smith 20-10-0-97; Mitchell 16-4-2-39.	
3rd Downs	4-17 (24%)	3-17 (18%)	RECEIVING: Pit. — Burress 4-33; Shaw 3-36; Ward 2-91 1 TD; Fuamatu-Ma'afala 2-1; Edwards 1-7; Bruener 1-5. Cin. — Warrick 4-21; McGee 3-23; Dugans 2-29; Yeast 1-22; Griffin 1-16; Battaglia 1-14; Dillon 1-9; Groce 1-2.	
4th Downs	0-0 (0%)	1-2 (50%)		
Total Net Yards	274	232		
Plays-Avg.	66-4.2	66-3.5		
Rushing Yards	103	120		
Att.-Avg.	32-3.2	26-4.6		
Sacked by Opp.	1-2	4-25		
Pass-Att.-Comp.	33-13-0	36-14-2		
Punts-Avg	12-43.8	10-44.3		
Penalties	8-65	6-46		
Fumbles-Lost	0-0	1-1		
Time of Poss.	31:21	28:39		


**GAME
7**
STEELERS 22 CLEVELAND 0
Oct. 22, 2000


PITTSBURGH (Oct. 22, 2000) — A dominating defensive effort led the Steelers to their second consecutive shutout victory and improved their record to 4-3 when they beat the Cleveland Browns, 22-0, at Three Rivers Stadium.

In the final game played between the two teams at Three Rivers Stadium, the Steelers defense held the Browns to 104 total yards and intercepted three passes, to help improve Pittsburgh's record against the Browns to 24-5 at Three Rivers. In addition, the only time Cleveland crossed midfield, was after a 36-yard punt return by Jamel White that gave the Browns possession in Steelers territory.

Running back Jerome Bettis rushed for 105 yards and one touchdown on 33 carries, his fourth 100-yard game of the season. The Steelers remaining points were scored by kicker Kris Brown who booted a career-high five field goals.

Linebacker Levon Kirkland intercepted Cleveland quarterback Doug Pederson at the Browns' 37-yard line to set up a 44-yard field goal by Brown that made

the score 3-0 in the first quarter.

A career-long 54-yard punt return by rookie Hank Poteat gave the Steelers the ball at the Cleveland 12 midway through the second quarter and set up Bettis' one-yard touchdown run, extending the Steelers lead to 10-0.

Chad Scott's third interception of the season on Cleveland's next possession set up Brown's second field goal, from 20 yards that gave the Steelers a 13-0 halftime lead.

Brown extended the Steelers lead 16-0 in the third quarter with a 31-yard field goal that followed an interception by free safety Brent Alexander.

Brown added two fourth-quarter field goals from 26 and 33 yards to make the final score 22-0.

Cleveland	0	0	0	0	0
STEELERS	3	10	3	6	22

TEAM	Q	TIME	PLAY	DRIVE	SCORE
PIT	1	1:50	Brown 44 FG	4-9, 1:26	3-0
PIT	2	7:41	Bettis 1 run (Brown kick)	6-12, 3:26	10-0
PIT	2	1:54	Brown 20 FG	9-43, 4:52	13-0
PIT	3	7:43	Brown 31 FG	6-20, 3:11	16-0
PIT	4	12:00	Brown 26 FG	16-70, 8:29	19-0
PIT	4	1:34	Brown 33 FG	14-52, 8:39	22-0

A-57,659
TEAM STATISTICS

	Browns	Steelers
1st Downs	5 (1-3-1)	17 (8-6-3)
3rd Downs	1-12 (8%)	5-16 (31%)
4th Downs	0-0 (0%)	1-1 (100%)
Total Net Yards	104	248
Plays-Avg.	43-2.4	73-3.4
Rushing Yards	49	143
Att.-Avg.	19-2.6	45-3.2
Sacked by Opp.	1-8	3-15
Pass-Att.-Comp.	23-10-3	25-10-0
Punts-Avg	8-47.8	5-45.4
Penalties	8-77	5-47
Fumbles-Lost	0-0	1-0
Time of Poss.	20:25	39:35

INDIVIDUAL STATISTICS

RUSHING: Pit. — Bettis 33-105 1 TD; Fuamatu-Ma'afala 1-20; Stewart 6-15; Huntley 4-5; Edwards 1-(-2). Cle. — Prentice 14-48; Pederson 2-4; White 2-0; Northcutt 1-(-3)

PASSING: Pit. — Stewart 13-7-0-74; Graham 12-3-0-46. Cle. — Pederson 20-9-0-61; Wynn 3-1-0-2.

RECEIVING: Pit. — Shaw 3-60; Burress 2-25; Edwards 2-15; Hawkins 1-16; Ward 1-5; Huntley 1-(-1). Cle. — Prentice 3-8; Northcutt 2-22; Johnson 2-5; Shea 1-21; Jackson 1-5; Campbell 1-2.


**GAME
8**
STEELERS 9 BALTIMORE 6
Oct. 29, 2000


BALTIMORE (Oct. 29, 2000) — The Steelers won their fifth game in a row and took over sole possession of second place in the AFC Central Division (5-3) with a 9-6 win against the Baltimore Ravens at PSINet Stadium.

The Steelers defense did not allow a touchdown for the fourth straight game — 16 quarters overall — and became the first team to accomplish that feat since the Minnesota Vikings in 1988.

Outside linebacker Joey Porter recorded his team-leading sixth and seventh sacks of the season and cornerback Dewayne Washington tied his 1999 interception total with his team-leading fourth of the year.

The Ravens received the opening kickoff and drove to the Steelers nine-yard line. However, quarterback Trent Dilfer fumbled the snap and it was recovered by Lee Flowers to thwart what would be the Ravens' only red-zone scoring opportunity of the game.

After a scoreless first quarter, the Ravens took a 6-0 halftime lead on field goals of 51 and 49 yards by

kicker Matt Stover.

The Steelers tied the score on their second possession in the third quarter when Kordell Stewart connected with Hines Ward for a 45-yard touchdown pass. However, kicker Kris Brown missed the extra point and the game remained tied a 6-6.

Steelers special teams captain John Fiala teamed with Jason Simmons to force Baltimore's Corey Harris to fumble the ensuing kickoff at the Ravens' 27-yard line. The Steelers drove to the Baltimore six, and Brown converted a 24-yard field goal to give Pittsburgh a 9-6 third-quarter lead.

The Steelers defense shut the Ravens out the rest of the game and secured Pittsburgh's fourth straight win against an AFC Central opponent.

STEELERS		0	0	9	0	9
Ravens		0	6	0	0	6
TEAM	Q	TIME	PLAY	DRIVE	SCORE	
BAL	2	11:20	Stover 51 FG	6-33, 2:54	0-3	
BAL	2	1:52	Stover 49 FG	9-49, 4:19	0-6	
PIT	3	9:51	Ward 45 pass from Stewart (Brown kick failed)	2-59, 0:50	6-6	
PIT	3	5:53	Brown 24 FG	6-21, 3:48	9-6	

A-69,405

TEAM STATISTICS			INDIVIDUAL STATISTICS	
	Steelers	Ravens	RUSHING: Pit. — Bettis 18-65; Stewart 9-31; Huntley 7-24. Bal. — Ja. Lewis 19-93; Dilfer 3-23; Holmes 5-19; Taylor 1-0.	
1st Downs	14 (8-5-1)	14 (6-8-0)	PASSING: Pit. — Stewart 18-9-0 133. Bal. — Dilfer 24-11-1 152.	
3rd Downs	5-15 (33%)	3-11 (27%)	RECEIVING: Pit. — Ward 2-55; Shaw 2-30; Burress 2-16; Kreider 1-14; Bruener 1-11; Huntley 1-7. Bal. — Ja. Lewis 3-53; Ismail 3-41; Sharpe 3-35; Taylor 3-23.	
4th Downs	0-0 (0%)	0-1 (0%)		
Total Net Yards	231	274		
Plays-Avg.	57-4.1	55-5.0		
Rushing Yards	120	135		
Att.-Avg.	34-3.5	28-4.8		
Sacked by Opp.	5-22	3-13		
Pass-Att.-Comp.	18-9-0	25-12-1		
Punts-Avg	7-39.7	4-32		
Penalties	3-20	4-20		
Fumbles-Lost	2-1	2-2		
Time of Poss.	31:58	28:02		


**GAME
9**
TENNESSEE 9 STEELERS 7
Nov. 5, 2000


NASHVILLE, Tenn. (Nov. 5, 2000) — The Steelers suffered a disappointing, 9-7, loss to the Tennessee Titans and dropped to 5-4 when Titans kicker Al Del Greco converted a 29-yard field goal with four seconds left in the game.

The Steelers extended their streak of not allowing a touchdown to five straight games. Tennessee's offense penetrated Pittsburgh's 20-yard line five times and came away with three field goals.

However, the Steelers offense gained only 167 yards in the game and scored only seven points, while controlling the ball for only 20:30. Tennessee took a 3-0, halftime lead on Al Del Greco's 21-yard field goal with 55 seconds left in the second quarter.

The score remained the same into the fourth quarter when Del Greco added a 31-yard field goal to extend the Titans' lead to 6-0.

Pittsburgh responded with an eight-play, 60-yard drive that culminated with a 30-yard touchdown pass

from Kordell Stewart to tight end Mark Bruener, to give the Steelers a 7-6 lead.

With 3:42 left in the game, the Titans drove 62 yards to set up the winning field goal. Pittsburgh forced Tennessee into a fourth-and-eight situation, but Tennessee quarterback Steve McNair found Derrick Mason for 17 yards and a first down just prior to the two-minute warning. Four plays later, Del Greco booted a 29-yard field goal to give Tennessee the 9-7 victory.

STEELERS	0	0	0	7	7
Tennessee	0	3	0	6	9

TEAM	Q	TIME	PLAY	DRIVE	SCORE
TEN	2	0:52	Del Greco 21 FG	12-71, 4:53	0-3
TEN	4	12:49	Del Greco 31 FG	13-75, 5:39	0-6
PIT	4	8:27	Bruener 30 pass from Stewart (Brown kick)	8-60, 4:22	7-6
PIT	4	:04	Del Greco 29 FG	10-62, 3:38	7-9

A-68,498

TEAM STATISTICS

	Steelers	Titans
1st Downs	10 (4-5-1)	21 (6-13-2)
3rd Downs	4-11 (36%)	6-15 (40%)
4th Downs	0-0 (0%)	1-1 (100%)
Total Net Yards	167	364
Plays-Avg.	44-3.8	72-5.1
Rushing Yards	74	148
Att.-Avg.	20-3.7	40-3.7
Sacked by Opp.	2-19	1-11
Pass-Att.-Comp.	22-7-1	31-20-1
Punts-Avg	6-45.7	5-41
Penalties	4-25	14-115
Fumbles-Lost	4-2	1-0
Time of Poss.	20:30	39:30

INDIVIDUAL STATISTICS

RUSHING: Pit. — Bettis 13-42; Stewart 6-31; Huntley 1-1. Ten. — George 34-98; McNair 5-50; Thomas 1-0.

PASSING: Pit. — Stewart 22-7-1 112. Ten. — McNair 31-20-1 227.

RECEIVING: Pit. — Bruener 1-30; Burrell 1-25; Geason 1-22; Bettis 1-12; Kreider 1-8; Shaw 1-8; Ward 1-7. Ten. — Mason 8-92; Wycheck 5-38; Sanders 4-70; Kinney 1-19; Thomas 1-5; George 1-3.


**GAME
10**
PHILADELPHIA 26 STEELERS 23
Nov. 12, 2000


PITTSBURGH (Nov. 12, 2000) — The Steelers suffered a disappointing 26-23 overtime loss to the Philadelphia Eagles and dropped to 5-5, after losing a 10-point lead with 3:42 remaining in regulation.

The Steelers rebounded from a 10-0 second-quarter deficit to take a 23-13 lead in the fourth quarter. Eagles kicker David Akers tied the game with a last-second 42-yard field goal, and won the game in overtime with another 42-yard kick.

Philadelphia jumped to a 10-0 lead after a 26-yard field goal by kicker David Akers and a two-yard touchdown catch by tight end Jeff Thomason, which followed a controversial pass interference call on cornerback Chad Scott.

Steelers kicker Kris Brown added two field goals of 38 and a career-long 52 yards, to close the score to 10-6 at halftime.

The Eagles extended their lead to 13-6 in the third quarter, but Jerome Bettis, who rushed 30 times for 134 yards (4.5 avg.), rumbled seven yards for a touchdown to tie the game at 13-13.

The Steelers defense, which allowed its first touchdown since Oct. 1 (versus Jacksonville), scored its first touchdown of the season when outside linebacker Joey Porter returned a fumble 32 yards to give Pittsburgh a 20-13 lead.

The Steelers seemingly put the game out of reach when Brown added a 40-yard field goal to make the score 24-13 with 3:47 left in the fourth quarter and the Eagles out of timeouts.

But, the Eagles offense then drove 57 yards in 1:13 and scored on a 13-yard touchdown catch by Brian Mitchell to tighten the score to 23-20. Philadelphia then recovered an onside kick and Akers kicked a 42-yard field goal to tie the game at 23-23 with no time left on the clock.

Philadelphia won the coin flip in overtime and marched 39 yards on eight plays, to set up a 42-yard field goal by Akers that gave the Eagles the 26-23 win.

Philadelphia	3	7	3	10	3	26
STEELERS	0	6	7	10	0	23

TEAM	Q	TIME	PLAY	DRIVE	SCORE
PHI	1	2:04	Akers 26 FG	4-9, 0:44	3-0
PHI	2	11:47	Thomason 2 pass from McNabb (Akers kick)	11-78, 3:34	10-0
PIT	2	2:59	Brown 38 FG	12-60, 5:30	10-3
PIT	2	0:22	Brown 52 FG	8-61, 1:26	10-6
PHI	3	12:53	Akers 45 FG	8-48, 2:07	13-6
PIT	3	3:19	Bettis 7 run (Brown kick)	6-68, 2:03	13-13
PIT	4	12:56	Porter 32 fumble return (Brown kick)		13-20
PIT	4	3:42	Brown 40 FG	11-49, 5:22	13-23
PHI	4	2:29	Mitchell 13 pass from McNabb (Akers kick)	4-57, 1:13	20-23
PHI	4	0:00	Akers 42 FG	10-44, 2:29	23-23
PHI	5	10:44	Akers 42 FG	8-39, 4:16	26-23

A-56,702

TEAM STATISTICS

	Eagles	Steelers
1st Downs	21 (1-13-7)	21 (11-7-3)
3rd Downs	5-17 (29%)	4-15 (27%)
4th Downs	1-1 (100%)	0-0 (0%)
Total Net Yards	290	322
Plays-Avg.	80-3.6	71-4.5
Rushing Yards	88	182
Att.-Avg.	22-4.0	37-4.9
Sacked by Opp.	3-11	3-19
Pass-Att.-Comp.	55-26-0	31-14-1
Punts-Avg	7-41.4	7-42.4
Penalties	9-61	13-141
Fumbles-Lost	1-1	0-0
Time of Poss.	31:10	33:06

INDIVIDUAL STATISTICS

RUSHING: Pit. — Bettis 30-134 1 TD; Huntley 4-31; Stewart 3-17. Phi. — Pritchett 7-49; McNabb 5-27; Autry 7-7; Mitchell 2-4; Small 1-1.

PASSING: Pit. — Stewart 31-14-1 159. Phi. — McNabb 55-26-0 213, 2 TD.

RECEIVING: Pit. — Hawkins 4-71; Edwards 2-25; Ward 2-22; Bettis 2-4; Shaw 1-25; Huntley 1-5; Burress 1-4; Cushing 1-3. Phi. — Pritchett 6-30; Lewis 5-41; Johnson 4-18; Small 3-42; Autry 3-31; Martin 2-35; Mitchell 2-14 1 TD; Thomason 1-2 1 TD.


**GAME
11**
JACKSONVILLE 34 STEELERS 24
Nov. 19, 2000


PITTSBURGH (Nov. 19, 2000) — The Steelers lost their third consecutive game and dropped to 5-6 after a 34-24 loss to the Jacksonville Jaguars at Three Rivers Stadium.

The Steelers defense allowed Jaguars running back Fred Taylor to run for 234 yards, the most yards ever against a Steelers defense, and three rushing touchdowns. Taylor also scored a fourth time on a 16-yard touchdown reception.

The Steelers took a 7-0 first-quarter lead on a 32-yard touchdown pass from Kordell Stewart to wide receiver Hines Ward. However, several dropped passes by Pittsburgh's receivers throughout the game would ultimately help seal the Steelers fate.

The Jaguars scored 17 points in both the second and third quarters, while the Steelers only managed a 40-yard field goal by Kris Brown in the second period.

Fred Taylor scored twice in the second quarter on a 25-yard run and a 16-yard reception, and kicker Mike Hollis converted on a 36-yard field goal to give the

Jaguars a 17-10 halftime lead.

Hollis added a 33-yard field goal in the third quarter, and Taylor added runs of two and 26 yards to give Jacksonville a 34-10 lead after three quarters.

Kordell Stewart, who completed 13-of-27 passes for 188 yards, one touchdown and two interceptions, used his legs to keep the Steelers in the game. Stewart helped close the score to 34-16 on a two-yard run early in the fourth quarter but a two-point conversion failed.

Steelers cornerback Chad Scott intercepted Jacksonville quarterback Mark Brunell on the Jaguars' next possession. Stewart then scrambled 45 yards for a touchdown, and Richard Huntley ran two yards for a two-point conversion that made the score, 34-24, with 7:42 remaining in the fourth quarter.

The Steelers had a chance to close Jacksonville's lead to three points, but Hines Ward stumbled and dropped a potential touchdown pass that sealed the Steelers' fate and secured the 34-24 Jaguars victory.

Jacksonville	0	17	17	0	34
STEELERS	7	3	0	14	24

TEAM	Q	TIME	PLAY	DRIVE	SCORE
PIT	1	4:10	Ward 32 pass from Stewart (Brown kick)	2-37, 1:05	0-7
JAX	2	9:16	Taylor 25 run (Hollis kick)	6-56, 3:48	7-7
PIT	2	5:49	Brown 40 FG	8-54, 3:27	7-10
JAX	2	1:20	Taylor 16 pass from Brunell (Hollis kick)	8-65, 4:29	14-10
JAX	2	0:04	Hollis 36 FG	6-21, 0:35	17-10
JAX	3	8:49	Hollis 33 FG	10-55, 4:57	20-10
JAX	3	8:04	Taylor 2 run (Hollis kick)	2-36, 0:45	27-10
JAX	3	3:27	Taylor 26 run (Hollis kick)	4-58, 1:33	34-10
PIT	4	14:55	Stewart 2 run (Pass failed)	8-66, 3:32	34-16
PIT	4	7:42	Stewart 45 run (Huntley run)	7-56, 2:54	34-24

A-50,925
TEAM STATISTICS

	Jaguars	Steelers
1st Downs	20 (11-9-0)	15 (7-7-1)
3rd Downs	6-14 (43%)	5-12 (42%)
4th Downs	0-1 (0%)	1-1 (100%)
Total Net Yards	417	306
Plays-Avg.	70-6.0	56-5.5
Rushing Yards	240	147
Att.-Avg.	36-6.7	24-6.1
Sacked by Opp.	3-13	5-29
Pass-Att.-Comp.	31-17-1	27-13-2
Punts-Avg.	5-42.8	4-46
Penalties	8-55	4-30
Fumbles-Lost	1-1	3-3
Time of Poss.	34:20	25:40

INDIVIDUAL STATISTICS

RUSHING: Jax. — Taylor 30-234, 3 TD; Stith 3-5; Brunell 3-1. Pit. — Stewart 6-59, 2 TD; Bettis 12-57; Huntley 6-31

PASSING: Jax. — Brunell 31-17-1, 190, 1 TD. Pit. — Stewart 27-13-2, 188, 1 TD.

RECEIVING: Jax. — Smith 6-85; Brady 5-62; McCardell 3-29; Taylor 3-14, 1 TD. Pit. — Shaw 5-81; Ward 3-60, 1 TD; Cushing 2-9; Huntley 1-18; Hawkins 1-12; Bruener 1-8


**GAME
12**
STEELERS 48 CINCINNATI 28
Nov. 26, 2000


CINCINNATI (Nov. 26, 2000) — The Steelers exploded for a season-high 48 points and improved their record to 6-6 with a 48-28 win over the Cincinnati Bengals at Paul Brown Stadium.

Steelers Quarterback Kordell Stewart threw for a season-high three touchdowns and ran for another score, and Jerome Bettis rushed for 93 yards and a touchdown and surpassed 1,000 yards rushing for the seventh time in his career.

The Steelers defense contributed to the scoring when outside linebacker Jason Gildon returned an Akili Smith fumble 22 yards for the second touchdown of his career.

The Steelers scored a touchdown on their opening drive when Stewart connected with Hines Ward for a 34-yard score to give the Steelers a 7-0 lead.

After Cincinnati tied the game a 7-7, Stewart led the Steelers offense 80 yards on 12 plays and scored on a

one-yard run to give Pittsburgh a 14-7 lead.

With the game tied at 14-14 in the second quarter, Stewart connected with tight end Mark Bruener for an 11-yard touchdown pass that made the score 21-14. A 44-yard field goal by Steelers kicker Kris Brown gave Pittsburgh a 24-14 lead at the half.

Cincinnati scored a touchdown on their opening drive of the third quarter. However, the Steelers responded with a 45-yard touchdown pass from Stewart to Bobby Shaw for a 31-21 Steelers lead.

Bettis increased the lead to 38-21 with a seven-yard touchdown run, and Gildon made it 45-21 with his fumble return.

After a late Cincinnati touchdown closed the score to 45-28, Kris Brown kicked a 28-yard field goal to make the final score 48-28.

STEELERS	14	10	21	3	48
Cincinnati	7	7	7	7	28

TEAM	Q	TIME	PLAY	DRIVE	SCORE
PIT	1	12:06	Ward 34 pass from Stewart (Brown kick)	6-78, 2:54	7-0
CIN	1	10:04	Bennett 37 run (Rackers kick)	5-67, 2:02	7-7
PIT	1	3:43	Stewart 1 run (Brown kick)	12-80, 6:21	14-7
CIN	2	13:56	Dillon 20 run (Rackers kick)	10-71, 4:47	14-14
PIT	2	9:00	Bruener 11 pass from Stewart (Brown kick)	6-30, 2:48	21-14
PIT	2	0:16	Brown 44 FG	15-61, 5:37	24-14
CIN	3	9:46	Dillon 4 run (Rackers kick)	10-80, 5:14	24-21
PIT	3	6:16	Shaw 45 pass from Stewart (Brown kick)	6-62, 3:30	31-21
PIT	3	1:31	Bettis 7 run (Brown kick)	1-7, 0:05	38-21
PIT	3	0:00	Gildon 22 fumble return (Brown kick)		45-21
CIN	4	2:50	Warrick 5 pass from Smith (Rackers kick)	9-59, 3:55	45-28
CIN	4	1:49	Brown 28 FG	5-32, 1:01	48-28

A-63,925

TEAM STATISTICS

INDIVIDUAL STATISTICS

	Steelers	Bengals
1st Downs	21 (11-10-0)	23 (14-8-1)
3rd Downs	9-15 (60%)	4-12 (33%)
4th Downs	0-0 (0%)	1-2 (50%)
Total Net Yards	372	309
Plays-Avg.	64-5.8	65-4.8
Rushing Yards	185	209
Att.-Avg.	38-4.9	41-5.1
Sacked by Opp.	4-22	4-29
Pass-Att.-Comp.	22-12-0	20-10-0
Punts-Avg.	4-41	4-35.5
Penalties	4-35	3-15
Fumbles-Lost	0-0	8-3
Time of Poss.	30:49	29:11

RUSHING: Pit. — Bettis 23-93, 1 TD; Ward 2-38; Stewart 6-31, 1 TD; Huntley 2-20; Zereoue 3-5; Graham 2-(-2). Cin. — Dillon 23-128, 2 TD; Bennett 5-55, 1 TD; Williams 5-16; Smith 6-15; Warrick 2-(-5).

PASSING: Pit. — Stewart 20-11-0, 182, 3 TD; Graham 2-1-0, 27. Cin. — Smith 20-10-0, 129, 1 TD.

RECEIVING: Pit. — Ward 4-70, 1 TD; Shaw 2-66, 1 TD; Bruener 2-25, 1 TD; Edwards 1-27; Hawkins 1-17; Cushing 1-5; Bettis 1-(-1). Cin. — Farmer 3-59; Warrick 3-25, 1 TD; Yeast 2-37; Bennett 2-8.

**GAME
13****STEELERS 21 OAKLAND 20
Dec. 3, 2000**

PITTSBURGH (Dec. 3, 2000) — A courageous performance by quarterback Kordell Stewart and a 128-yard rushing effort by Jerome Bettis led the Steelers to a thrilling 21-20 win against the Oakland Raiders, and improved Pittsburgh's record to 7-6.

Stewart, who was knocked out of the game with an injured right leg, battled back to complete 14-of-23 passes for 136 yards and two touchdowns and rushed for 33 yards and another score.

Stewart began the game by completing his first three passes, including a 19-yard scoring strike to Bobby Shaw to give the Steelers a 7-0 lead.

Stewart was knocked out of the game late in the first quarter, and the Raiders scored 17 straight points to take a 17-7 halftime lead. Kicker Sebastian Janikowski started Oakland's scoring with a 40-yard field goal. Cornerback Eric Allen intercepted backup quarterback Kent Graham on the Steelers' next play from scrimmage and returned it 27 yards for a touchdown. Running back Randy Jordan then scored on a 21-yard reception to give the Raiders a 10-point lead.

Stewart returned to start the second half and used 9:10 to drive the offense 91 yards for a score. The drive culminated in a six-yard touchdown pass to tight end Mark Bruener, who carried safety Calvin Branch across the goal line to make the score, 17-14.

A 17-yard touchdown run by Stewart to start the fourth quarter, gave the Steelers a 21-17 lead. Stewart's score was set up by a season-long 30-yard run by Jerome Bettis who finished with his sixth 100-yard rushing effort of the year.

Janikowski closed the score to 21-20 on a 42-yard field goal, but he came up short on a 44-yard attempt, and the Steelers held on for the win.

Oakland		0	17	0	3	20
STEELERS		7	0	7	7	21
TEAM	Q	TIME	PLAY	DRIVE	SCORE	
PIT	1	10:13	Shaw 19 pass from Stewart (Brown kick)	6-70, 3:06	0-7	
OAK	2	14:11	Janikowski 40 FG	10-37, 3:13	3-7	
OAK	2	13:54	Allen 27 interception return (Janikowski kick)		10-7	
OAK	2	1:06	Jordan 21 pass from Gannon (Janikowski kick)	8-87, 2:19	17-7	
PIT	3	5:50	Bruener 6 pass from Stewart (Brown kick)	16-91, 9:10	17-14	
PIT	4	14:48	Stewart 17 run (Brown kick)	4-47, 0:39	17-21	
OAK	4	11:38	Janikowski 42 FG	6-44, 3:10	20-21	

A-55,811

TEAM STATISTICS

	Raiders	Steelers
1st Downs	20 (5-14-1)	19 (10-9-1)
3rd Downs	7-16 (44%)	6-13 (46%)
4th Downs	1-2 (50%)	0-0 (0%)
Total Net Yards	390	311
Plays-Avg.	68-5.7	63-4.9
Rushing Yards	117	199
Att.-Avg.	28-4.2	32-6.2
Sacked by Opp.	0-0	5-31
Pass-Att.-Comp.	40-21-0	26-15-1
Punts-Avg.	4-42.5	7-43
Penalties	3-31	3-15
Fumbles-Lost	2-2	2-0
Time of Poss.	28:07	31:53

INDIVIDUAL STATISTICS

RUSHING: Pit. — Bettis 24-128; Stewart 3-33, 1 TD; Kreider 2-24; Huntley 2-11; Ward 1-3. Oak. — Wheatley 16-60; Gannon 6-39; Kaufman 5-16; Crockett 1-2.

PASSING: Pit. — Stewart 23-14-0, 136, 2 TD; Graham 3-1-1, 7. Oak. — Gannon 40-21-0, 273, 1 TD.

RECEIVING: Pit. — Ward 4-36; Shaw 3-34, 1 TD; Hawkins 3-29; Huntley 2-20; Bruener 2-11, 1 TD; Bettis 1-13. Oak. — Brown 7-99; Jett 3-42; Rison 3-35; Ritchie 3-22; Dudley 2-39; Jordan 2-30, 1 TD; Dunn 1-6.


**GAME
14**
**N.Y. GIANTS 30 STEELERS 10
Dec. 10, 2000**


EAST RUTHERFORD, N.J. (Dec. 10, 2000) — The Steelers suffered a 30-10 loss to the New York Giants on the road and dropped to 7-7 for the season.

Pittsburgh gained 264 total yards while yielding 394 yards to the Giants. Kordell Stewart passed for a season-high 224 yards, however, running back Jerome Bettis was held to 39 of Pittsburgh's 47 yards rushing in the game.

The Giants jumped out to a 3-0 lead when kick returner Omar Stoultmire returned the opening kickoff 47 yards to the Pittsburgh 41 and kicker Brad Daluiso converted a 38-yard field goal.

A 40-yard Daluiso field goal in the second quarter increased the Giants lead to 6-0. The Giants then drove 60 yards on their next possession and running back Tiki Barber scored a touchdown on a three-yard run to make the score 13-0.

The Steelers closed the score to 13-3 at halftime on a 32-yard field goal by kicker Kris Brown. But, Brown missed field-goal attempts of 36 and 44 yards on Pittsburgh's two possessions in the third quarter.

The Giants increased their lead to 20-3 when wide receiver Ike Hilliard scored on a nine-yard pass from quarterback Kerry Collins. Daluiso then added a 21-yard field goal early in the fourth quarter to increase New York's lead to 23-3.

Stewart was picked off in the end zone on the Steelers' next possession, and the Giants drove 80 yards to increase their lead to 30-3 on a two-yard touchdown pass from Collins to wide receiver Amani Toomer.

Bobby Shaw's five-yard touchdown catch in the fourth quarter was Pittsburgh's only touchdown of the game and made the final score 30-10.

STEELERS	0	3	0	7	10
N.Y. Giants	3	10	7	10	30

TEAM	Q	TIME	PLAY	DRIVE	SCORE
NYG	1	12:54	Daluiso 38 FG	5-20, 2:06	0-3
NYG	2	14:47	Daluiso 40 FG	10-37, 3:13	0-6
NYG	2	8:27	Barber 3 run (Daluiso kick)	9-60, 4:32	0-13
PIT	2	0:35	Brown 32 FG	6-58, 2:56	3-13
NYG	3	5:24	Hilliard 9 pass from Collins (Daluiso kick)	10-74, 4:46	3-20
NYG	4	13:27	Daluiso 21 FG	6-61, 2:55	3-23
NYG	4	2:34	Toomer 2 pass from Collins (Daluiso kick)	11-80, 6:44	3-30
PIT	4	1:04	Shaw 5 pass from Stewart (Brown kick)	6-54, 1:30	10-30

A-78,164

TEAM STATISTICS			INDIVIDUAL STATISTICS
	Steelers	Giants	RUSHING: Pit. — Bettis 17-39; Stewart 3-8. NYG — Toomer 1-28; Barber 12-22, 1 TD; Dayne 11-20; Garrett 2-(-2).
1st Downs	17 (3-10-4)	20 (3-16-1)	PASSING: Pit. — Stewart 34-20-1, 224. NYG — Collins 35-24-0, 333, 2 TD.
3rd Downs	5-13 (38%)	9-14 (64%)	RECEIVING: Pit. — Shaw 6-88, 1 TD; Ward 6-64; Blackwell 2-23; Kreider 2-10; Hawkins 2-7; Edwards 1-25; Bettis 1-7. NYG — Toomer 9-136, 1 TD; Barber 6-75; Hilliard 5-90, 1 TD; Mitchell 2-25; Jurevicius 1-6; Comella 1-1.
4th Downs	0-2 (0%)	0-1 (0%)	
Total Net Yards	264	394	
Plays-Avg.	56-4.7	62-6.4	
Rushing Yards	47	68	
Att.-Avg.	20-2.4	26-2.6	
Sacked by Opp.	2-7	1-7	
Pass-Att.-Comp.	34-20-1	35-24-0	
Punts-Avg	3-45	1-25	
Penalties	5-42	6-91	
Fumbles-Lost	0-0	0-0	
Time of Poss.	27:46	32:14	



**GAME
15**

STEELERS 24 WASHINGTON 3

Dec. 16, 2000



PITTSBURGH (Dec. 16, 2000) — The Steelers closed their 31 seasons at Three Rivers Stadium in style, when they soundly defeated the Washington Redskins, 24-3, in the final game ever played at Three Rivers Stadium.

The Steelers win kept their hopes alive to make the NFL playoffs.

The Redskins took a 3-0 first-quarter lead on a 32-yard field goal by kicker Eddie Murray. However, those were the only points Washington would score on the day.

The Steelers took control of the game by scoring 17 unanswered points in the second quarter. The Steelers tied the game when kicker Kris Brown converted a 28-yard field goal to make the score, 3-3.

Rookie punt returner Hank Poteat set a Steelers record for the longest punt return for a touchdown by a Steeler at Three Rivers Stadium, when he returned a punt 53 yards to make the score, 10-3. Poteat's touchdown broke Rod Woodson's Three Rivers Stadium record of 52 yards for a score on Sept. 16, 1990 versus

Houston.

The Steelers closed out the scoring in the first half after cornerback Chad Scott intercepted his career-high fifth pass of the season, which set up a three-yard touchdown run by Richard Huntley that made the score, 17-3.

The Steelers dominated time of possession in the second half, holding the ball for 20:17 of the final 30 minutes. Running back Jerome Bettis set the tempo, rushing for 78 of his 104 yards in the second half, including a 23-yard run to set up the Steelers' final score.

On the next play, Huntley ran left for 30 yards and a touchdown, to make the final score 24-3.

Washington	3	0	0	0	3
STEELERS	0	17	0	7	24

TEAM	Q	TIME	PLAY	DRIVE	SCORE
WAS	1	3:02	Murray 32 FG	14-52, 7:01	3-0
PIT	2	9:56	Brown 28 FG	10-78, 5:04	3-3
PIT	2	3:35	Poteat 53 punt return (Brown kick)		10-3
PIT	2	0:28	Huntley 3 run (Brown kick)	7-38, 2:34	17-3
PIT	4	10:42	Huntley 30 run (Brown kick)	6-70, 3:40	24-3

A-58,183

TEAM STATISTICS

	Redskins	Steelers
1st Downs	14 (4-8-2)	21 (11-7-3)
3rd Downs	3-12 (25%)	5-14 (36%)
4th Downs	0-1 (0%)	1-2 (50%)
Total Net Yards	267	364
Plays-Avg.	56-4.8	67-5.4
Rushing Yards	64	190
Att.-Avg.	21-3.0	45-4.2
Sacked by Opp.	3-23.0	1-1
Pass-Att.-Comp.	32-18-2	21-11-0
Punts-Avg	5-40.6	5-43.4
Penalties	7-70	6-40
Fumbles-Lost	3-3	4-1
Time of Poss.	24:53	35:07

INDIVIDUAL STATISTICS

RUSHING: Wash. — Davis 16-39; Centers 4-35; Thrash 1-(-10). Pit. — Bettis 25-104; Huntley 7-56, 2 TD; Ward 1-12; Stewart 8-9; Zereoue 3-9; Miller 1-0.

PASSING: Wash. — George 27-15-2, 178; Johnson 5-3-0, 53. Pit. — Stewart 21-11-0, 175.

RECEIVING: Wash. — Centers 7-67; Alexander 4-85; Fryar 2-28; Davis 2-12; Connell 1-17; Reed 1-14; Thrash 1-8. Pit. — Shaw 3-71; Ward 3-31; Hawkins 2-15; Bettis 1-25; Bruener 1-21; Edwards 1-12.


**GAME
16**
STEELERS 34 SAN DIEGO 21
Dec. 24, 2000


SAN DIEGO (Dec. 24, 2000) — The Steelers finished the 2000 season on a winning note, defeating the San Diego Chargers, 34-21, at Qualcomm Stadium.

However, the team's playoff hopes were ended when the Indianapolis Colts defeated the Minnesota Vikings to secure the final AFC Wild Card playoff berth.

The Steelers fell behind early when Ryan Leaf completed a 71-yard touchdown pass to former Steeler Jeff Graham on San Diego's first play from scrimmage to give the Chargers a 7-0 lead.

The Steelers responded immediately when Will Blackwell returned the ensuing kickoff 98 yards for a touchdown to tie the game at 7-7. Blackwell's return was the second longest in Steelers history and marked the first time Pittsburgh has returned a kickoff for a score since Blackwell returned a kick 97 yards for a touchdown on Oct. 5, 1997 at Baltimore.

The Chargers regained the lead when safety Rodney Harrison returned a Kordell Stewart interception 63 yards for a touchdown and a 14-7 San Diego lead.

The Steelers took control of the game in the second

quarter by scoring 17 consecutive points. After a 35-yard punt return by rookie Hank Poteal placed the ball at the Pittsburgh 48, Courtney Hawkins capped a seven-play, 52-yard drive with his first touchdown catch of the season to tie the game at 14-14.

A 32-yard field goal by Kris Brown gave Pittsburgh a 17-14 lead. The Steelers increased their lead to 24-14 when Stewart scrambled 19 yards for a touchdown.

San Diego's Terrell Fletcher closed the score to 24-21 in the third quarter on a one-yard touchdown run following Stewart's second interception of the game.

But, Stewart extended Pittsburgh's lead to 31-21 on a one-yard run early in the fourth quarter. Brown added a 28-yard field goal with 4:07 left in the game to give the Steelers the 34-21 victory and secured their first winning season since 1997.

STEELERS	7	0	17	10	34
San Diego	14	0	7	0	21

TEAM	Q	TIME	PLAY	DRIVE	SCORE
S.D.	1	13:02	Graham 71 pass from Leaf (Carney kick)	1-71, 0:12	0-7
PIT	1	12:41	Blackwell 98 kickoff return (Brown kick)		7-7
S.D.	1	10:20	Harrison 63 interception return (Carney kick)		7-14
PIT	2	8:43	Hawkins 5 pass from Stewart (Brown kick)	7-52, 3:51	14-14
PIT	2	2:14	Brown 32 FG	10-59, 4:43	17-14
PIT	2	0:55	Stewart 19 run (Brown kick)	3-48, 0:45	24-14
S.D.	3	4:45	Fletcher 1 run (Carney kick)	4-13, 2:28	24-21
PIT	4	12:51	Stewart 1 run (Brown kick)	13-77, 6:54	31-21
PIT	4	4:07	Brown 28 FG	15-70, 7:47	34-21

A-50,809

TEAM STATISTICS			INDIVIDUAL STATISTICS	
1st Downs	Steelers 21 (8-11-2)	Chargers 6 (2-4-0)	RUSHING: Pit. — Stewart 10-81, 2 TD; Bettis 26-51; Huntley 2-1; Graham 3-(-2). S.D. — Fletcher 11-25, 1 TD; Leaf 1-6.	
3rd Downs	9-19 (47%)	4-14 (29%)	PASSING: Pit. — Stewart 32-16-2, 190, 1 TD; Bettis 1-0-0. S.D. — Leaf 29-15-1, 171, 1 TD.	
4th Downs	0-0 (0%)	0-0 (0%)	RECEIVING: Pit. — Hawkins 5-71, 1 TD; Ward 4-36; Bruener 2-33; Huntley 2-30; Bettis 2-10; Kreider 1-10. S.D. — Graham 5-113, 1 TD; Conway 4-28; Jones 3-14; Fletcher 1-11; Heiden 1-3; McCrary 1-2.	
Total Net Yards	316	171		
Plays-Avg.	76-4.2	47-3.6		
Rushing Yards	131	31		
Att.-Avg.	41-3.2	12-2.6		
Sacked by Opp.	2-5	6-31		
Pass-Att.-Comp.	33-16-2	29-15-1		
Punts-Avg	6-46.3	8-51.3		
Penalties	1-10	8-82		
Fumbles-Lost	1-0	1-1		
Time of Poss.	39:21	20:39		



TOP INDIVIDUAL PERFORMANCES

TOP STEELERS INDIVIDUAL PERFORMANCES IN 2000

Rushing Yards (100 or More)

Player	Opponent	Date	No.	Yds.	Avg.	LG	TD
Jerome Bettis	Philadelphia	11/12	30	134	4.5	19	1
Jerome Bettis	Cleveland	9/17	24	133	5.5	15	1
Jerome Bettis	Oakland	12/3	24	128	5.3	30	0
Jerome Bettis	N.Y. Jets	10/8	25	107	4.3	12t	1
Jerome Bettis	Washington	12/16	25	104	4.2	23	0
Jerome Bettis	Cincinnati	10/15	29	101	3.5	13	0
Jerome Bettis	Cleveland	10/22	33	105	3.2	9	1

Receiving Yards (100 or More)

Player	Opponent	Date	No.	Yds.	Avg.	LG	TD
--------	----------	------	-----	------	------	----	----

None

Passing Yards (300 or More)

Player	Opponent	Date	Att.	Comp.	Yds.	TD	Int
--------	----------	------	------	-------	------	----	-----

None

TOP OPPONENT INDIVIDUAL PERFORMANCES IN 2000

Rushing Yards (100 or More)

Player	Opponent	Date	No.	Yds.	Avg.	LG	TD
Fred Taylor	Jacksonville	11/19	30	234*	7.8	34	3
Corey Dillon	Cincinnati	11/26	23	128	5.6	20t	2
Priest Holmes	Baltimore	9/3	27	119	4.4	18	0

Receiving Yards (100 or More)

Player	Opponent	Date	No.	Yds.	Avg.	LG	TD
Keenan McCardell	Jacksonville	10/1	11	137	12.5	19	1
Amani Toomer	N.Y. Giants	12/10	9	136	15.1	45t	1
Jeff Graham	San Diego	12/24	5	113	22.6	71t	1
Qadry Ismail	Baltimore	9/3	7	102	14.6	58t	1
Carl Pickens	Tennessee	9/24	2	105	52.5	67	0

Passing Yards (300 or More)

Player	Opponent	Date	Att.	Comp.	Yds.	TD	Int
Kerry Collins	N.Y. Giants	12/10	35	24	333	2	0
Tim Couch	Cleveland	9/17	31	23	316	2	0

*Steelers Record



STEELERS HISTORY

The fifth-oldest franchise in the NFL, the Steelers were founded on July 8, 1933 by Arthur Joseph Rooney. Originally named the Pittsburgh Pirates, they were a member of the Eastern Division of the 10-team NFL. The other four current NFL teams in existence at that time were the Chicago (Arizona) Cardinals, Green Bay Packers, Chicago Bears and New York Giants.

One of the great pioneers of the sports world, Art Rooney passed away on August 25, 1988 following a stroke at the age of 87. "The Chief," as he was affectionately known, is enshrined in the Pro Football Hall of Fame and is remembered as one of Pittsburgh's great people.

Born on January 27, 1901 in Coultersville, Pa., Art Rooney was the oldest of Daniel and Margaret Rooney's nine children. He grew up in Old Allegheny, now known as Pittsburgh's North Side, and until his death he still lived on the North Side just a short distance from Three Rivers Stadium.

Rooney attended St. Peter's Parochial School and Duquesne University Prep School. He studied collegiately at Indiana (Pa.) Normal, which is now Indiana University of Pennsylvania, as well as at Georgetown and Duquesne.

An exceptional all-around athlete, Rooney held middleweight and welterweight titles from the AAU Boxing Championships and was named to the U.S. Olympic Boxing Team in 1920, although he did not participate in the Olympic Games. He played minor league baseball from 1920-25 before a promising career was cut short by an arm injury. Rooney continued playing football for several semi-pro teams in the Pittsburgh area. He was married on June 11, 1931 to Kathleen McNulty, and the couple had five sons — Daniel, Art Jr., Tim, John and Pat. In 1964, Rooney was inducted into the Pro Football Hall of Fame for his contributions to the growth of the NFL and the Pittsburgh Steelers.

By the mid-1960s, Steelers founder Art Rooney had begun to turn over much of the operation of the Steelers to his oldest son, Dan. After having worked in every area of the organization since 1955, Daniel M. Rooney was named president of the Steelers in 1975. In 2000, Dan Rooney was inducted into the Pro Football Hall of Fame. He joined his father Art to form only the second father-son tandem to be inducted into the Hall of Fame. Current New York Giants owner Wellington Mara and his father Tim were the first.

Now in his 46th year with the organization, he is one of the most active NFL owners and one of Pittsburgh's most involved executives in civic affairs. Among his community activities, Dan Rooney is a board member for The United Way of America, The American Ireland Fund, The American Diabetes Association, Presbyterian University Hospital, The Pittsburgh History and Landmarks Foundation and Duquesne University.

Dan Rooney has been a member of several NFL committees over the past 30 years. He has served on the board of directors for the NFL Trust Fund, NFL Films and the Scheduling Committee. He was appointed chairman of the Expansion Committee in 1973, which considered new franchise locations and directed the addition of Seattle and Tampa Bay as expansion teams in 1976.

In 1976 Rooney was also named chairman of the Negotiating Committee, and in 1982 he contributed to the negotiations for the Collective Bargaining Agreement for the NFL and the Players' Association. He again played a key role in the labor agreement reached between NFL owners and players in 1993. Rooney is currently a member of the eight-person Management Council Executive Committee, the Hall of Fame Committee, and the NFL Properties Executive Committee. In February 1999, he was named the recipient of the Philadelphia Maxwell Football Club's Francis J. "Reds" Bagnell Award for outstanding contributions to the game of football.

Daniel M. Rooney was born on Pittsburgh's North Side on July 20, 1932. He is a 1950 graduate of North Catholic High School, where he played quarterback on the varsity football team. He went on to graduate from Duquesne University in 1955 with a bachelor of arts degree in accounting. Rooney and his wife Patricia live on the North Side. The Rooneys have nine children.

1930s: After founding the Pirates in 1933, Art Rooney watched his club struggle



through its first seven seasons with just 22 wins and five different head coaches. While home games were played at Forbes Field, Rooney often took his team to such cities as Johnstown, Latrobe, Youngstown, New Orleans, and Louisville in the 1930s due to competition with baseball and college football.

In 1938 Rooney signed Colorado All-America Byron "Whizzer" White to a \$15,800 contract, making White the first "big money" player in the NFL. White led the league in rushing that year and is one of the NFL's most illustrious alumni. He served 31 years as a Justice of the United States Supreme Court before retiring in 1993.

1940s: In 1940 Rooney changed the team name to the Pittsburgh Steelers, representing the heritage of Pittsburgh. The first winning record in the organization's history came in 1942 when head coach Walt Kiesling led the Steelers to a 7-4 finish with the league-leading rushing of rookie Bill Dudley. But the next year Dudley joined the Armed Forces along with many other NFL players as the nation went to war. With rosters depleted, Rooney merged the Steelers with the Philadelphia Eagles in 1943 (Phil-Pitt "Steagles") and with the Chicago Cardinals (Card-Pitt) in 1944.

Rooney hired legendary Pitt coach Jock Sutherland in 1946, and Dudley returned from the war to earn NFL MVP honors, leading the league in rushing, interceptions, and punt returns. Today, Dudley is a member of the Pro Football Hall of Fame.

Sutherland led the 1947 Steelers to an 8-4 record and a share of the Eastern division title, but they lost their first-ever postseason game, 21-0, to Philadelphia. Sutherland died suddenly the following spring while on a scouting trip.

1950s: Succeeding Sutherland, John Michelosen was head coach for the 1948-51 seasons, compiling a 20-26-2 record. In 1952 Joe Bach returned for his second stint with the Steelers, having coached the team previously in 1935-36. The Steelers became the last team to abandon the single wing for the T-formation in 1952.

Bach resigned for health reasons following the 1954 season and was replaced by assistant coach Walt Kiesling, who had been the Steelers' head coach twice previously. Kiesling's three stints covered the 1939-40, 1941-44, and 1954-56 campaigns.

1960s: Buddy Parker was named head coach in 1957 and over the next eight years he led the Steelers to five non-losing seasons. Hall of Fame quarterback Bobby Layne quarterbacked the team through three of those campaigns, leading the Steelers to a 9-5 mark and a playoff game vs. Detroit in 1962, which the Steelers lost 17-10. Parker completed his tenure with a 51-48-6 record and ranks third among all-time Steelers coaches for career wins.

On October 25, 1964, the Steelers made team history when they retired jersey No. 70 in honor of former defensive tackle Ernie Stautner. Stautner, who was inducted into the Pro Football Hall of Fame in 1969, remains the only Steelers player to have his jersey retired.

Brief stints by Mike Nixon in 1965 and Bill Austin from 1966-68 preceded the hiring of the 37-year-old Chuck Noll on January 27, 1969. Noll began to rebuild the Steelers through the draft, starting with the defense when he selected defensive tackle Joe Greene with his first choice in 1969. Today Greene is a member of the Pro Football Hall of Fame.

1970s: A 1-13 record in 1969 gave the Steelers the first overall choice in the 1970 draft, with which Noll addressed the offense by selecting quarterback Terry Bradshaw, another Hall of Famer, after the Steelers won the first selection by winning a coin toss with the Chicago Bears. Cornerback Mel Blount was added in the third round that year, followed by linebacker Jack Ham in 1971 and running back Franco Harris in 1972. In all, Noll drafted eight players who are now enshrined in the Hall of Fame including three in his first 20 picks and four of his first 38.

Two significant changes took place in 1970, when the Steelers moved from the NFL Century Division to the AFC Central with the merger of the American Football League and the NFL. The Steelers also moved into a new home as Three Rivers Stadium opened. Previously, the Steelers had played home games at Forbes Field from 1933-57 and at both Forbes Field and Pitt Stadium from 1958-63. From 1964-69 the Steelers played at Pitt Stadium until Three Rivers opened in 1970.

Gradual improvement in the early 1970s resulted in the team's first division title in



1972 with an 11-3 record. In the first playoff game at Three Rivers the Steelers defeated the Oakland Raiders 13-7 with Franco Harris' "Immaculate Reception" in the final minute. Despite a 21-17 loss the following week to the undefeated Miami Dolphins, the Steelers had reached a new plateau.

It took 40 years for the Steelers to finally win their first division title, but over the next decade they achieved a level of success unprecedented in professional football.

In 1973 the Steelers won a wild card playoff berth with a 10-4 record. Oakland avenged their loss from the previous year, however, with a 33-14 defeat of the Steelers in the playoffs.

The Steelers won their first of six consecutive AFC Central titles in 1974 and marched past Buffalo (32-14) and Oakland (24-13) en route to their first Super Bowl appearance in Super Bowl IX. The fierce Pittsburgh defense led the way to a 16-6 victory vs. the Minnesota Vikings, and Art Rooney was presented the Vince Lombardi Trophy for the first time.

In 1975 the Steelers won 11 straight games to finish 12-2 and claim their second consecutive division crown. After defeating Baltimore (28-10) and Oakland (16-10) in the playoffs the Steelers became the third team in NFL history, joining Green Bay and Miami, to win back-to-back Super Bowls with a 21-17 win versus the Dallas Cowboys in Super Bowl X.

The 1976 Steelers struggled to a 1-4 start before reeling off nine straight victories including five shutouts to win the division with a 10-4 mark. They defeated Baltimore 40-14 in the playoffs, but lost to Oakland, 24-7, after both starting running backs, Franco Harris and Rocky Bleier, were injured. The following year the Steelers dropped a 34-21 decision to Denver in the first round of the playoffs after posting a 9-5 regular-season record.

In 1978 the Steelers made history after a league-best 14-2 regular season and playoff wins versus Denver (33-10) and Houston (34-5). Their 35-31 Super Bowl XIII win versus Dallas made the Steelers the first team to win three Super Bowls.

Yet another standard was set the following year when the 1979 Steelers defeated the Los Angeles Rams, 31-19, in Super Bowl XIV to make them the first team in history to win four Super Bowls and the only team to win back-to-back Super Bowls twice. The Super Bowl victory followed a 12-4 regular season and playoff wins versus Miami (34-14) and Houston (27-13). With six consecutive AFC Central crowns, eight straight years of playoff appearances and four Super Bowl championships, the Steelers were tagged the "Team of the Decade" for the 1970s.

1980s: As the 1980s opened the Steelers stumbled, failing to make the playoffs in 1980 and 1981 with records of 9-7 and 8-8.

In 1982 the Steelers celebrated the team's 50th anniversary by qualifying for the playoffs with a 6-3 finish in a strike-interrupted season. During the season an anniversary banquet was held to commemorate the team's first 50 seasons and to honor the Steelers' all-time team as selected by fan voting. Thousands of fans were attracted to Pittsburgh for a week of activities and exhibits before the anniversary season was ended by San Diego's 31-28 win in the playoffs. This would be the last playoff game at Three Rivers until the 1992 season, a span of 10 years.

The 1983 Steelers won their eighth division title with a 10-6 record, but fell in the postseason, 38-10, to the Los Angeles Raiders. The following year the Steelers won their ninth division crown and the team advanced to the AFC Championship game with a 24-17 playoff win at Denver. A 45-28 loss to Miami in the AFC Championship game prevented the Steelers from a fifth Super Bowl appearance.

The Steelers' streak of 13 consecutive non-losing seasons came to an end in 1985 with a 7-9 finish, followed by 6-10 in 1986. Playoff hopes remained alive in 1987 until the Steelers lost their last two games to finish 8-7 during the strike-shortened season.

In 1988 the team suffered through its worst campaign in 19 years with a 5-11 record. The next season got off to a similar start with losses of 51-0 and 41-10 in the first two games as the offense failed to score in the first month of the season. But the young team fought back to finish 9-7 and earn a wild card playoff berth on the season's final

weekend. An exciting 26-23 overtime playoff win in Houston was followed by a heart-breaking 24-23 divisional playoff loss at Denver in which the Steelers led until the final minutes.

1990s: A 9-7 finish in 1990 left the Steelers in a three-way tie for the AFC Central lead, but they were eliminated from playoff contention by a 2-4 division record. The 1991 team finished second in the division despite a 7-9 record, winning the last two games under Noll at home against the Cincinnati Bengals and Cleveland Browns.

On December 26, 1991 Noll announced his retirement from football after 39 consecutive seasons, the last 23 as the Steelers' head coach which made him one of only four men to coach the same team for 23 consecutive years. He left as the fifth-winningest coach in NFL history with an overall record of 209-156-1, and as the only coach to win four Super Bowls. Noll was rewarded in 1993 with his election to the Hall of Fame in his first year of eligibility.

A new era began in 1992 with the retirement of Noll and the arrival of 34-year-old Bill Cowher, the National Football League's youngest head coach at the time he assumed control. In the first season of the new era, the Steelers won the AFC Central division crown for the first time since 1984 with an 11-5 record. While the team enjoyed new-found success, Cowher was recognized by the Associated Press as the NFL's Coach of the Year and six Steelers played in the Pro Bowl, the most in more than a decade.

Under Cowher the Steelers became the first AFC team since the 1970 merger to claim its 10th division title. Their 11-5 record equaled the best in the conference and gave the Steelers the home field throughout the playoffs, but in the first postseason game at Three Rivers in exactly 10 years the Steelers were defeated by eventual AFC champion Buffalo, 24-3.

In 1993, the Steelers earned a wild card playoff berth, marking their first consecutive playoff appearances since the 1983-84 seasons. A 9-7 record was good for second place in the division, but the season ended in a 27-24 overtime loss at Kansas City in the AFC wild-card game.

The 1994 Steelers won seven of their final eight regular-season games for their strongest finish since 1978. They captured their second division title in three years with the AFC's best record of 12-4. After a 29-9 victory over the Cleveland Browns in the first round of the playoffs, Pittsburgh hosted their first AFC Championship game since 1979. The game went down to the wire and the Steelers lost to the San Diego Chargers, 17-13.

At 38, Bill Cowher became the youngest head coach to lead his team to a Super Bowl. Along the way, Cowher's team captured their third AFC Central division title in four years, made their fourth straight playoff appearance, and won the Steelers' first AFC title since 1979. After a first-round bye, they defeated the Buffalo Bills (40-21) and the Indianapolis Colts (20-16), before losing to the Dallas Cowboys, 27-17, in Super Bowl XXX in Tempe, Arizona.

In 1996, injuries forced Cowher to use 40 different starters during the course of the season. But the Steelers' "never-say-die" attitude led to a 10-6 finish and their fifth consecutive trip to the playoffs. Cowher earned his 50th regular-season win Nov. 3, 1996 in his 73rd game to become the eighth fastest to reach 50 wins. He ended the season with 57 career victories ranking him as the second winningest coach in team history, behind his predecessor Noll.

The Steelers captured their fourth consecutive AFC Central title in 1997, while posting an 11-5 record. They were one play away from earning their sixth Super Bowl appearance and lost to Denver, 24-21, in the AFC Championship game.

In 1998, the Steelers finished a disappointing 7-9, losing their last five regular-season games and missing the playoffs for the first time under Bill Cowher. It marked the first time that Cowher had been associated with a team with a losing record during his 14-year coaching career.

The Steelers suffered their second consecutive losing season under Cowher in 1999, when their record fell to 6-10, including a six-game losing streak. The Steelers fourth-place finish in the AFC Central was the team's worst finish under Bill Cowher.



2000s: After starting the 2000 season with an 0-3 record, the Steelers rebounded to win five straight games, finished the year at 9-7, and barely missed their seventh postseason appearance under Cowher during the final week of the season. Much of the team's success was the result of what many considered to be the finest coaching job of Cowher's career, combined with a resurgent running game that ranked fourth in the NFL and a defense that finished the year fifth overall.

However, 2000 may be remembered most for being the final season for the Steelers at Three Rivers Stadium. The Steelers were 4-4 during their final season at Three Rivers Stadium, including victories in four of their final six home games. The Steelers won their final game at Three Rivers, 24-3, over the Washington Redskins on Dec. 16.

The Steelers finished 31 seasons at Three Rivers Stadium (1970-2000) with an 182-73 home record, including the postseason. The final season saw the Steelers record their largest regular season home attendance figures (440,428) since 1998, including a season-high 58,183 fans during the final game in stadium history.

Steelers Records at Three Rivers Stadium

Overall Record

182-73 (Includes Regular & Postseason Games)

Steelers Biggest Wins-Worst Losses

Biggest Win: 42 points (45-3) (9/8/85 vs. Ind.)

Worst Loss: 51 points (0-51) (9/10/89 vs. Clev.)

Largest Postseason Crowd

Attendance 61,545 (1/15/94 vs. San Diego)

Largest Regular Season Crowd

Attendance 60,808 (12/18/94 vs. Cleveland)

Most Yards Passing

374 Mark Malone (9/30/85 vs. Cincinnati)

Most Touchdown Passes

5 Mark Malone (9/8/85 vs. Indianapolis)

Most Passes Completed

30 Terry Bradshaw (11/25/79 vs. Cleveland)

30 Neil O'Donnell (10/19/95 vs. Cincinnati)

Most Passing Attempts

52 Neil O'Donnell (10/19/95 vs. Cincinnati)

Longest Pass Play

89f Neil O'Donnell to Dwight Stone (9/1/91 vs. San Diego)

Most Receptions

14 Courtney Hawkins (11/1/98 vs. Tennessee)

Most Yards Receiving

196 Yancey Thigpen (10/26/97 vs. Jacksonville)

Most Yards Receiving By An Opponent

258 Qadry Ismail (12/12/99 vs. Baltimore)

Most Yards Rushing

190 Barry Foster (9/13/92 vs. New York Jets)

Most Yards Rushing By An Opponent

234 Fred Taylor (11/19/00 vs. Jacksonville)

Most Rushing Attempts

41 Franco Harris (10/17/76 vs. Cincinnati)

Longest Rushing Play

75 Sidney Thornton (9/23/79 vs. Baltimore)

Most Quarterback Sacks

4.5 Chad Brown (10/13/96 vs. Cincinnati)

4.5 L.C. Greenwood (11/25/79 vs. Cleveland)

Most Quarterback Sacks (Team)

10 (10/13/96 vs. Cincinnati)

Longest Fumble Return

102f Travis Davis (12/26/99 vs. Carolina)

Longest Kick Return

95f Larry Anderson (11/25/79 vs. Cleveland)

Longest Punt Return

87 John Stagger (9/26/71 vs. Cincinnati)

Longest Punt Return for a TD

53 Hank Pateat (12/16/00 vs. Washington)*

Longest Punt

72 Josh Miller (10/26/97 vs. Jacksonville)

Longest Field Goal

55 Gary Anderson (11/25/84 vs. San Diego)

Coldest Game

5° (12/17/89 vs. New England)

* Final Game at Three Rivers Stadium



STEELERS IN THE PRO BOWL

1951

HB Joe Gen (1)
LB Jerry Shipkey (1)
C Bill Walsh (1)

1952

HB Joe Gen (2)
G George Hughes (1)
LB Jerry Shipkey (2)
C Bill Walsh (2)

1953

HB Lynn Chandross (1)
QB Jim Finks (1)
HB Ray Mathews (1)
DE Bill McPeak (1)
E Elbie Nickel (1)
LB Jerry Shipkey (3)
DT Ernie Stautner (1)

1954

HB Lynn Chandross (2)
MG Dale Dodrill (1)
G George Hughes (2)
DE Bill McPeak (2)
HB Ray Mathews (2)
E Elbie Nickel (2)
DT Ernie Stautner (2)

1955

MG Dale Dodrill (2)
HB John Laitner (1)

1956

DB Jack Butler (1)
MG Dale Dodrill (3)
HB Ray Mathews (3)
DT Ernie Stautner (3)
T Frank Varichione (1)

1957

DB Jack Butler (2)
DE Bill McPeak (3)
E Elbie Nickel (3)
FB Fran Rogel (1)
DT Ernie Stautner (4)
T Frank Varichione (2)

1958

DB Jack Butler (3)
MG Dale Dodrill (4)
E Jack McClair (1)
QB Earl Morrill (1)
DT Ernie Stautner (5)
T Frank Varichione (3)

1959

DB Jack Butler (4)
DT Ernie Stautner (6)
HB Tom Tracy (1)
T Frank Varichione (4)

1960

DB Dean Derby (1)
QB Bobby Layne (1)
G John Nisby (1)
E Jimmy Orr (1)
LB John Reger (1)
DT Ernie Stautner (7)

1961

LB John Reger (2)
G Mike Sandusky (1)
DT Ernie Stautner (8)
HB Tom Tracy (2)
T Frank Varichione (5)

1962

E Buddy Dial (1)
G John Nisby (2)
LB Myron Pottios (1)
LB John Reger (3)
DT Ernie Stautner (9)

1963

TE Preston Carpenter (1)
FB John Henry Johnson (1)
DT Gene Lipscomb (1)
DE Lou Michaels (1)
C Buzz Nutter (1)

1964

T Charley Bradshaw (1)
FB John Henry Johnson (2)
DT Joe Krupa (1)
DT Lou Michaels (2)
LB Myron Pottios (2)
DB Clendenon Thomas (1)

1965

E Gary Ballman (1)
T Charley Bradshaw (2)
FB John Henry Johnson (3)
LB Myron Pottios (3)

1966

E Gary Ballman (2)

1967

K Mike Clark (1)
DB Brady Keys (1)
DE Ben McGee (1)

1968

DB Marv Woodson (1)

1969

HB Dick Hoak (1)
E Roy Jefferson (1)
DE Ben McGee (2)
LB Andy Russell (1)

1970

DT Joe Greene (1)
E Roy Jefferson (2)
P Bob Walden (1)

1971

DT Joe Greene (2)
LB Andy Russell (2)

1972

DT Joe Greene (3)
LB Andy Russell (3)

1973

LB Henry Davis (1)
PK Roy Gerela (1)
DT Joe Greene (4)
RB Franco Harris (1)
LB Andy Russell (4)
DE Dwight White (1)

1974

DT Joe Greene (5)
DE L.C. Greenwood (1)
LB Jack Ham (1)

RB Franco Harris (2)
LB Andy Russell (5)
WR Ron Shanklin (1)
G Bruce Van Dyke (1)
DE Dwight White (2)

1975

PK Roy Gerela (2)
DT Joe Greene (6)
DE L.C. Greenwood (2)
LB Jack Ham (2)
RB Franco Harris (3)
LB Andy Russell (6)

1976

CB Mel Blount (1)
QB Terry Bradshaw (1)
S Glen Edwards (1)
DT Joe Greene (7)
DE L.C. Greenwood (3)
LB Jack Ham (3)

RB Franco Harris (4)
LB Jack Lambert (1)
LB Andy Russell (7)
WR Lynn Swann (1)
S Mike Wagner (1)

1977

CB Mel Blount (2)
S Glen Edwards (2)
DT Joe Greene (8)
DE L.C. Greenwood (4)
LB Jack Ham (4)
RB Franco Harris (5)
LB Jack Lambert (2)
CB J.T. Thomas (1)
S Mike Wagner (2)

1978

LB Jack Ham (5)
RB Franco Harris (6)
LB Jack Lambert (3)
WR Lynn Swann (2)

1979

CB Mel Blount (3)
QB Terry Bradshaw (2)
DT Joe Greene (9)
DE L.C. Greenwood (5)
LB Jack Ham (6)
RB Franco Harris (7)
LB Jack Lambert (4)
S Donnie Shell (1)
WR Lynn Swann (3)
C Mike Webster (1)

1980

CB Mel Blount (4)
QB Terry Bradshaw (3)
DT Joe Greene (10)
DE L.C. Greenwood (6)
LB Jack Ham (7)
RB Franco Harris (8)
LB Jack Lambert (5)
S Donnie Shell (2)
WR John Stallworth (1)
C Mike Webster (2)

1981

LB Jack Ham (8)
RB Franco Harris (9)
LB Jack Lambert (6)
S Donnie Shell (3)
C Mike Webster (3)

1982

CB Mel Blount (5)
LB Jack Lambert (7)
S Donnie Shell (4)
C Mike Webster (4)

1983

OT Larry Brown (1)
LB Jack Lambert (8)
S Donnie Shell (5)
WR John Stallworth (2)
C Mike Webster (5)

1984

PK Gary Anderson (1)
LB Jack Lambert (9)
C Mike Webster (6)

1985

LB Robin Cole (1)
WR Louis Lipps (1)
LB Mike Meriweather (1)
WR John Stallworth (3)
C Mike Webster (7)

1986

PK Gary Anderson (2)
WR Louis Lipps (2)

LB Mike Meriweather (2)
C Mike Webster (8)

1987

LB Mike Meriweather (3)
RB Earnest Jackson (2)

1988

C Mike Webster (9)

1989

OT Tunch Ilkin (1)

1990

OT Tunch Ilkin (2)
KR Rod Woodson (1)

1991

LB David Little (1)
CB Rod Woodson (2)

1992

LB Greg Lloyd (1)
CB Rod Woodson (3)

1993

C Dermontti Dawson (1)
RB Barry Foster (1)
G Carlton Haselrig (1)
LB Greg Lloyd (2)
QB Neil O'Donnell (1)
CB Rod Woodson (4)

1994

PK Gary Anderson (3)
C Dermontti Dawson (2)
RB Barry Foster (2)
TE Eric Green (1)
LB Greg Lloyd (3)
CB Rod Woodson (5)

1995

C Dermontti Dawson (3)
LB Kevin Greene (2)
S Camell Lake (1)
LB Greg Lloyd (4)
G Duval Love (1)
CB Rod Woodson (6)

1996

C Dermontti Dawson (4)
LB Kevin Greene (3)
S Camell Lake (2)
LB Greg Lloyd (5)
WR Yancey Thigpen (1)

1997

RB Jerome Bettis (3)
LB Chad Brown (1)
C Dermontti Dawson (5)
LB Levon Kirkland (1)
S Camell Lake (3)
CB Rod Woodson (7)

1998

RB Jerome Bettis (4)
C Dermontti Dawson (6)
LB Levon Kirkland (2)
S Camell Lake (4)
DT Joel Steed (1)
WR Yancey Thigpen (2)

1999

C Dermontti Dawson (7)

2000

None

2001

LB Jason Gildon (1)

(* Injured — did not play)

STEELERS IN THE HALL OF FAME



Former wide receiver Lynn Swann is the most recent of 18 Steelers selected to the Pro Football Hall of Fame. Swann, the MVP in the Steelers' 21-17 victory over the Dallas Cowboys in Super Bowl X, joins seven of his former teammates in the Hall of Fame. Swann will be inducted into the Hall of Fame Aug. 4, 2001 in Canton, Ohio.

ARTHUR J. ROONEY, Founder, President, and Chairman of the Board (1933-1988). Elected in 1964.

DANIEL M. ROONEY, President (1955-present). Elected in 2000.

BERT BELL, Co-owner (1941-1946). Elected in 1963.

JOHNNY 'BLOOD' MCNALLY, Player (1934, 1937-1939), Coach (1937-39). Elected in 1963

BILL DUDLEY, Player (1942, 1945-1946). Elected in 1966.

WALT KIESLING, Player (1937-1939), Coach (1939-1944, 1949-1961). Elected in 1966.

BOBBY LAYNE, Player (1958-1962). Elected in 1967.

ERNIE STAUTNER, Player (1950-1963). Elected in 1969.

JOE GREENE, Player (1969-1981) Coach (1987-1991). Elected in 1987.

JOHN HENRY JOHNSON, Player (1960-1965). Elected in 1987.

JACK HAM, Player (1971-1982). Elected in 1988.

MEL BLOUNT, Player (1970-1983). Elected in 1989.

TERRY BRADSHAW, Player (1970-1983). Elected in 1989.

FRANCO HARRIS, Player (1972-1983). Elected in 1990.

JACK LAMBERT, Player (1974-1984). Elected in 1990.

CHUCK NOLL, Coach (1969-1991). Elected in 1993.

MIKE WEBSTER, Player (1974-1988). Elected in 1997.

LYNN SWANN, Player (1974-82). Elected in 2001

Note: Other Hall of Famers who spent part of their careers with the Steelers include **CAL HUBBARD** (Player 1936, elected 1963), **MARION MOTLEY** (Player 1955, elected 1968), **EARLE (GREASY) NEALE** (Coach 1943, elected 1969), **BILL HEWITT** (Player 1943, elected 1971), and **LEN DAWSON** (Player 1957-1959, elected 1987).

Eligibility of Steelers' other potential Hall of Famers:

ART ROONEY JR., **L.C. GREENWOOD**, **DONNIE SHELL**, **JOHN STALLWORTH** and **DWIGHT WHITE**.

STEELERS IN OVERTIME

Overall: 14-7-1			Home: 6-1	Away: 8-6-1		
9/22/74	at Denver	35-35	[T]	1/8/94	at Kansas City*	27-24 [L]
9/24/78	Cleveland	15-9	[W]	10/30/94	at Arizona	20-17 [L]
9/3/79	at New England	16-13	[W]	11/6/94	at Houston	12-9 [W]
11/25/79	Cleveland	33-30	[W]	11/20/94	Miami	16-13 [W]
9/27/81	New England	27-21	[W]	11/5/95	at Chicago	37-34 [W]
9/19/82	Cincinnati	26-20	[W]	10/26/97	Jacksonville	23-17 [W]
12/2/84	at Houston	23-20	[L]	11/30/97	at Arizona	26-20 [W]
9/28/86	at Houston	22-16	[W]	12/13/97	at New England	24-21 [W]
11/23/86	at Cleveland	37-31	[L]	11/26/98	at Detroit	19-16 [L]
11/30/86	at Chicago	13-10	[L]	11/12/00	Philadelphia	26-23 [L]
12/31/89	at Houston*	26-23	[W]	*Postseason		
11/10/91	at Cincinnati	33-27	[W]			

STEELERS ON MONDAY NIGHT

Overall: 28-18 Home: 17-5 Away: 11-13

11/2/70	Cincinnati	21-10	[W]
10/18/71	at Kansas City	38-16	[L]
11/5/73	Washington	21-16	[W]
12/3/73	at Miami	30-26	[L]
10/28/74	Atlanta	24-17	[W]
11/25/74	at New Orleans	28-7	[W]
11/24/75	at Houston	32-9	[W]
10/4/76	at Minnesota	17-6	[L]
9/19/77	San Francisco	27-0	[W]
10/17/77	Cincinnati	20-14	[W]
10/23/78	Houston	24-17	[L]
11/27/78	at San Francisco	24-7	[W]
9/3/79	at New England	16-13	[W] ot
10/22/79	Denver	42-7	[W]
12/10/79	at Houston	20-17	[L]
10/20/80	Oakland	45-34	[L]
12/22/80	at San Diego	26-17	[L]
10/26/81	Houston	26-13	[W]
12/7/81	at Oakland	30-27	[L]
9/13/82	at Dallas	36-28	[W]
10/10/83	at Cincinnati	24-14	[W]
10/1/84	Cincinnati	38-17	[W]
11/19/84	at New Orleans	27-24	[L]
9/16/85	at Cleveland	17-7	[L]
9/30/85	Cincinnati	37-24	[L]
9/15/86	Denver	21-10	[L]
10/13/86	at Cincinnati	24-22	[L]
10/29/90	L.A. Rams	41-10	[W]
10/14/91	N.Y. Giants	23-20	[L]
10/19/92	Cincinnati	20-0	[W]
9/27/93	at Atlanta	45-17	[W]
11/15/93	Buffalo	23-0	[W]
12/13/93	at Miami	21-20	[W]
10/3/94	Houston	30-14	[W]
11/14/94	Buffalo	23-10	[W]
9/18/95	at Miami	23-10	[L]
11/13/95	Cleveland	20-3	[W]
9/16/96	Buffalo	24-6	[W]
10/7/96	at Kansas City	17-7	[W]
11/25/96	at Miami	24-17	[W]
9/22/97	at Jacksonville	30-21	[L]
11/3/97	at Kansas City	13-10	[L]
10/26/98	at Kansas City	20-13	[W]
11/9/98	Green Bay	27-20	[W]
12/28/98	at Jacksonville	21-3	[L]
10/25/99	Atlanta	13-9	[W]

STEELERS ON THANKSGIVING DAY

Overall: 0-3 Home: 0-0 Away: 0-3

11/24/83	at Detroit	45-3	[L]
11/28/91	at Dallas	20-10	[L]
11/26/98	at Detroit	19-16 ot	[L]

STEELERS ON THURSDAY NIGHT

Overall: 1-4 Home: 0-1 Away: 1-3

1/4/80	at Houston	6-0	[L]
9/10/81	at Miami	30-10	[L]
9/6/84	at N.Y. Jets	23-17	[W]
10/19/95	Cincinnati	27-9	[L]
12/2/99	at Jacksonville	20-6	[L]

STEELERS ON SATURDAY

Overall: 7-4 Home: 3-1 Away: 4-3

12/20/75	at L.A. Rams	10-3	[L]
12/9/78	Baltimore	35-13	[W]
12/16/78	at Denver	21-17	[W]
12/10/83	at N.Y. Jets	34-7	[W]
12/21/85	at N.Y. Giants	28-10	[L]
12/13/86	at N.Y. Jets	45-24	[W]
12/26/87	Cleveland	19-13	[L]
12/16/95	New England	41-27	[W]
12/13/97	at New England	24-21 ot	[W]
12/18/99	at Kansas City	35-19	[L]
12/16/00	Washington	24-3	[W]

STEELERS ON SUNDAY NIGHT

Overall: 7-8 Home: 3-1 Away: 4-7

11/12/78	at L.A. Rams	10-7	[L]
12/8/85	at San Diego	54-44	[L]
12/4/88	at Houston	37-34	[W]
9/16/90	Houston	20-9	[W]
11/18/90	at Cincinnati	27-3	[L]
12/30/90	at Houston	34-14	[L]
10/6/91	at Indianapolis	21-3	[W]
11/3/91	at Denver	20-13	[L]
10/25/92	at Kansas City	27-3	[W]
11/28/93	at Houston	23-3	[L]
10/30/94	at Arizona	20-17 ot	[L]
10/12/97	Indianapolis	24-22	[W]
11/9/97	Baltimore	37-0	[W]
9/12/99	at Cleveland	43-0	[W]
11/19/00	Jacksonville	34-24	[L]

STEELERS AT THREE RIVERS STADIUM

Year	Pre-Season	Regular Season	Post-Season	Overall	Year	Pre-Season	Regular Season	Post-Season	Overall
1970	1-0	4-3	—	4-3	1986	0-1	4-4	—	4-4
1971	1-1	5-2	—	5-2	1987	0-1	4-3	—	4-3
1972	1-0-1	7-0	1-1	8-1	1988	1-0	4-4	—	4-4
1973	2-0	7-1	0-0	7-1	1989	0-1	4-4	0-0	4-4
1974	2-0	5-2	1-0	6-2	1990	1-0	6-2	—	6-2
1975	1-1	6-1	2-0	8-1	1991	1-0	5-3	—	5-3
1976	1-1	6-1	0-0	6-1	1992	1-1	7-1	0-1	7-2
1977	2-0	6-1	0-0	6-1	1993	1-1	6-2	0-0	6-2
1978	1-0	7-1	2-0	9-1	1994	1-1	7-1	1-1	8-2
1979	1-0	8-0	2-0	10-0	1995	0-2	6-2	2-0	8-2
1980	0-1	6-2	—	6-2	1996	2-0	7-1	1-0	8-1
1981	1-0	5-3	—	5-3	1997	2-0	7-1	1-1	8-2
1982	2-0	4-0	0-1	4-1	1998	2-0	5-3	—	5-3
1983	0-1	4-4	0-0	4-4	1999	1-1	2-6	—	2-6
1984	1-0	6-2	0-0	6-2	2000	2-0	4-4	—	4-4
1985	0-1	5-3	—	5-3	TOTALS	32-15-1	169-67	13-6	182-73
						(.681)	(.716)	(.684)	(.714)

STEELERS BIGGEST WINS - WORST LOSSES AT THREE RIVERS STADIUM

BIGGEST WINS			WORST LOSSES		
42 pts (45-3)	vs. Indianapolis	9/8/85	51 pts (0-51)	vs. Cleveland	9/10/89
42 pts (42-0)	vs. Tampa Bay	12/5/76	34 pts (0-34)	vs. New England	10/19/87
37 pts (37-0)	vs. Baltimore	11/9/97	30 pts (7-37)	vs. Dallas	8/31/97
36 pts (42-6)	vs. St. Louis	11/3/96	27 pts (14-41)	vs. Washington	10/17/91
35 pts (35-0)	vs. Cleveland	12/23/90	24 pts (7-31)	vs. Miami	10/7/84
35 pts (35-0)	vs. Chicago	9/28/80	22 pts (6-28)	vs. Miami	9/30/90
31 pts (41-10)	vs. St. Louis	10/29/90			
31 pts (38-7)	vs. Houston	9/9/79			

STEELERS BIGGEST COMEBACK WINS

The Steelers trailed Buffalo 21-0 (12/15/85) in the second quarter and came back to win, 30-24.

The Steelers trailed Baltimore 21-0 (10/5/97) in the second quarter and came back to win, 42-34.

STEELERS BIGGEST WINS - WORST LOSSES

BIGGEST WINS			WORST LOSSES		
56 pts (63-7)	vs. NY Giants	11/30/52	51 pts (0-51)	vs. Cleveland	9/10/89
45 pts (45-0)	at Kansas City	11/7/76	47 pts (7-54)	vs. Green Bay	11/23/41
43 pts (43-0)	at Cleveland	9/12/99	47 pts (0-47)	vs. Green Bay	10/15/33
42 pts (45-3)	vs. Indianapolis	9/8/85	42 pts (3-45)	at Detroit	11/24/83
42 pts (42-0)	vs. Tampa Bay	12/5/76	42 pts (7-49)	at Chicago	11/23/47
37 pts (37-0)	at San Diego	9/21/75	42 pts (3-45)	vs. Philadelphia	11/4/45
37 pts (37-0)	vs. Baltimore	11/12/97	42 pts (7-49)	vs. Chicago	12/3/44
36 pts (42-6)	vs. St. Louis	11/3/96			
36 pts (42-6)	at Cleveland	10/5/76			

STEELERS AND OPPONENTS SCORING HIGHS**Most Points By Steelers**

63	11/30/52	vs. NY Giants	(63-7)
57	12/18/66	at Atlanta	(57-33)
55	10/17/54	vs. Cleveland	(55-27)
52	11/25/84	vs. San Diego	(52-24)
51	10/7/79	at Cleveland	(51-35)
48	11/26/00	at Cincinnati	(48-28)

Most Points By Opponents

54	12/8/85	at San Diego	(44-54)
54	11/23/41	vs. Green Bay	(7-54)
52	9/8/91	at Buffalo	(34-52)
52	11/23/69	at Minnesota	(14-52)
52	10/30/66	at Dallas	(21-52)
51	9/10/89	at Cleveland	(0-51)



YEARLY ATTENDANCE FIGURES/AVERAGES

YEAR	GAMES	HOME TOTAL	HOME AVG.	AWAY TOTAL	AWAY AVG.	YEARLY TOTAL	YEARLY AVG.
1933	11*	57,000	11,400	42,500	8,500	99,500	9,500
1934	12	85,834	14,308	63,200	10,533	149,034	12,419
1935	12	87,421	12,489	55,000	11,000	142,421	11,868
1936	12	90,464	18,093	78,747	11,250	169,211	14,101
1937	10	79,629	13,272	68,282	17,071	147,911	14,791
1938	11*	63,999	12,800	91,441	18,288	155,440	15,544
1939	11	37,378	7,476	105,328	17,555	142,706	12,973
1940	11	101,988	20,398	103,683	17,281	205,671	18,697
1941	11	81,129	16,226	134,233	22,372	215,362	19,579
1942	11	86,017	17,203	96,353	16,059	182,369	16,579
1943	10**	129,347	21,558	107,865	26,966	237,212	23,721
1944	10***	69,670	13,934	135,988	27,198	205,658	20,566
1945	10	95,765	19,153	149,887	29,977	245,652	24,565
1946	11	176,827	35,365	158,916	26,486	335,743	30,522
1947	13	243,271	34,753	198,628	33,105	441,899	33,992
1948	12	174,726	29,121	118,892	19,815	293,618	24,468
1949	12	152,767	25,461	123,672	20,612	276,439	23,037
1950	12	158,134	26,356	143,298	23,883	301,432	25,119
1951	12	134,126	22,354	106,925	17,821	241,051	20,088
1952	12	134,669	22,445	187,898	31,316	322,567	26,881
1953	12	157,830	26,305	155,466	25,911	313,296	26,108
1954	12	182,648	30,441	141,070	23,512	323,718	26,977
1955	12	176,496	29,416	201,711	33,619	378,207	31,517
1956	12	170,267	28,378	211,563	35,261	381,830	31,819
1957	12	168,957	28,160	197,898	32,983	366,855	30,571
1958	12	140,592	23,432	209,337	34,890	349,929	29,161
1959	12	158,870	26,645	255,573	42,596	414,443	34,620
1960	12	173,099	28,850	265,469	44,245	438,568	36,547
1961	14	155,903	22,272	287,625	41,089	443,528	31,681
1962	14	174,741	24,963	297,791	42,542	472,532	33,753
1963	14	257,985	36,855	349,492	49,927	607,477	43,391
1964	14	251,990	35,999	355,453	50,779	607,443	43,389
1965	14	228,954	32,708	366,596	52,371	595,550	42,539
1966	14	249,331	35,619	407,761	58,252	657,092	46,935
1967	14	271,522	38,789	420,655	60,094	692,177	49,441
1968	14	234,241	33,463	386,530	56,647	620,771	45,055
1969	14	273,058	39,008	416,758	59,537	689,816	49,273
1970	14	323,387	46,198	400,966	57,281	724,353	51,740
1971	14	319,323	46,259	412,446	58,921	731,769	52,590
1972	14	340,549	48,650	387,406	55,344	727,955	51,997
1973	14	377,351	53,907	332,111	47,444	709,462	50,676
1974	14	325,457	46,494	405,919	57,988	731,376	52,241
1975	14	341,205	48,744	391,700	55,957	732,905	52,350
1976	14	330,620	47,231	416,875	59,554	747,495	53,393
1977	14	337,156	48,165	399,251	57,036	736,407	52,601
1978	16	380,258	47,532	490,878	61,360	871,136	54,446
1979	16	391,931	48,991	492,722	61,590	884,653	55,291
1980	16	424,106	50,013	491,122	61,390	915,228	57,202
1981	16	420,959	52,620	483,184	60,398	904,143	56,509
1982	9	208,890	52,773	286,852	57,370	549,288	54,929
1983	16	462,587	57,823	481,357	60,170	943,944	58,997
1984	16	447,288	55,911	508,396	63,550	955,684	59,728
1985	16	436,069	54,509	481,201	60,150	917,270	57,329
1986	16	414,937	51,867	482,461	60,308	897,398	56,087
1987	15	353,402	50,486	364,454	45,557	717,856	47,857
1988	16	396,044	49,506	466,099	58,262	862,143	53,884
1989	16	383,494	47,937	441,022	55,128	824,516	51,532
1990	16	434,769	54,346	510,899	63,862	945,668	59,104
1991	16	406,935	50,867	526,678	65,835	933,613	58,351
1992	16	427,282	53,597	510,270	63,784	937,552	58,597
1993	16	440,927	55,116	503,509	62,939	944,436	59,027
1994	16	461,272	57,659	494,849	61,606	956,121	59,633
1995	16	455,913	56,989	485,946	60,868	941,859	58,929
1996	16	466,944	58,368	513,289	64,161	980,233	61,264
1997	16	482,532	57,817	519,955	64,994	982,487	61,405
1998	16	464,619	58,077	540,926	67,616	1,005,545	62,847
1999	16	416,618	52,077	555,589	69,448	972,207	60,763
2000	16	440,428	55,053	546,611	68,326	987,039	61,690

* One game of attendance unavailable

*** Games played in Pittsburgh and Chicago

** Games played in Pittsburgh and Philadelphia



STEELERS ATTENDANCE AT THREE RIVERS STADIUM

1970	-	318,698	(45,528)	1986	-	414,937	(51,867)
1971	-	323,812	(46,259)	1987	-	353,402	(50,486)
1972	-	340,549	(48,650)	1988	-	396,044	(49,506)
1973	-	377,640	(47,205)	1989	-	383,494	(47,937)
1974	-	325,457	(46,494)	1990	-	434,769	(54,346)
1975	-	341,205	(46,744)	1991	-	406,935	(50,867)
1976	-	330,620	(47,231)	1992	-	427,282	(53,410)
1977	-	337,156	(48,165)	1993	-	440,927	(55,116)
1978	-	380,258	(47,532)	1994	-	461,272	(57,659)
1979	-	391,931	(48,991)	1995	-	455,913	(56,989)
1980	-	424,106	(53,013)	1996	-	466,944	(58,368)
1981	-	420,964	(52,621)	1997	-	462,532	(57,817)
1982	-	208,890	(52,223)	1998	-	464,619	(58,077)
1983	-	462,587	(57,823)	1999	-	416,618	(52,077)
1984	-	447,288	(55,911)	2000	-	440,428	(55,053)
1985	-	436,069	(54,509)				

TOP 10 CROWDS AT THREE RIVERS STADIUM

1.	61,545	Jan. 15, 1995	vs. San Diego*
2.	61,382	Jan. 11, 1998	vs. Denver*
3.	61,228	Jan. 3, 1998	vs. New England*
4.	61,062	Jan. 14, 1996	vs. Indianapolis*
5.	60,808	Dec. 18, 1994	vs. Cleveland
6.	60,507	Nov. 9, 1998	vs. Green Bay
7.	60,407	Jan. 9, 1993	vs. Buffalo*
8.	60,396	Aug. 31, 1997	vs. Dallas
9.	60,265	Nov. 15, 1993	vs. Buffalo
10.	60,156	Sept. 4, 1994	vs. Dallas

* Postseason

The Steelers' single-game regular-season home attendance record is 60,808 established December 18, 1994 vs. Cleveland. The single-game postseason mark is 61,545 vs. San Diego on January 15, 1995.

STEELERS AT THREE RIVERS STADIUM MONTH-BY-MONTH (1970-2000)

Year	Sept.	Oct.	Nov.	Dec.	Jan.	Year	Sept.	Oct.	Nov.	Dec.	Jan.
1970	0-1	1-0	3-1	0-1	—	1987	1-0	2-0	0-2	1-1	—
1971	1-0	2-0	2-1	0-1	—	1988	1-1	1-2	1-1	1-0	—
1972	1-0	2-0	3-0	2-1	—	1989	1-1	1-1	1-1	1-1	—
1973	2-0	3-0	1-1	1-0	—	1990	1-1	2-0	1-0	2-1	—
1974	1-1	2-0	1-0	2-1	—	1991	2-0	0-2	1-1	2-0	—
1975	0-1	2-0	2-0	3-0	1-0	1992	1-0	1-0	3-0	2-1	0-1
1976	1-1	2-0	2-0	1-0	—	1993	1-1	2-0	1-0	1-1	1-0
1977	1-1	2-0	2-0	1-0	—	1994	1-1	2-0	2-0	2-0	1-1
1978	2-0	2-1	2-0	2-0	1-0	1995	1-1	2-1	1-0	2-0	2-0
1979	2-0	2-0	2-0	3-0	1-0	1996	3-0	1-0	2-0	2-1	0-0
1980	2-0	0-2	3-0	1-0	—	1997	3-1*	2-0	2-0	1-0	1-1
1981	2-1	2-0	1-1	0-1	—	1998	2-0	1-0	2-1	0-2	—
1982	1-0	—	—	2-0	1-1	1999	0-1	1-1	0-2	1-1	0-1
1983	0-2	3-0	1-1	0-1	0-0	2000	0-2	2-0	0-2	2-0	—
1984	1-1	2-1	2-0	1-0	—	Total	37-21	49-13	47-16	41-17	9-5
1985	2-1	1-0	1-1	1-1	—		(64%)	(79%)	(75%)	(71%)	(64%)
1986	0-1	1-2	2-0	1-1	—						

* Includes August 31 loss to Dallas.
(Includes Regular and Postseason only.)

PITTSBURGH STEELERS MOST VALUABLE PLAYERS

1969	WR	Roy Jefferson
1970	DT	Joe Greene
1971	LB	Andy Russell
1972	RB	Franco Harris
1973	WR	Ron Shanklin
1974	S	Glen Edwards
1975	CB	Mel Blount
1976	LB	Jack Lambert
1977	QB	Terry Bradshaw
1978	QB	Terry Bradshaw
1979	WR	John Stallworth
1980	SS	Donnie Shell
1981	LB	Jack Lambert
1982	CB	Dwayne Woodruff
1983	PK	Gary Anderson
1984	WR	John Stallworth
1985	WR	Louis Lipps

1986	LB	Bryan Hinkle
1987	LB	Mike Merriweather
1988	LB	David Little,
	CB	Rod Woodson
1989	WR	Louis Lipps
1990	CB	Rod Woodson
1991	LB	Greg Lloyd
1992	RB	Barry Foster
1993	CB	Rod Woodson
1994	LB	Greg Lloyd
1995	QB	Neil O'Donnell
1996	RB	Jerome Bettis
1997	RB	Jerome Bettis
1998	LB	Levon Kirkland
1999	LB	Levon Kirkland
2000	RB	Jerome Bettis

STEELERS MISCELLANEOUS RECORDS

STEELERS REGULAR-SEASON STREAKS

Consecutive Victories

Most	11	Oct. 5, 1975	-	Dec. 13, 1975
	10	Oct. 17, 1976	-	Sept. 19, 1977
	9	Nov. 19, 1978	-	Sept. 23, 1979
At Home	15	Oct. 8, 1978	-	Nov. 2, 1980
	13	Nov. 21, 1971	-	Dec. 9, 1973
On Road	10	Nov. 30, 1975	-	Oct. 24, 1976
	6	Sept. 11, 1983	-	Nov. 13, 1983
Start of Season	7	Sept. 3, 1978	-	Oct. 15, 1978
End of Season	9	Oct. 17, 1976	-	Dec. 11, 1976

Consecutive Losses

Most	16	Sept. 28, 1969	-	Oct. 3, 1970
	13	Dec. 3, 1944	-	Nov. 18, 1945
At Home	9	Oct. 5, 1969	-	Oct. 20, 1969
	7	Nov. 9, 1952	-	Nov. 1, 1953
On Road	14	Oct. 13, 1968	-	Oct. 25, 1970
Start of Season	10	Sept. 24, 1944	-	Dec. 3, 1944
End of Season	13	Sept. 28, 1969	-	Dec. 21, 1969

WHEN THE STEELERS RUSH FOR 200 YARDS

(since 1970 merger)

Year	200-Yd. Games	Reg. Season W-L	Postseason W-L	Year	200-Yd. Games	Reg. Season W-L	Postseason W-L
1970	1	0-1	—	1987	3	3-0	—
1971	2	1-1	—	1988	3	3-0	—
1972	7	6-1	0-0	1989	1	1-0	0-0
1973	2	2-0	0-0	1990	1	1-0	—
1974	7	4-0	3-0	1991	0	0-0	0
1975	7	6-0	1-0	1992	2	2-0	0
1976	10	9-0	1-0	1993	3	3-0	0
1977	3	3-0	0-0	1994	3	2-0	1-0
1978	2	2-0	0-0	1995	0	0-0	0-0
1979	4	4-0	0-0	1996	4	3-0	1-0
1980	0	0-0	—	1997	2	2-0	0-0
1981	3	3-0	—	1998	2	0-2	—
1982	2	2-0	0-0	1999	2	2-0	—
1983	5	4-1	0-0	2000	1	1-0	—
1984	1	1-0	0-0	Total	88	75-6	7-0
1985	2	2-0	—	Record in 1970s: 42-3			Record in 1990s: 17-2
1986	3	3-0	—	Record in 1980s: 22-1			Record in 2000s: 1-0

AFC CENTRAL DIVISION PLAYOFF RACES WEEK-BY-WEEK (1980-2000)

Wk	CIN	1980 CLE**	HOU*	PIT
1	0-1	0-1	0-1	1-0
2	0-2	0-2	1-1	2-0
3	1-2	1-2	2-1	2-1
4	1-3	2-2	3-1	3-1
5	1-4	2-3	3-2	4-1
6	2-4	3-3	3-3	4-2
7	3-4	4-3	4-3	4-3
8	3-5	5-3	5-3	4-4
9	3-6	6-3	6-3	5-4
10	3-7	7-3	7-3	6-4
11	3-8	7-4	8-4	7-4
12	3-9	8-4	8-4	7-5
13	4-9	9-4	8-5	8-5
14	5-9	10-4	9-5	8-6
15	6-9	10-5	10-5	9-6
16	6-10	11-5	11-5	9-7

Wk	CIN**	1981 CLE	HOU	PIT
1	1-0	0-1	1-0	0-1
2	2-0	0-2	2-0	0-2
3	2-1	1-2	2-1	1-2
4	3-1	2-2	2-2	2-2
5	3-2	2-3	3-2	3-2
6	4-2	2-4	4-2	4-2
7	5-2	3-4	4-3	4-3
8	5-3	4-4	4-4	5-3
9	6-3	4-5	4-5	5-4
10	7-3	4-6	5-5	5-5
11	8-3	5-6	5-6	6-5
12	9-3	5-7	5-7	7-5
13	10-3	5-8	5-8	8-5
14	10-4	5-6	6-8	8-6
15	11-4	5-10	6-9	8-7
16	12-4	5-11	7-9	8-8

Wk	CIN#	1982 CLE#	HOU	PIT#
1	1-0	1-0	0-1	1-0
2	1-1	1-1	1-1	2-0
3	Games Canceled (NFL Player Strike)			
4				
5				
6				
7				
8				
9				
10	2-1	2-1	1-2	3-0
11	3-1	2-2	1-3	3-1
12	4-1	2-3	1-4	4-1
13	5-1	2-4	1-5	4-2
14	5-2	3-4	1-6	4-3
15	6-2	4-4	1-7	5-3
16	7-2	4-5	1-8	6-3

Wk	CIN	1983 CLE	HOU	PIT**
1	0-1	0-1	0-1	0-1
2	0-2	1-1	0-2	1-1
3	0-3	2-1	0-3	2-1
4	1-3	3-1	0-4	2-2
5	1-4	3-2	0-5	3-2
6	1-5	4-2	0-6	4-2
7	1-6	4-3	0-7	5-2
8	2-6	4-4	0-8	6-2
9	3-6	5-4	0-9	7-2
10	4-6	5-5	0-10	8-2
11	4-7	6-5	1-10	9-2

12	5-7	7-5	1-11	9-3
13	5-8	8-5	1-12	9-4
14	6-8	8-6	1-13	9-5
15	7-8	8-7	2-13	10-5
16	7-9	9-7	2-14	10-6

Wk	CIN	1984 CLE	HOU*	PIT**
1	0-1	0-1	0-1	0-1
2	0-2	0-2	0-2	1-1
3	0-3	0-3	0-3	2-1
4	0-4	1-3	0-4	2-2
5	0-5	1-4	0-5	3-2
6	1-5	1-5	0-6	3-3
7	1-6	1-6	0-7	4-3
8	2-6	1-7	0-8	4-4
9	3-6	1-8	0-9	5-4
10	3-7	2-8	0-10	6-4
11	4-7	2-9	1-10	6-5
12	4-8	3-9	2-10	6-6
13	5-8	4-9	2-11	7-6
14	6-8	4-10	3-11	7-7
15	7-8	4-11	3-12	8-7
16	8-8	5-11	3-13	9-7

Wk	CIN	1985 CLE**	HOU	PIT
1	0-1	0-1	1-0	1-0
2	0-2	1-1	1-1	1-1
3	0-3	1-2	1-2	2-1
4	1-3	2-2	1-3	2-2
5	1-4	3-2	1-4	2-3
6	2-4	4-2	1-5	2-4
7	2-5	4-3	2-5	3-4
8	3-5	4-4	3-5	3-5
9	4-5	4-5	4-5	4-5
10	5-5	4-6	4-6	5-5
11	5-6	5-6	4-7	6-5
12	5-7	6-6	5-7	6-6
13	6-7	7-6	5-8	6-7
14	7-7	7-7	5-9	6-8
15	7-8	8-7	5-10	7-8
16	7-9	8-8	5-11	7-9

Wk	CIN	1986 CLE**	HOU	PIT
1	0-1	0-1	1-0	0-1
2	1-1	1-1	1-1	0-2
3	2-1	1-2	1-2	0-3
4	2-2	2-2	1-3	1-3
5	3-2	3-2	1-4	1-4
6	4-2	4-2	1-5	1-5
7	5-2	4-3	1-6	1-6
8	5-3	5-3	1-7	2-6
9	6-3	6-3	1-8	3-6
10	6-4	7-3	2-4	3-7
11	7-4	7-4	2-9	4-7
12	8-4	8-4	3-9	4-8
13	8-5	9-4	3-10	4-9
14	9-5	10-4	3-11	5-9
15	9-5	11-4	4-11	6-9
16	10-6	12-4	5-11	6-10

Wk	CIN	1987 CLE**	HOU*	PIT
1	1-0	0-1	1-0	1-0
2	1-1	1-1	1-1	1-1
3	Game Canceled (NFL Player Strike)			
4	1-2	2-1	2-1	2-1
5	2-2	2-2	3-1	2-2

6	2-3	3-2	3-2	3-2
7	2-4	4-2	4-2	4-2
8	2-5	4-3	5-2	4-3
9	2-6	5-3	5-3	5-3
10	3-6	6-3	6-3	5-4
11	3-7	7-3	6-4	6-4
12	3-8	7-4	6-5	6-5
13	4-8	7-5	7-5	7-5
14	4-9	8-5	7-6	8-5
15	4-10	9-5	8-6	8-6
16	4-11	10-5	9-6	8-7

Wk	CIN**	1988 CLE*	HOU*	PIT
1	1-0	1-0	1-0	1-0
2	2-0	1-1	2-0	1-1
3	3-0	2-1	2-1	1-2
4	4-0	2-2	3-1	1-3
5	5-0	3-2	3-2	1-4
6	6-0	3-3	4-2	1-5
7	6-1	4-3	5-2	1-6
8	7-1	5-3	5-3	2-6
9	7-2	6-3	6-3	2-7
10	8-2	6-4	7-3	2-8
11	8-3	6-5	7-4	2-9
12	9-3	7-5	8-4	2-10
13	10-3	8-5	9-4	3-10
14	11-3	9-5	9-5	4-10
15	11-4	9-6	10-5	4-11
16	12-4	10-6	10-6	5-11

Wk	CIN	1989 CLE**	HOU*	PIT*
1	0-1	1-0	0-1	0-1
2	1-1	2-0	1-1	0-2
3	2-1	2-1	1-1	0-2
4	3-1	3-1	2-2	2-2
5	4-1	3-2	2-3	2-3
6	4-2	3-3	3-3	3-3
7	4-3	4-3	4-3	3-4
8	5-3	5-3	4-4	4-4
9	5-4	6-3	5-4	4-5
10	5-5	7-3	6-4	4-6
11	6-5	7-3-1	7-4	5-6
12	6-6	7-4-1	7-5	6-6
13	7-6	7-5-1	8-5	6-7
14	7-7	7-6-1	9-5	7-7
15	8-7	8-6-1	9-6	8-7
16	8-8	9-6-1	9-7	9-7

Wk	CIN**	1990 CLE	HOU*	PIT
1	1-0	1-0	0-1	0-1
2	2-0	1-1	0-2	1-1
3	3-0	1-2	1-2	1-2
4	3-1	1-3	2-2	1-3
5	4-1	2-3	2-3	2-3
6	4-2	2-4	3-3	3-3
7	5-2	2-5	4-3	3-4
8	5-3	2-6	4-4	4-4
9	5-4	2-7	4-5	5-4
10	6-4	2-8	5-5	5-5
11	6-5	2-9	6-5	6-5
12	7-5	2-10	6-6	6-6
13	7-6	2-11	7-6	7-6
14	7-7	3-11	8-6	8-6
15	8-7	3-12	8-7	9-6
16	9-7	3-13	9-7	9-7

AFC CENTRAL DIVISION PLAYOFF RACES WEEK-BY-WEEK (1980-2000)

Wk	1991			
	CIN	CLE	HOU**	PIT
1	0-1	0-1	1-0	1-0
2	0-2	1-1	2-0	1-1
3	0-3	2-1	3-0	2-1
4	0-4	2-2	3-1	2-2
5	0-5	2-3	4-1	3-2
6	0-6	2-4	5-1	3-3
7	0-7	3-4	6-1	3-4
8	0-8	4-4	7-1	3-5
9	1-8	4-5	7-2	3-6
10	1-9	4-6	8-2	4-6
11	1-10	4-7	9-2	4-7
12	1-11	5-7	9-3	5-7
13	2-11	6-7	9-4	5-8
14	2-12	6-8	10-4	5-9
15	2-13	6-9	11-4	6-9
16	3-13	6-10	11-5	7-9

Wk	1992			
	CIN	CLE	HOU*	PIT**
1	1-0	0-1	0-1	1-0
2	2-0	0-2	1-1	2-0
3	2-1	1-2	2-1	3-0
4	2-2	1-3	3-1	3-1
5	2-3	2-3	4-1	3-2
6	2-4	3-3	4-2	4-2
7	2-5	4-3	5-2	5-2
8	3-5	4-4	5-3	6-2
9	4-5	5-4	5-4	6-3
10	4-6	5-5	6-4	7-3
11	4-7	5-6	6-5	8-3
12	4-8	6-6	7-5	9-3
13	4-9	7-6	8-5	10-3
14	4-10	7-7	8-6	10-4
15	5-10	7-8	9-6	10-5
16	5-11	7-9	10-6	11-5

Wk	1993			
	CIN	CLE	HOU**	PIT*
1	0-1	1-0	0-1	0-1
2	0-2	2-0	1-1	0-2
3	0-3	3-0	1-2	1-2
4	0-4	3-1	1-3	2-2
5	0-5	3-2	1-4	3-2
6	0-6	4-2	2-4	4-2
7	0-7	5-2	3-4	4-3
8	0-8	5-3	4-4	5-3
9	0-9	5-4	5-4	6-3
10	0-10	5-5	6-4	6-4
11	1-10	5-6	7-4	6-5
12	1-11	6-6	8-4	7-5
13	1-12	6-7	9-4	8-5
14	2-12	6-8	10-4	8-6
15	3-12	7-8	11-4	8-7
16	3-13	7-9	12-4	9-7

Wk	1994			
	CIN	CLE*	HOU	PIT**
1	0-1	1-0	0-1	0-1
2	0-2	1-1	0-2	1-1
3	0-3	2-1	0-3	2-1
4	0-4	3-1	1-3	2-2
5	0-5	4-1	1-4	3-2
6	0-6	5-1	1-5	4-2
7	0-7	6-1	1-6	5-2
8	0-8	6-2	1-7	5-3
9	1-8	7-2	1-8	6-3
10	2-8	8-2	1-9	7-3

11	2-9	8-3	1-10	8-3
12	2-10	9-3	1-11	9-3
13	2-11	9-4	1-12	10-3
14	2-12	10-4	1-13	11-3
15	2-13	10-5	1-14	12-3
16	3-13	11-5	2-14	12-4

Wk	1995			
	CIN	CLE	HOU*	PIT**
1	1-0	0-1	1-0	1-0
2	2-0	1-1	1-1	0-2
3	2-1	1-2	1-2	0-3
4	2-2	2-2	2-2	0-4
5	2-3	2-3	2-3	1-4
6	2-4	2-4	2-4	2-4
7	3-4	2-5	2-5	3-4
8	3-5	3-5	3-5	4-4
9	3-6	4-5	4-5	5-4
10	4-6	4-6	4-6	6-4
11	4-7	4-7	4-7	7-4
12	5-7	5-7	5-7	8-4
13	5-8	5-8	5-8	9-4
14	6-8	5-9	5-9	10-4
15	6-9	6-9	6-9	11-4
16	7-9	7-9	7-9	12-5

Wk	1996			
	CIN	BAL	HOU	PIT**
1	0-1	1-0	0-1	0-1
2	0-2	1-1	1-1	1-1
3	1-2	1-2	2-1	1-2
4	1-3	2-2	2-2	1-3
5	1-4	2-3	3-2	2-3
6	1-5	2-4	4-2	3-4
7	1-6	2-5	5-2	4-5
8	2-6	3-5	6-3	5-6
9	3-6	4-6	7-4	6-7
10	4-6	5-6	8-5	7-8
11	4-7	6-7	9-6	8-9
12	5-7	7-8	10-7	9-10
13	5-8	8-9	11-8	10-11
14	6-8	9-10	12-9	11-12
15	7-8	10-11	13-10	12-13
16	8-8	11-12	14-11	13-14

Wk	1997			
	CIN	BAL	JAX*	PIT**
1	1-0	0-1	1-0	0-1
2	1-1	1-1	2-0	1-1
3	1-2	2-1	3-0	1-2
4	1-3	3-1	4-1	2-3
5	1-4	4-2	5-2	3-4
6	1-5	5-3	6-3	4-5
7	1-6	6-4	7-4	5-6
8	1-7	7-5	8-5	6-7
9	2-7	8-6	9-6	7-8
10	3-7	9-7	10-7	8-9
11	4-7	10-8	11-8	9-10
12	5-7	11-9	12-9	10-11
13	6-7	12-10	13-10	11-12
14	7-7	13-11	14-11	12-13
15	8-7	14-12	15-12	13-14
16	9-7	15-13	16-13	14-15

Wk	1998			
	CIN	BAL	JAX**	PIT
1	0-1	0-1	1-0	1-0
2	1-1	1-1	2-0	1-1
3	1-2	1-2	3-0	2-1

4	1-3	2-2	4-0	1-3	3-1
5	2-3	2-3	5-0	2-3	3-2
6	2-4	2-4	6-0	3-3	4-2
7	2-5	2-5	7-0	4-4	5-2
8	2-6	2-6	8-0	5-5	6-3
9	2-7	3-6	9-0	6-6	7-4
10	2-8	3-7	10-0	7-7	8-5
11	2-9	4-7	11-0	8-8	9-6
12	2-10	5-7	12-0	9-9	10-7
13	2-11	6-8	13-0	10-10	11-8
14	2-12	7-9	14-0	11-11	12-9
15	3-12	8-10	15-0	12-12	13-10
16	3-13	9-11	16-0	13-13	14-11

Wk	1999				
	CIN	CLE	BAL	JAX**	TEN*
1	0-1	0-1	0-1	1-0	1-0
2	0-2	0-2	0-2	2-0	2-0
3	0-3	0-3	1-2	3-0	3-0
4	0-4	0-4	2-3	4-0	4-0
5	1-4	0-5	2-3	5-0	5-0
6	1-5	0-6	3-4	6-0	6-0
7	1-6	0-7	4-5	7-0	7-0
8	1-7	1-7	5-6	8-0	8-0
9	1-8	1-8	6-7	9-0	9-0
10	1-9	2-8	7-8	10-0	10-0
11	1-10	2-9	8-9	11-0	11-0
12	2-10	2-10	9-10	12-0	12-0
13	3-10	2-11	10-11	13-0	13-0
14	4-10	2-12	11-12	14-0	14-0
15	4-11	2-13	12-13	15-0	15-0
16	4-12	2-14	13-14	16-0	16-0

Wk	2000				
	CIN	CLE	BAL*	JAX	TEN**
1	0-1	0-1	1-0	1-0	0-1
2	0-2	1-1	2-0	1-1	1-1
3	0-3	2-1	2-1	2-1	2-1
4	0-4	2-2	3-1	2-2	3-1
5	0-5	2-3	4-1	2-3	4-1
6	0-6	2-4	5-1	2-4	5-1
7	1-6	2-5	6-2	2-5	6-1
8	2-6	2-6	7-3	2-6	7-1
9	2-7	2-7	8-4	2-7	8-1
10	2-8	2-8	9-5	2-8	9-1
11	2-9	3-8	10-6	2-9	10-1
12	2-10	3-9	11-7	2-10	11-1
13	3-10	3-10	12-8	2-11	12-1
14	3-11	3-11	13-9	2-12	13-1
15	4-11	3-12	14-10	2-13	14-1
16	4-12	3-13	15-11	2-14	15-1

** Division Champion

* Wild Card team

Qualified for Super Bowl Tournament

ALL-TIME NUMBERS

- 00 Johnny Clement (46-48)
 0 Jack Collins (52)
 1 Anthony Wright (99), Gary Anderson (82-94), Dave Trout (81), Merlyn Condit (40), Warren Heller (36), Zehner (35)
 2 Matt George (98), Jon Staggers (70-72), Bill Lajousky (36), Sigurd Sandberg (35)
 3 Kris Brown (00), Rohn Stark (95), Mark Royals (82-94), Andy Tomasic (42), Bill Dudley (42), Thomas Thompson (40), Maurice Bray (35)
 4 Josh Miller (96-00), Dan Stryzinski (90-91), Andy Tomasic (42), Frank Bykowski (40), Mel Pittman (35)
 5 David Trout (87), Craig Colquitt (78-81, 83-84), Terry Hanratty (69-76), John Binotto (42), Henry Bruder (40), George Rado (36), Gene Augustfemer (35)
 6 Bubby Brister (86-92), Jim Elliott (67), Chester Johnson (40), Cosgrove (35)
 7 Pete Gonzalez (98-99), Reggie Collier (87), Jack Kemp (57), John Lyle (56), James Finks (51-52, 54-55), Leroy Zimmerman (48), Reggie Coldagelli (40), Reznichak (35)
 8 Everett Fisher (40), Joseph Yuric (40), DeLuca (35)
 9 Norm Johnson (95-98), Moti Bahr (79-80), Dick Brown (69), John Foruria (67-68), George Kick (40), Bush (35)
 10 Kordell Stewart (95-00), John Bruno (87), Scott Campbell (84-86), Roy Gereia (71-78), Kent Nix (67-69), Ron Smith (66), Rudy Bukich (60-61), Dan Nolan (59), Earl Morrall (57-58), Alex Sherman (43), Russell Cotton (42), Boyd Brumbaugh (40), Byron (Whizzer) White (38), Dom Cara (37), Wayne Sandefur (36), Stan Olajnick (35), Marv Ellstrom (35)
 11 Kent Graham (00), Mike Quinn (87), Rick Strom (89-93), Jeff Quinn (82), Gene Mingo (69), Rich Badar (67), Ron Meyer (65), Howard Hartley (49-51), Norm Mosley (48), Curtis Sandig (42), John Schmidt (40), John Yurchey (40), Mike Basrak (37), Maurice Bray (36), Valenti (35), Van Horn (35)
 12 Terry Bradshaw (70-83), Terry Nofsinger (63-64), Jack Scarbath (56-57), Vic Eaton (55), Stan Zajdel (51), Nick Skorich (48), Dick Riffe (42), Morgan Tiller (42), William Patterson (40), Bill Davidson (37), Henry Weissenbaugh (35), Alex Rado (35)
 13 Bill Mackrides (54), Lee Mulleneaux (36), Redding (35), Harbes (35)
 14 Shane Edge (96), Neil O'Donnell (90-95), Todd Blackledge (88-89), Alan Watson (70), Bill Shockley (68), Bill Nelson (63-67), Vic Eaton (54), Ed Kissell (52-54), Lynn Chandrois (51), Joseph Maras (40), George Kase (36-37), George Nicksich (35), John Gildea (35)
 15 Bobby Shaw (98), Steve Bono (87-88), Mike Kruzack (76-79), George Izo (65), Ed Brown (62-64), Ted Laux (43), Vernon Martin (42), John Wood McNally (37), Vic Vidoni (35), Warren Heller (35)
 16 Jim Miller (94-96), Mark Malone (80-87), Neil Graft (76-77), Dock Mosley (69), Ken Hebert (68), Tommy Wade (64-65), John Green (60), Len Dawson (57-59), Dave Androzowski (56), Gonzales Morales (47-48), Allan Donelli (42), Carroll Raborn (36-37), Clarence Janacek (35), Ben Ciccone (35)
 17 Tee Martin (00), Curtis Marsh (97), John Goodson (82), Joe Gilling (72-75), Dick Shiner (68-69), Ted Marchibroda (55), Paul Held (54), Maurice Duncan (54), Gary Kerkorian (52), Joe Glamp (47-49), Joe Hogue (42), Armand Niccolai (35-37, 40), Bob Hall (35)
 18 Mike Tomczak (93-99), Harry Newsome (85-89), Cliff Stoudt (77-83), Terry Nofsinger (61-62), Jack Stephens (59), Jack Kemp (57-58), Ted Marchibroda (55-57), Pat Brady (54), Chuck Ortmann (52), Alex Lukachik (42), Frank Sullivan (40), Max Fiske (37), Loran Ribble (35), George Rado (35)
 19 Andre Coleman (97), David Woodley (84-85), Maury Duncan (56), Pat Stark (56), George Somers (42), Max Fiske (37), Vic Vidoni (36), Turner (35), Johnson (35)
 20 Dewayne Washington (98-00), Eric Pegram (95-96), Dwight Stone (87-94), Ernest French (82), Rocky Bleier (71-80), Paul Marita (64-69), Jack Stanton (61-62), Bill Butler (61), Jack Morris (60), Don Suthern (59), Jack Call (59), Dick Christy (58-59), Eugene Cichowski (57-58), John Howie (56), Gene Rossi (56), Pat Stark (54), Howard Hartley (52), George Sirochman (42), Elmer Hackney (42), Rondour (35), Wilbur Sortel (34-37, 40)
 21 Amos Zereoue (99-00), Bo Orlando (98), Donnell Woolford (97), Deon Figures (93-95), Richard Bell (90), Greg Lee (88), Eric Williams (83-86), Tony Dungy (77-78), Glenn Scolnick (73), Gene Mingo (70), Jim Shorner (59), Jim Bradshaw (64), Karl Karlavac (61), Lou Levanti (51), Chuck Cherundolo (42-48), Lou Tomasetti (40), John Vaughan (35)
 22 Hank Potat (00), Terrance Joseph (98), John L. Williams (94-95), Larry Griffin (87-93), Rick Woods (82-85), Ernie Pough (76), Dick Conn (74), Bobby Layne (58-62), Richie McCabe (58), Fred Bruney (57), Lowell Lander (56), Jack Zachary (54), Harold Payne (52), Jerry Nuzum (48-49-51-52), Ralph Wenzel (42), John Klumb (40), Frank Ivy (40), Silvio Zaninelli (35-37)
 23 Jason Simmons (98-00), Anthony Daigle (94-95), Sammy Walker (91-92), Tim Tyrrell (89), Spark Clark (87), Chris Brown (83-85), Fred Bohannon (82), Mike Wagner (71-80), Bob Campbell (69), Jim "Cannonball" Butler (65-67), Bill "Red" Mack (61-63), Harold Payne (52), Joe Gasparella (51), Ed Paskey (51), Bill Pavlikowski (51), Armand Niccolai (42), John Berdelli (42), Rocco Pirro (40), John Gildea (36), Oliver (35)
 24 Nakla Coddie (00), Chns Oldham (95-99), Tim McKyer (94), Richard Shelton (91-93), Rodney Carter (88-89), Rich Erenberg (84-86), J.T. Thomas (73-81), Kenny Graham (70), Jon Henderson (68-69), Jim Bradshaw (64-65), John Sample (61-62), Bob Luna (59), Clive Bullion (59), Billy Wells (57-58), Dick Hughes (57), Henry Ford (56-57), Richie McCabe (55, 58), Russ Craft (54), Claude Hips (52), Ed Brett (37), John Turley (36), Souffley (35)
 25 Fred McAtee (95-98), Gary Jones (90-91, 93-94), David Arnold (89), Anthony Tuggle (85-87), Greg Best (83), Marvin Cobb (80), Ray Oldham (78), Ron Shanklin (70-74), Don Shy (67-69), Jerry Simmons (63, 66), Craig Lofquist (65), Roy Curry (63), David Ames (60), Ray Mathews (52, 54-59), Heck Hensley (51), Jack Butler (50), John Naiota (42), Coley McDonough (40), Vince Sites (36-37), Bill Snyder (35), Ben Smith (34)
 26 Deshea Townsend (98-00), Rod Woodson (87-96), John Swain (85-86), Scoop Gillespie (84), Preston Pearson (70-74), John Sodaski (69), Rocky Bleier (68), Brady Keys (61-67), Joe Scudero (60), Ron Hall (59-60), Gary Glick (57-59), Lou Baldacci (56), Dewey McConnell (54-55), Art DeCarlo (54), Bill Robinson (52), Bill Holcomb (37), Ed Skornski (36), Joe Wiehl (35), John Oehler (34)
 27 Brent Alexander (00), Travis Davis (99), Willie Williams (93-96), Thomas Everett (88-91), Greg Hawthorne (79-83), Glen Edwards (71-77), Clarence Oliver (69-70), Bill Mack (65), Dick Haley (61-64), Dean Derby (57-61), Ted Wegert (57), Gary Glick (56), Lou Baldacci (56), Ted Weed (55), Jim Brandt (52-54), Fran Rogel (51), George Papach (48-49-51), John Butler (43), Dick Riffe (42), Clarence Thompson (37), Ed McDonald (36), Charles Casper (35), George Kavel (34)
 28 Ainsley Battles (00), John Jenkins (98), Alvoid Mays (95), Lupe Sanchez (86-88), Robert Williams (84), Alvin Maxson (77-78), Ocie Austin (70-71), Clendon Thomas (62-68), Henry Clement (61-62), Rex Johnston (60), Don Nields (60), Don Bishop (59), Jim Smith (59), George Volkert (58), Dick Hughes (57), Lou Cimaroli (56), Leon Campbell (55), Ed Kissell (55), Al Brosky (54), Pat Brady (52), Tom Momen (51), John Gruble (51), Bob Davis (48-49), Theo Doyle (40-42), Sigurd Sandberg (36-37), Chase (35)
 29 Lance Brown (98-99), Randy Fuller (95-97), Barry Foster (90-94), Cornell Gowdy (87-88), Ron Johnson (77-84), Brent Sexton (77), John Dockery (72-73), Fred Barry (70), Bob Hohn (65-69), Joe Smailtz (60-63), Walt Williamson (59), Lowell Lander (56), Joe Lamas (42), Don Campbell (40), Stu Smith (37), Ben Smith (35)
 30 Chad Scott (97-00), Victor Jones (93), Frank Pollard (83-88), Larry Anderson (78-81), Terry Cote (70), Bill Asbury (66-69), Bob Harrison (54), Tom Tracy (55-63), Ed Sears (58), Stan Zajdel (52),

ALL-TIME NUMBERS (continued)

- Truett Smith (51), Vince Ragunas (49), Bill Garneas (48), George Gonda (42), Don Looney (42), Stan Pavkov (40), Joe Cardwell (37), John Karcis (36), Norm Greeney (35)
- 31 Donnie Shell (74-87)**, Al Young (72), Carl Crennel (70), Ed Holler (64), C.R. Roberts (59), Larry Krutko (58), Bill Hewitt (43), Bob Masters (43), Tony Bova (42)
- 32 Franco Harris (72-83)**, Hubie Bryant (70), Ken Liberto (69), Byron McCabe (68), Joe Womack (62-63), Willie Simpson (61), Ted Wianowski (56), Charles Gauer (43), Tom Brown (42), Ben Vaznelli (42), Henry Marker (34)
- 33 Richard Huntley (98-00)**, Byron "Bam" Morris (94-95), Merrill Hoge (87-93), Harvey Clayton (83-86), Anthony Anderson (79), John Fuqua (70-76), Walt Mitchell (69), Theron Sapp (63-65), Dick Young (58), Fran Rogers (54-57), Jerry Shipkey (51-52), George Murphy (51), Charles Seabright (48-49), Stephen Sader (43), Allan Donelli (42), Walter Lamas (42), Walter Strosser (42), George Plutkus (40), John Gilda (37), Joe Malkovich (35), Silvio Zaninelli (34)
- 34 Tim Lester (95-98)**, Leroy Thompson (91-93), Walter Abercrombie (82-87), Andy Russell (66-76), Bob SotEAU (64), Bob Simms (62), Charles Scales (60-61), Leo Elter (58-59), Lem Harkey (55), Paul Cameron (54), Fran Rogers (52), Hubbard Law (42), Warren Heller (34)
- 35 Dan Kreider (00)**, Carlos King (98), Fred McAfee (94), Dellon Hall (87-91), Ray Williams (87r), Jack Delaplaine (76-79), Steve Davis (72-74), Booth Lusteg (68), Tom Watkins (68), John Henry Johnson (60-65), Rudy Hayes (59), Paul Younger (58), Dick Young (57), Charles Shepard (56), Sam Pino (56), Tom Calvin (52, 54-55), Joe Geri (49-51), Bill Dudley (42), John Schiehl (42), Walt Kiesling (37), Ed Karp (36), John Blood McNally (34)
- 36 Jerome Bettis (96-00)**, Fred Foggie (94), David Hughes (86), Todd Spencer (84-85), Guy Ruff (82), Wentford Gaines (77), Dave Brown (75), Jim Brumfield (71), Don McCall (69), Charles Blyins (67), Clarence Peaks (64-65), Andy Russell (64), Wilbert Scott (61), Rudy Hayes (60, 62), Marion Motley (55), John Woodenberg (40, 42), Ed Karp (36-37, 40), Basilio Marchi (34)
- 37 Camell Lake (89-98)**, Kelvin Middleton (87r), Donnie Elder (86), Mark Wilson (82), Laverne Smith (77), Bill Cahill (73), Charles Beatty (69-70, 72), Bob Morgan (67), Bob Smith (66), Ken Kirk (62), Mike Henry (60-61), Bo Dickinson (59), Dale Atkinson (57-58), Marion Motley (55), Burrell Shields (54), Jack Wagner (54), Jack Spinks (52), Joe Hollingsworth (51), Henry Minarik (51), Bill McPeak (49), Ernest Steele (43), Clure Mosher (42), Mose Kelsch (34)
- 38 Jon Witman (96-00)**, Tim Worley (89-91, 93), Rock Richmond (87r), Elton Veals (84), Sidney Thornton (77-81), Ed Bradley (72-75), Earl Gros (67-69), Mike Lind (65-66), Frank Pastin (42), _____ Love (34)
- 39 Darren Perry (92-98)**, Rick Moser (79-82), Sidney Thornton (78), Bobby Walden (68-77), Larry Krutko (58-61), Allan Cann (58), Sid Watson (55-57), Leo Elter (54), Ed Modzelewski (52), David Bernard (42), George Dobash (42), John Perko (37, 40), Max Fiske (36), Armand Nicolai (34)
- 40 Myron Bell (94-97)**, Stan Smagala (92), Richard Shelton (90), Eric Wilkerson (89), Dan Reeder (86-87), Anthony Corley (84), Randy Reutershan (78), Preston Carpenter (60-63), Russ Craft (54), George Hughes (51), Mike Rodak (42), Carl Nery (40), Hayden Mayhew (37), Rudy Tesser (34-35)
- 41 Lee Flowers (95-00)**, Solomon Wilkots (92), Kevin Smith (91), Chris Sheffield (86-87), Sam Washington (82-85), Tom Moriarty (80), Nat Ferry (78), Dennis Meyer (72-73), Larry Elkins (69), Bernie Wyatt (62), Earl Girard (57-58), Fred Bruney (56), Lowell Perry (56), Dick Doyle (55), Johnny Lattnier (54), Tony Bova (42)
- 42 Myron Bell (00)**, Randy Cuthbert (93), Warren Williams (88-92), Dave Edwards (85-87), Anthony Washington (81-82), Dick Hoak (61-70), Lowe Wren (60), Dick Alban (58-59), Jim Hill (55), Jack Collins (52), Pat Brady (52), Joe Hollingsworth (49-51), Harry Sweesy (51), Ray Evans (48), Walter Kichelski (42), Samuel Boyd (40)
- 43 George Jones (97)**, Steve Avery (94-95), Shawn Vincent (91), Ray Wallace (89), Earnest Jackson (87-88), Tim Harris (83), Frank Lewis (71-77), Erwin Williams (69), Glen Glass (63), Overton Curtis (61), Tom Barnett (59-60), Fay Mitchell (58), William Bowman (57), Jim Hill (55), Jack Hinkle (43)
- 44 Terry Richardson (96)**, D.J. Johnson (89-93), Rodney Carter (87), Henry Odum (83), Frank Pollard (80-82), Mike Collier (75-76), Lee Calland (69-72), Bob Wade (68), Bill Daniels (61-66), Bert Rechichar (60), Art Davis (58), Earl Girard (57), Vic Pollock (52), Ray Matthews (51), Dick Hennessey (51), Tony Compagno (48), John Sanderson (42), Stu Smith (40), Carl Littlefield (41), Bill Breeding (37), Forrest Doss (34-35)
- 45 Chris Fuamatu-Ma'afala (98-00)**, Chuck Sanders (86-87), Russell Davis (80-83), Jim Allen (74-77), John Nice (69), Dick Compton (67-68), Ralph Felton (58), Brad Myers (57), Art Davis (56), Paul Cameron (54), Bob Cifers (47-48), Walter Kichelski (40, 42), Norm Greeney (34)
- 46 Troy Sadowski (97-98)**, Reggie Harrison (74-77), Warren Bankston (69-73), Chet Anderson (67), Frank Lambert (65-66), Phil King (64), Bob Ferguson (62-63), Bob Coronado (61), Fred Williamson (60-61), Charley Tolar (59), Billy Reynolds (58), Bill Walsh (49-51), Ed Ryan (48), Arthur Albrecht (42)
- 47 Scott Shields (99-00)**, Bruce Jones (87r), Cameron Riley (87), Steve Morse (85), Mel Blount (70-83), Marv Woodson (64-69), Jackie Simpson (61-62), Dick Mogle (60), Izzy Weinstock (37), Ed Maticic (36)
- 48 Matt Cushing (00)**, A.J. Ofofide (95), David Little (81), John Rowser (70-73), Gary Ballman (62), Leroy Reed (58), Lionel Reed (56), Joe Gasparella (48-51), Eberle Schultz (42), Jesse Quatse (34)
- 49 Barron Miles (95)**, Dwayne Woodruff (79-90), Ralph Anderson (71-72), John Sodaski (70), Lou Harris (68-69), Amos Bullock (66), Bob Sherman (64-65), Ronnie Hall (59), William Bowman (57), Lynn Chandonis (52, 54-56), Charles Orman (51), Jerry Shipkey (48-49), Bob Thurban (43)
- 50 Earl Holmes (96-00)**, Reggie Barnes (93), David Little (80-92), Darryl Knox (87r), Tom Graves (79), Jim Clack (69-77), Bill Saul (64, 66-68), John Reger (55-63), Sam Sheriff (54), Melvin Fulwyler (54), George Tarasovic (52), Al Wuklis (43), Harold Hinte (42), Nick Studen (42), John Noppenburg (40)
- 51 Carlos Emmons (96-99)**, Ed Robinson (94), Chuck Lanza (88-89), Paul Oswald (87), John Lott (87r), Dan Turk (85-86), Loren Toews (73-83), Bob Maples (71), Jim Powell (66), Ken Henson (65), Buzz Nutter (61-64)
- 52 Mike Webster (74-89)**, Jim O'Shea (71), Sid Williamson (69), Mike Connelly (63), Gene Breen (65), Jack Klotz (59), George Tarasovic (57-58), Charles Lattimer (54), Ray Graves (43)
- 53 Clark Haggans (00)**, Steven Conley (96-98), Bryan Hinkle (81-93), Dennis Winston (77-81), Greg Blankenship (76), Ray Pinney (76), Henry Davis (70-73), John Campbell (65-69), Ken Kirk (62), George Tarasovic (58), Theo Grabinski (40), Byron Haines (37)
- 54 Mike Schneek (99-00)**, Donita Jones (95-98), Hardy Nickerson (87-92), Fred Small (85), Craig Bingham (82-84, 87r), Zack Valentine (79-81), Dave LaCrosse (77), Marv Kellum (74-76), Doug Fisher (69-70), Max Messner (64-65), Val Jansante (46-51)
- 55 Joey Porter (99-00)**, Jerry Olsavsky (90-97), Darin Jordan (88), Ken Woodard (87r), Dennis Winston (85-86), Rick Donnalley (82-83), Jon Kolb (69-81), Pat Kilborn (66), Dan James (60), Buck Glover (59), John Cenci (56), Lou Tepe (55), Tony Momen (51), Charles Melchik (46-51), Mill Simington (42)
- 56 Mike Vrabel (96-00)**, Patrick Scott (95-96), Rico Mack (93-94), Rob McGovern (91), Tyrone Stowe (87), Robin Cole (77-87), Ray Mansfield (68-76), Bob Rowley (63), George Tarasovic (56), Marvin Matuszak (55), Fred Broussard (55), Bill Walsh (51-52, 54), Bob Balog (49-50, 51)
- 57 John Fiala (98-00)**, Eric Ravotti (94-96), Jerrol Williams (90-92), Mike Meriwether (82-87), Sam Davis (67-79), Art Hunter (65), Ed Beatty (57-61), Jim Taylor (56-57), Dick Flanagan (54-

ALL-TIME NUMBERS (continued)

- 55), Frank Sinkovitz (47-52)
- 58 Jack Lambert (74-84), Chuck Allen (70-71), Ed Pine (65), Gail Clark (63), Roger Pillath (60)
- 59 Todd Seabaugh (84), Jack Ham (71-82), Ray May (67-69), Lou Levanti (51-52), Paul O'Brien (51)
- 60 Oliver Ross (00), Anthony Brown (99), Mark Roddenhauser (98), Kendall Gammon (92-95), Brian Blankenship (87-91), Randy Rasmussen (86), Ben McGee (64-72), Rudy Hayes (61), Don Rohrer (60), Dale Dodrill (51-52, 54-59), Paul Salata (51), Leo Nobile (48-49), Ed Michaels (43)
- 61 Tom Myslinski (00), Greg Black (95), Tim Simpson (94), Dean Caliguire (91), Charlie Dickcy (87), Blake Wingle (83-85), Tyrone McGriff (80-82), Brian Stenger (69-73), Jerry Mazzanti (67), Eli Strand (66), Fran Mallick (65), Riley Gunnels (65), Ed Meyer (60), Ted Karras (58-59), Marv McFadden (56), Marv Matuszak (55), Lou Tepe (54-55), Dick Miller (52), Gordon Paschka (43)
- 62 Roger Duffy (98-00), Tom Myslinski (96-97), Todd Kalls (94), Tunch Ilkin (80-92), Jim Wolf (74-75), Ralph Wetzel (66-71), Mike Sandusky (57-65), Art Michalik (55-57), Pete Ladygo (54), Dick Tomlinson (51-52), Steve Suhey (48-49)
- 63 Dermontti Dawson (88-00), Robert Washington (87), Pete Rostovsky (84-86), Thom Dornbrook (79), Ernie Holmes (72-77), Rod Breedlove (65-67), Art Anderson (63), Pete Perrault (62), Jim Palmer (61), John Perkins (59), Bob Dougherty (58), George Tarasovic (56), Hal Hunter (56), Al Maier (55), Bill Pearson (54), Darrell Hogan (49, 51-52), Dick Mace (51)
- 64 Kenny Davidson (90-93), Jerry Reese (88), Alan Huff (87), Edmund Nelson (82-87), Steve Furness (72-80), Chuck Hinton (64-71), John Kapele (60-62), Bill Krisher (58-59), Bill Michael (57), Marv Matuszak (56-57), Don Penza (56), Don Earley (56), Joe Tyrell (55), Rudy Andabaker (52-54), Bryant Meeks (47-48), Clark Goff (40), John Karcis (37)
- 65 Rich Tylski (00), Alan Faneca (98-99), John Jackson (88-97), Jim Boyle (87), Ray Pinney (85-87), Tom Beasley (78-83), Lloyd Voss (66-71), Bob Nichols (65), Tom Bettis (62), John Nisby (57-61), Bob O'Neil (57), Ralph Jecha (56), Wayne Edmonds (56), George Hughes (51-52, 54-55), Louis Allen (51), John Mastrangelo (48)
- 66 Alan Faneca (00), Jim Sweeney (96-99), Siulagi Palelei (94), Donald Evans (90-93), Mark Behning (86), Ted Petersen (77-83), Bruce van Dyke (67-73), Myron Pottios (61-63, 65), Dick Campbell (58-60), Aubrey Rozelle (57), Gerald Leahy (57), George Kennard (57), Marv Matuszak (56), John Schweder (54-55), Pete Ladygo (52), Don Samuel (49, 51)
- 67 Kimo von Oelhoffen (00), Shar Pourdanesh (99), Jamin Stephens (96-98), Duval Love (92-94), Mike Hinnant (89), Gary Dunn (76, 78-87), Craig Hanneman (72-73), Clarence Washington (69-70), Dick Capp (68), Bob Schmitz (61-64, 66), Earl Butler (60), Claude Billingsley (59), John Nisby (57), Ralph Freeman (57), Jerry Jacobs (55), Nick Fehr (55), George Oneskey (55), Truett Smith (52), Enio Conti (43)
- 68 Shar Pourdanesh (00), Brenden Stai (95-99), Lonnie Palelei (93), Mike Withycombe (91), Lorenzo Freeman (87-90), Jeff Lucas (87), L.C. Greenwood (69-81), Mike Magac (65-66), Ron Stehower (60-64), Mike Henry (59), Bob Dougherty (58), Ed Beatty (57), Frank Palmisano (54), John Schweder (51-52), Alex Aurilio (51), Floyd Simpson (51)
- 69 Ariel Solomon (91-95), Ben Thomas (88), David Opar (87), Gabe Rivera (83), Fred Anderson (78), Jerry Hillbrand (68-70), Buck Grover (60), Bob Stark (59), Mike Iannucci (56)
- 70 Ernie Stautner (51-63), Darwin Horn (51)
- 71 Larry Tharpe (00), Orpheus Foye (96-99), Dan Fike (93), Tom Ricketts (89-91), Ted Petersen (87), Emil Boures (83-84), Gordon Gravelle (72-76), Dick Arndt (61), Charles Bradshaw (61-66), Ken Longenecker (61), Joe Lewis (58-60), John Coyne (56), Frank Kilroy (43)
- 72 Wayne Gandy (99-00), Bernard Dafney (96), Leon Searcy (92-95), Buddy Aydelette (87), Ray Snell (84-85), Gerry Mullins (71-79), Joe Greene (69), Fran O'Brien (66-68), Ray Lemek (62-65), Dick Klein (61), Byron Beams (59-60), John Simerson (59), Darrell Dess (58), Bill Schmitt (58), Willie Lee (57), Sid Fournet (57), Bob Gaona (54-57), Earl Murray (52), Alex Small (52), Paul Lea (51), Dale Dodrill (51), Red Moore (47-49), Ted Doyle (43)
- 73 Chris Coons (00), Justin Strzelczyk (90-99), Craig Wolfey (80-89), Rick Druschel (74-75), Rick Sharp (70-71), Ernie Ruple (68-69), Ray Mansfield (63-67), Frank Atkinson (63), John Baker (62), George Balthazar (61), Will Renfro (60), Ray Fisher (59), Fran Holohan (56), Carl Holben (54), Joseph Fagan (54), Frank Letteri (52), Louis Allen (51-52), Darrell Hogan (51), Bill Cregar (48)
- 74 Chris Sullivan (00), Nolan Harrison (97-99), Terry Long (84-91), Mark Kirchner (83), Ray Pinney (76-82), Dave Reavis (74-75), Tom Keating (73), John Brown (67-71), Riley Gunnels (65-66), Urban Henry (64), Lou Cordileone (62-63), John Kenerson (62), George Strugar (62), George Denko (61), Frank Varichione (55-60), John Lapsley (54), Pete Ladygo (52)
- 75 Joe Greene (69-82), Ken Kortas (65-69), Joe Krupa (56-64), Nick Bokkovic (54), Dick Fugler (52), Jack Gearding (52), George Hays (51), John Schweder (51), Jack Wiley (48-49)
- 76 Kevin Henry (93-00), Rollin Putzer (88), Jerry Quick (87), Glen Howe (85), John Banaszak (75-81), Glen Ray Hines (73), Burt Askson (71), Mike Haggerty (67-69, 70), Gene Lipscomb (61-62), Ken Longenecker (60), George Belotti (59), Bill McClung (55-58), Pete Ladygo (54-55), Don Tasotti (54), Doug Conaway (52), Tom Brown (42)
- 77 Marvel Smith (00), Kris Farris (99), Will Wolford (96-98), Carlton Haseleg (90-93), Jim Boyle (87-88), Mark Smith (87), Steve August (84), Steve Courson (78-83), Charlie Davis (74-75), Mel Holmes (71-73), Mike Taylor (68-69), Dan James (61-66), Billy Ray Smith (58-60), Tom O'Brien (58), Gus Cifelli (54), Tom Palmer (54-55), John Schweder (52), Walter Szot (52), Ray Mathews (51), Bob Gage (49-50), Paul Davis (48)
- 78 Chris Conrad (98-99), Taase Faumui (94-95), Garry Howe (92), Tim Johnson (87-89), Mark Catano (84-85), Dwight White (71-80), Frank Parker (68-69), John Baker (63-67), Dick Loncar (60), Dave Liddick (57), John Muldowney (56), Lou Ferry (52, 54-55), George Nicksich (52), Carl Samuelson (51), Nick DeRosa (51)
- 79 Paul Wiggins (97), James Parrish (95), John Rienstra (86-90), Larry Brown (77-84), Larry Gagner (66-69), Lou Michaels (61-63), John Scott (60), Riley Gunnels (59), John Simerson (58), Tom Gulian (57), Dick Murley (56), Jim Emmons (56), Dick Modzelewski (55), Ernie Cheatham (54), Walter Barnes (52), Frank Wydo (47-51), Vic Sears (43)
- 80 Plaxico Burress (00), Matt Cushing (89), Jahine Arnold (96-98), Johnnie Barnes (95), Charles Davenport (92-94), Mark Stock (89), Theo Young (87), Russell Hairston (87), Warren Seitz (86), Frank Pokorny (85), Wayne Capers (83-84), Joe Fowlkes (60), Jack Butler (51-59), George Hays (51)
- 81 Troy Edwards (99-00), Charles Johnson (94-98), Jeff Graham (91-93), Mike Hinnant (88), Lynel Alston (87), Darrell Nelson (84-85), Paul Skansi (83), Elbie Nickel (48-49, 51-57)
- 82 Bobby Shaw (99-00), Henry Bailey (98), Yancey Thigpen (92-97), Derek Hill (89-90), John Stallworth (74-87), Dave Williams (73), Dennis Hughes (70-71), John Hilton (65-69), Chuck Logan (64), Tom Miner (58), Bob Gunderman (57), Don Fritz (56), Ed Meadows (55), Pat Brady (55), Joe Zombek (44), Ernie Cheatham (54), Bill Pearson (44), George Hays (52), Henry Minarik (51), Bill Long (49-50)
- 83 Kamil Loud (00), Malcolm Johnson (99-00), David Dunn (98), Andre Coleman (98), Corey Holiday (95-97), Louis Lipps (84-91), Melvin Anderson (87), Willie Sydnor (82), Theo Bell (76-80), Barry Pearson (72-73), Don Alley (69), Mike Clark (64-67), John Brown (61), Buddy Dial (59), Dick Lucas (59), Ed Bernet (58), John Nisby (57), Leo Bigbie (57), Fred Glatz (56), Ed Bernet (55), Dewey Brundage (54), Kirk Hinderlider (54), Roger Bradford (54)
- 84 Jerome Tuman (99-00), Harold Bishop (98), Kirk Botkin (96-97), Tracey Greene (95), Walter Rasby (94), Tim

ALL-TIME NUMBERS (continued)

- Greene (95), Walter Rasby (94), Tim Jorden (92-93), Mike Mularkey (89-91), Jeff Markland (88), Danzell Lee (87), Chris Kolodziejski (84), Randy Grossman (74-80), Chuck Dicus (73), Tony Jeter (66-68), Lee Folkins (65), Buddy Dial (60-63), Gem Nagler (59), R.K. Brown (59), Bill McPeak (51-52, 54-57), Larry Cabrelli (43)
- 85 Cory Geason (00)**, Mitch Lyons (97-99), Jonathan Hayes (94-96), Craig Keith (93), Russ Campbell (92), Terry O'Shea (89-90), Troy Johnson (88), Calvin Sweeney (80-87), Ernie Pough (76-77), Dave Davis (73), Bob Adams (69-71), Jerry Marlon (67), Gary Bailman (63-66), Bob Schnelker (62), Clayton Tave (60), Don Bishop (58-59), Bill Michael (57), Joe O'Malley (55-56), Joe Zombek (54-55), Dick Hensley (52), Val Jansante (51), Fred Smith (51), Tony Bova (43)
- 86 Hines Ward (98-00)**, John Farquhar (96), Damon Mays (95), Eric Green (90-94), Preston Golhard (85-88), Ralph Britt (87), Gregg Garrity (83-84), Jim Smith (77-82), Reggie Garrett (74-75), Glenn Scolnick (73), J.R. Wilburn (66-70), John Burrell (62-64), Len Burnett (61), Jimmie Orr (58-60), Jon Evans (58), Perry Richards (57), Bob O'Neil (56-57), Ed Meadows (55), Pat O'Donohue (55), Don Fritz (54), Tom Jelley (51-52), Charles Mehlich (51), Carl Samuelson (49,51)
- 87 Mark Bruener (95-00)**, Craig Keith (94), Adrian Cooper (91-93), Weegie Thompson (84-89), John Rodgers (82-83), Johnny Dirden (81), Jim Mandich (78), Larry Brown (71-76), Roy Jefferson (65-69), Don Larose (64), Glen Glass (62), Harlon Hill (62), John Simko (61), Jack McClaren (55-60), Leo Davis (54)
- 88 Courtney Hawkins (97-00)**, Andre Hastings (93-95), Mark Didio (92), Chris Calloway (90-91), Jason Johnson (89), Joey Clinkscales (87-88), Jessie Britt (86), John Rodgers (84), Craig Dunaway (83), Lynn Swann (74-82), Dave Smith (70-72), Dick Kotite (68), Steve Smith (66), John Powers (61-65), Bob Schnelker (61), Steve Mellinger (61), Gary Chestang (61), Pete Brewster (59-60), Tom Miner (58-59), Hal Smith (58), John Stock (56), George Sulima (52, 54, 56), George Nicksich (51)
- 89 Will Blackwell (97-00)**, Ernie Mills (91-96), Charles Lockett (87-88), Bennie Cunningham (76-85), John McMakin (72-74), Marsh Cropper (67-69), Jim Kelly (64), Bobby Joe Green (60-61), Dick Lasse (56-59), Perry Richards (57), Jack O'Brien (54-57), Pat Smithwick (52), Ernie Stautner (51), Pete Barbolak (49), Tom Miller (43)
- 90 Donnel Thompson (00)**, Reggie Lowe (99), Bill Johnson (95-96), Jeff Zgonina (93-94), Huey Richardson (91-92), Tyrone Stowe (87-90), Steve Apke (87), Bob Kohrs (81-85), George Webster (72-73), Dick Lasse (58), Leon Jamison (58), John Howle (56)
- 91 Aaron Smith (99-00)**, Israel Raybon (96), Kevin Greene (93-95), Craig Veasey (91), Jerrol Williams (89), Gregg Carr (85-88), Dan McBride (56)
- 92 Jason Gildon (94-00)**, Elinaldo Webster (92), Jerry Olsavsky (89), Michael Minter (87), Keith Gary (83-88), Larry Aldrich (58), Don Penza (56)
- 93 Joel Stead (92-99)**, Keith Willis (81-87, 89-91), John Stock (56)
- 94 Jeremy Staat (98-00)**, Chad Brown (93-96), Jeff Brady (91), Albert Williams (87), Terry Echols (84), Dick Murley (56)
- 95 Greg Lloyd (88-97)**, John Goodman (81-85), Jackie Cline (87), Xavier Warren (87)
- 96 Kendrick Clancy (00)**, Mike Vrabel (97), Brentson Buckner (94-96), Ricky Sutton (93), Jackie Cline (87), Anthony Henton (86, 88)
- 97 Chad Kelsay (99)**, Rod Manuel (97-98), Ray Seals (94-96), Aaron Jones (88-92), Joe Williams (87)
- 98 Ernie Brown (99)**, Oliver Gibson (95-98), Gerald Williams (86-94)
- 99 Levon Kirkland (92-00)**, A.J. Jenkins (89-90), Darryl Sims (85-86), Avon Riley (87), Michael Minter (87)

STEELERS EXPERIENCE IN POSTSEASON**STEELERS WITH POSTSEASON EXPERIENCE AS STEELERS (11):**

- 9 games (1) - LB Jason Gildon*
- 7 games (2) - DB Lethon Flowers*, QB Kordell Stewart*
- 6 games (1) - DB Myron Bell*
- 5 games (1) - TE Mark Bruener*
- 4 games (3) - RB Jerome Bettis, P Josh Miller, FB Jon Witman
- 3 games (1) - OG Tom Myslinski
- 2 games (2) - CB Chad Scott, WR Will Blackwell

*On Super Bowl XXX Roster

NOTES: TE Mark Bruener was on reserve/injured list during 1996 postseason. , LB Earl Holmes was inactive for 1996 postseason.

STEELERS WITH POSTSEASON EXPERIENCE ON OTHER NFL TEAMS (10):

- 6 games (2) - DE Chris Sullivan (New England), OG Rich Tylski (Jacksonville)
- 5 games (1) - LB Mike Jones (L.A. Raiders, St. Louis Rams)
- 4 games (1) - CB Dewayne Washington (Minnesota)
- 2 games (1) - C Jeff Hartings (Detroit)
- 1 game (5) - OG Roger Duffy (NY Jets), OT Larry Tharpe (Detroit), OG Tom Myslinski (Dallas), S Mike Logan (Jacksonville), WR Kamil Loud (Buffalo)

CURRENT STEELERS WITH NO POSTSEASON EXPERIENCE (31):

S Brent Alexander, S Ainsley Battles, K Kris Brown, NT Kendrick Clancy, S Nakia Codie, DE Chris Combs, TE Matt Cushing, WR Troy Edwards, OG Alan Faneca, LB John Fiala, RB Chris Fuamatu-Ma'afala, OT Wayne Gandy, TE Corey Geason, QB Kent Graham, LB Clark Haggans, FB Dan Kreider, QB Tee Martin, LB Joey Porter, CB Hank Poteat, OL Oliver Ross, LS Mike Schneck, WR Bobby Shaw, CB Jason Simmons, DE Aaron Smith, OT Marvel Smith, LB Donnel Thompson, CB Deshea Townsend, TE Jerame Tuman, DL Kimo von Oelhoffen, WR Hines Ward and RB Amos Zereoue.



STEELERS' LONGEST PLAYS

Longest Runs From Scrimmage

- 97t Bobby Gage (12/4/49 at Chicago Bears)
- 87t John Henry Johnson (12/11/60 vs. Philadelphia)
- 85t John Fuqua (12/20/70 at Philadelphia)
- 80t Kordell Stewart (12/22/96 at Carolina)**
- 77t Dick Hoak (10/20/68 vs. New Orleans)
- 75t Franco Harris (11/19/72 at Cleveland)
- 75 Buist Warren (11/11/45 vs. Chicago Cardinals)
- 75 Sidney Thornton (9/23/79 vs. Baltimore) (TRS)
- 74t Kordell Stewart (10/5/97 at Baltimore)**
- 73t Bill Asbury (9/17/67 vs. Chicago)
- 72t John Fuqua (12/20/70 at Philadelphia)
- 71t Franco Harris (10/7/79 at Cleveland)
- 70t Warren Williams (11/4/90 vs. Atlanta) (TRS)
- 70t Rocky Bleier (10/7/79 at Cleveland)

Longest Pass Plays

- 90 Bubby Brister to Dwight Stone (10/14/90 at Denver)
- 90t Terry Bradshaw to Mark Malone (11/8/81 at Seattle)
- 89t Neil O'Donnell to Dwight Stone (9/1/91 vs. San Diego) (TRS)
- 89t Bubby Brister to Louis Lipps (11/13/88 vs. Philadelphia) (TRS)
- 88t Rudy Bukich to Buddy Dial (10/22/61 vs. Cleveland)
- 87t Terry Bradshaw to Dave Smith (12/6/70 vs. Green Bay) (TRS)
- 87t Bill Nelsen to Gary Ballman (11/28/65 vs. Cleveland)
- 84t Mike Tomczak to Charles Johnson (12/24/94 at San Diego)
- 84t Ron Smith to Roy Jefferson (9/18/66 vs. Detroit)
- 81t Terry Bradshaw to Ron Shanklin (11/29/70 vs. Cleveland) (TRS)
- 80t Bubby Brister to Louis Lipps (12/4/88 at Houston)
- 80t Bubby Brister to Louis Lipps (9/11/88 at Washington)
- 80t David Woodley to Louis Lipps (9/2/84 vs. Kansas City) (TRS)
- 80t Merlyn Condit to Bill Dudley (10/27/48 at Boston)
- 79t Bubby Brister to Louis Lipps (12/24/89 at Tampa Bay)
- 79t Ron Smith to Gary Ballman (9/25/66 vs. Washington)
- 78t Terry Bradshaw to Dave McMakin (12/3/72 vs. Cleveland) (TRS)
- 78t Jim Finks to Ray Mathews (10/17/54 vs. Cleveland)
- 77t Kent Graham to Hines Ward (10/15/00 vs. Cincinnati) (TRS)**
- 77t Jim Finks to Ray Mathews (11/8/53 at Cleveland)
- 77t Joe Garl to Elbie Nickel (10/14/51 vs. San Francisco)
- 74t Terry Bradshaw to John Stallworth (12/5/82 vs. Kansas City) (TRS)
- 71t Neil O'Donnell to **Kordell Stewart (11/19/95 at Cincinnati)**

Longest Punts

- 82 Joe Geri (11/20/49 at Green Bay)
- 75 Bobby Joe Green (1960)
- 75 Josh Miller (12/2/99 at Jacksonville)**
- 74 Craig Colquitt (12/7/81 at Oakland) and Bob Cifers (1947)
- 73 Josh Miller (9/20/98 at Miami)**
- 72 Josh Miller (10/26/97 vs. Jacksonville) (TRS)**

Longest Punt Returns

- 90 Brady Keys (9/20/64 vs. N.Y. Giants)
- 82 Brady Keys (9/22/63 vs. N.Y. Giants)
- 80t Rod Woodson (10/25/92 at Kansas City)
- 80t Roy Jefferson (11/10/68 at St. Louis)
- 72t Andre Hastings (9/10/95 at Houston)

Longest Kickoff Returns

- 101t Don McCall (11/23/69 at Minnesota)
- 98t Will Blackwell (12/24/00 at San Diego)**
- 97t Will Blackwell (10/5/97 at Baltimore)**
- 96t Billy Wells (10/13/57 vs. Chicago Cardinals)
- 95t Larry Anderson (10/15/78 at Cleveland)
- 94t Mike Collier (10/26/75 at Green Bay)
- 93t Jim (Cannonball) Butler (10/30/66 at Dallas)
- 93t Lynn Chandnois (10/12/52 at Philadelphia, 10/3/53 vs. N.Y. Giants)
- 92t Dwight Stone (12/4/88 at Houston)
- 92t Rod Woodson (10/9/88 at Phoenix)
- 91t Eric Pegram (11/3/96 vs. St. Louis Rams) (TRS)

Longest Interception Returns

- 99t Martin Kottler (9/27/33 vs. Chicago Cardinals)
- 91 Jack Hinkle (10/9/43 vs. N.Y. Giants)
- 86t Glen Edwards (9/30/73 at Houston)
- 82t Tony Compagno (11/7/48 vs. Green Bay)
- 82t Jim Bradshaw (10/24/65 at Philadelphia)
- 81t Russ Craft (10/17/54 vs. Cleveland)
- 80t Bill Dudley (11/3/46 vs. Washington)
- 78t Dewayne Washington (11/22/98 vs. Jacksonville) (TRS)**

Longest Field Goals

- 55 Gary Anderson (11/25/84 vs. San Diego) (TRS)
- 54 Gary Anderson (12/8/91 at Houston)
- 53 Gary Anderson (10/21/84 at Indianapolis)
- 52 Kris Brown (12/11/00 vs. Philadelphia) (TRS)**
- 52 Norm Johnson (11/9/97 vs. Baltimore) (TRS)
- 52 Gary Anderson (11/13/88 vs. Philadelphia) (TRS)
- 52 Gary Anderson (11/17/85 at Houston)
- 52 Gary Anderson (11/22/87 at Cincinnati)
- 51 Kris Brown (10/25/99 vs. Atlanta) (TRS)**
- 50 Norm Johnson (11/19/95 at Cincinnati)
- 50 Gary Anderson (9/13/87 vs. San Francisco) (TRS)
- 50 Gary Anderson (11/6/94 at Houston)
- 50 Lou Michaels (9/15/63 at Philadelphia)

Longest Fumble Return

- 102t Travis Davis (12/26/99 vs. Carolina) (TRS)
- 94t Greg Best (10/16/83 vs. Cleveland) (TRS)

Blocked Kick Return

- 83t Dale Dodrill (12/14/52 at Los Angeles Rams)

OPPONENT LONGEST PLAYS

Opponent Longest Runs From Scrimmage

- 94t O.J. Simpson (10/29/72 at Buffalo)
 88t O.J. Simpson (9/28/75 vs. Buffalo)
 82t Derrick Alexander (12/18/99 vs. Kansas City)
 * 78t Curtis Martin (1/5/97 at New England)
 77t Greg Bell (12/15/85 vs. Buffalo)
 65t James Brooks (10/8/97 vs. Cincinnati)
 65 Joe Morris (12/21/85 at NY Giants)
 64 Ron Davenport (12/18/88 vs. Miami)
 64t Priest Holmes (12/12/99 vs. Baltimore)
 61t Jeff Hayes (10/13/86 at Cincinnati)
 60t Garry James (12/7/86 vs. Detroit)
 60 Kenny King (12/7/81 at Oakland)

Opponent Longest Pass Plays

- 88t Steve Beuerlein to Patrick Jeffers (12/26/99 vs. Carolina)
 86t Boomer Esiason to Eddie Brown (11/6/88 at Cin.)
 86t Bob Griese to Paul Warfield (11/14/71 at Miami)
 84t Greg Landry to Ron Jessie (9/16/73 vs. Detroit)
 82t Len Dawson to Otis Taylor (10/18/71 at K.C.)
 81t Jack Trudeau to Jessie Hester (11/22/92 vs. Ind.)
 79 Tim Couch to Kevin Johnson (9/17/00 at Cle.)
 77t Bernie Kosar to Reggie Langhorne (11/20/88 at Cleveland)
 76t Jeff Blake to Darnay Scott (11/28/99 vs. Cincinnati)
 76t Tony Banks to Qadry Ismail (12/12/99 vs. Bal.)
 76t Chris Chandler to Chris Sanders (12/3/95 vs. Hou.)
 76t Bucky Richardson to Ernest Givins (10/3/94 vs. Hou.)
 76t Brett Favre to Sterling Sharpe (9/27/92 at G. Bay)
 76t Steve Grogan to Stephen Starring (9/25/83 vs. N.E.)

Opponent Longest Punts

- 84 Harry Newsome (12/20/92 vs. Minnesota)
 78 Craig Hentrich (12/00 vs. Tennessee)
 69 Greg Coleman (9/21/86 at Minnesota)
 68 Dan Pastorini (11/9/75 vs. Houston)
 66 Darren Bennett (10/1/95 vs. San Diego)
 65 Bryan Barker (10/1/00 at Jacksonville)
 65 Louie Aguiar (9/13/92 vs. NY Jets)
 65 Lee Johnson (11/17/85 at Houston)
 65 Jerrel Wilson (11/12/72 vs. Kansas City)
 64 Greg Montgomery (9/8/96 vs. Baltimore)
 64 Lee Johnson (10/19/92 vs. Cincinnati)
 64 Jerrel Wilson (11/16/75 vs. Kansas City)

Opponent Longest Punt Returns

- 94t Charlie Rogers (9/26/99 vs. Seattle)
 91t Eric Metcalf (10/24/93 at Cleveland)
 87t Tommy Vigorito (9/10/81 at Miami)

- 87t Rick Upchurch (11/6/77 at Denver)
 81t Robbie Martin (11/24/83 at Detroit)
 72t O.J. McDuffie (12/13/93 at Miami)
 68 Willard Harrell (9/16/79 at St. Louis Cardinals)
 58t Lionel James (11/25/84 vs. San Diego)

Opponent Longest Kickoff Returns

- 100t Gerald McNeil (10/5/86 vs. Cleveland)
 100t Larry Krause (12/6/70 vs. Green Bay)
 99t Gaston Green (10/29/90 vs. LA Rams)
 97t Brian Mitchell (9/7/97 vs. Washington)
 97t Tony Smith (9/27/93 at Atlanta)
 97t Boyce Green (12/21/86 at Kansas City)
 97t JoJo Townsell (12/13/86 at NY Jets)
 97t Bobby Humphrey (9/6/84 at NY Jets)
 97t Carl Roaches (9/18/83 at Houston)

Opponent Longest Interceptions Returns

- 97t Darryl Williams (11/7/93 at Cincinnati)
 77t Mike Brim (9/13/92 vs. NY Jets)
 77t John Jefferson (11/18/79 at San Diego)
 75t Brian Washington (10/2/88 vs. Cleveland)
 * 75t Vernon Perry (1/6/80 vs. Houston)
 70 Louis Breeden (11/11/84 at Cincinnati)
 70 Roosevelt Barnes (11/24/83 at Detroit)
 65t Jim Kearney (11/12/72 vs. Kansas City)
 63t Rodney Harrison (12/24/00 at San Diego)
 61t Calvin Jackson (11/25/96 at Miami)
 59t Eugene Daniel (12/29/96 vs. Indianapolis)

Opponent Longest Field Goals

- 54 Tony Zendejas (9/12/93 at LA Rams)
 53 Mike Hollis (10/8/95 at Jacksonville)
 52 Richie Cunningham (8/31/97 vs. Dallas)
 52 Mike Hollis (9/1/96 at Jacksonville)
 52 Steve Christie (11/14/94 vs. Buffalo)
 52 Eddie Murray (10/25/92 at Kansas City)
 52 Pat Leahy (9/6/84 at NY Jets)
 52 Grant Guthrie (10/11/70 vs. Buffalo)

Opponent Longest Fumble Returns

- 88t Keith McKenzie (11/9/98 vs. Green Bay)
 78t Quentin Coryatt (9/18/94 vs. Indianapolis)
 70t Al Smith (12/8/91 at Houston)
 70t Barney Bussey (11/18/90 at Cincinnati)
 65t Thomas Howard (9/6/81 vs. Kansas City)

Opponent Blocked Kick Return

- 78t Lloyd Burruss (12/1/86 vs. Kansas City)
 58t Chris Hudson (9/22/97 at Jacksonville)

*Playoff game

TOP TEN COLDEST GAMES

Date	Team	W-L	Score	Temp.
Sun. Dec., 10, 1977	at Cincinnati	L	10-17	2°
Sun. Dec. 17, 1989	vs. New England	W	28-10	5°
Sun. Jan. 4, 1976*	vs. Oakland	W	16-10	16°
Sun. Dec. 18, 1983	at Cleveland	L	17-30	20°
Sun. Dec. 15, 1985	vs. Buffalo	W	30-24	22°
Sun. Dec. 12, 1982	at Buffalo	L	0-13	22°
Sun. Jan. 6, 1980*	vs. Houston	W	27-13	22°
Sun. Jan. 6, 1996*	vs. Buffalo	W	40-21	23°
Sun. Dec. 18, 1988	vs. Miami	W	40-24	23°

* Playoff game.

WARMEST GAMES

Date	Team	W-L	Score	Temp.
Sun. Oct. 9, 1988	at Phoenix	L	14-31	94°
Sun. Sept. 20, 1992	at San Diego	W	23-6	92°
Sun. Sept. 6, 1998	at Baltimore	W	20-13	91°
Sun. Sept. 18, 1995	at Miami	L	10-23	91°
Sun. Sept. 10, 1981	at Miami	L	10-30	89°



THE LAST TIME

OVERTIME GAME WON

By Steelers — Steelers 24, New England 21, 12/13/97

By Opponents — Philadelphia 26, Steelers 23, 11/12/00

SHUTOUT

By Steelers — Steelers 22, Cleveland 0, 10/22/00

By Opponents — Baltimore 16, Steelers 0, 9/2/00

KICKOFF RETURNED FOR A TD

By Steelers — Will Blackwell (98 yards), at San Diego, 12/24/00

By Opponents — Brian Mitchell (97 yards), vs. Washington, 9/7/97

PUNT RETURNED FOR A TD

By Steelers — Hank Poteat (53 yards), vs. Washington, 12/16/00

By Opponents — Charlie Rogers (94 yards), Seattle, 9/26/99

INTERCEPTED PASS RETURNED FOR A TD

By Steelers — Dewayne Washington (78 yards) vs. Jacksonville, 11/22/98

By Opponents — Rodney Harrison (63 yards), at San Diego, 12/24/00

FUMBLE RETURNED FOR A TD

By Steelers — Jason Gildon (7 yards) at Cincinnati, 11/26/00

By Opponents — Denard Walker (83 yards), Tennessee, 1/2/00

PUNT BLOCKED FOR A TD

By Steelers — Lance Brown (1 yard recovered by Fred McAfee) at Kansas City, 10/26/98

By Opponents — Frank Minnifield (11 yards), Cleveland, 11/20/88

FIELD GOAL BLOCKED FOR A TD

By Steelers — Bob O'Neill (73 yards) vs. Chicago Cards, 10/13/57

By Opponents — Chris Hudson (68 yards), Jacksonville, 9/22/97

SAFETY SCORED

By Steelers — 10/15/00 vs. Cincinnati (Joey Porter sacked Scott Mitchell in end zone)

By Opponents — 1/2/00 vs. Tennessee (Tomczak tackled in end zone by John Thornton)

TWO 100-YARD RUSHERS IN SAME GAME

By Steelers — 10/26/86 vs. Cincinnati (Jackson 132, Abercrombie 109)

By Opponents — None

200 YARDS RUSHING

By Steelers — Frenchy Fuqua (218 yards) at Philadelphia, 12/20/70

By Opponents — Fred Taylor (234 yards), Jacksonville, 11/19/00

300 YARDS PASSING

By Steelers — Mike Tomczak (309 yards), vs. Tennessee, 1/2/00

By Opponents — Kerry Collins (333), New York Giants, 12/10/00

400 YARDS PASSING

By Steelers — Bobby Layne (409 yards) vs. Chicago Cards, 12/13/58

By Opponents — Doug Williams (430 yards), Washington, 9/11/88

200 YARDS RECEIVING

By Steelers — Buddy Dial (235 yards) vs. Cleveland, 10/22/61

By Opponents — Qadry Ismail (258 yards), Baltimore, 12/12/99

FOUR TD PASSES

By Steelers — Bubby Brister vs. Cleveland, 12/23/90

By Opponents — Troy Aikman, Dallas, 8/30/97

FIVE TD PASSES

By Steelers — Mark Malone vs. Indianapolis, 9/8/85

By Opponents — Brian Sipe, Cleveland, 10/7/79

SIX TD PASSES

By Opponents — Jim Kelly, Buffalo, 9/8/91

THREE TD RECEPTIONS

By Steelers — Charles Johnson vs. Tennessee, 11/1/96

By Opponents — Qadry Ismail, Baltimore 12/12/99

FOUR TD RECEPTIONS

By Steelers — Roy Jefferson vs. Atlanta, 11/3/68

By Opponents — Don Beebe, Buffalo, 9/8/91

THREE TDs RUSHING

By Steelers — Jerome Bettis, at Arizona, 11/30/97 (OT)

By Opponents — Fred Taylor, Jacksonville, 11/19/00

FOUR FIELD GOALS

By Steelers — Norm Johnson vs. Buffalo, 1/6/96 (Divisional Playoff)

By Opponents — David Akers, Philadelphia, 11/12/00

FIVE FIELD GOALS

By Steelers — Kris Brown vs. Cleveland, 10/22/00

By Opponents — Scott Norwood, Buffalo, 9/25/88

SIX FIELD GOALS

By Steelers — Gary Anderson vs. Denver, 10/23/88

By Opponents — Todd Peterson, Seattle, 9/26/99

THREE INTERCEPTIONS

By Steelers — Darren Perry at Cleveland, 9/11/94

By Opponents — Dick Anderson (4), Miami, 12/3/73

FOUR INTERCEPTIONS

By Steelers — Jack Butler vs. Washington, 12/13/53

By Opponents — Dick Anderson, Miami, 12/3/73

68 YEARS WITH THE STEELERS

2000

BILL COWHER, Head Coach
Steelers Opp.

9/2	Baltimore	0	16	[L]
9/10	Idie			
9/17	at Cleveland	20	23	[L]
9/24	Tennessee	20	23	[L]
10/1	at Jacksonville	24	13	[W]
10/8	at New York Jets	20	3	[W]
10/15	Cincinnati	15	0	[W]
10/22	Cleveland	22	0	[W]
10/29	at Baltimore	9	6	[W]
11/5	at Tennessee	7	9	[L]
11/12	Philadelphia (OT)	23	26	[L]
11/19	Jacksonville	24	34	[L]
11/26	at Cincinnati	48	23	[W]
12/3	Oakland	21	20	[W]
12/10	at New York Giants	10	30	[L]
12/16	Washington	24	3	[W]
12/24	at San Diego	34	21	[W]

Won 9, Lost 7 (H 4-4, A 5-3)

1999

BILL COWHER, Head Coach
Steelers Opp.

9/12	at Cleveland	43	0	[W]
9/19	at Baltimore	23	20	[W]
9/26	Seattle	10	29	[L]
10/3	Jacksonville	3	17	[L]
10/10	at Buffalo	21	24	[L]
10/17	at Cincinnati	17	3	[W]
10/25	Atlanta	13	9	[W]
10/31	AFC Central idle			
11/7	at San Francisco	27	6	[W]
11/14	Cleveland	15	16	[L]
11/21	at Tennessee	10	16	[L]
11/28	Cincinnati	20	27	[L]
12/2	at Jacksonville	6	20	[L]
12/12	Baltimore	24	31	[L]
12/18	at Kansas City	19	35	[L]
12/26	Carolina	30	20	[W]
1/2	Tennessee	27	36	[L]

Won 6, Lost 10 (H 2-6, A 4-4) . 317 320

1998

BILL COWHER, Head Coach
Steelers Opp.

9/6	at Baltimore	20	13	[W]
9/13	Chicago	17	12	[W]
9/20	at Miami	0	21	[L]
9/27	Seattle	13	10	[W]
10/4	AFC Central idle			
10/11	at Cincinnati	20	25	[L]
10/18	Baltimore	16	6	[W]
10/26	at Kansas City	20	13	[W]
11/1	Tennessee	31	41	[L]
11/9	Green Bay	27	20	[W]
11/15	at Tennessee	14	23	[L]
11/22	Jacksonville	30	15	[W]
11/26	at Detroit (OT)	16	19	[L]
12/6	New England	9	23	[L]
12/13	at Tampa Bay	3	16	[L]
12/20	Cincinnati	24	25	[L]
12/28	at Jacksonville	3	21	[L]

Won 7, Lost 9 (H 5-3, A 2-6) . 263 303

1997

BILL COWHER, Head Coach
Steelers Opp.

8/31	Dallas	7	37	[L]
9/7	Washington	14	13	[W]

9/14	AFC Central idle			
9/22	at Jacksonville	21	30	[L]
9/28	Tennessee	37	24	[W]
10/5	at Baltimore	42	34	[W]
10/12	Indianapolis	24	22	[W]
10/19	at Cincinnati	26	10	[W]
10/26	Jacksonville (OT)	23	17	[W]
11/3	at Kansas City	10	13	[L]
11/9	Baltimore	37	0	[W]
11/16	Cincinnati	20	3	[W]
11/23	at Philadelphia	20	23	[L]
11/30	at Arizona (OT)	26	20	[W]
12/7	Denver	35	24	[W]
12/13	at New England (OT)	24	21	[W]
12/21	at Tennessee	6	16	[L]

Won 11, Lost 5 (H 7-1, A 4-4) . 372 307

1/3	New England	7	6	[W]
-----	-------------	---	---	-----

AFC Championship Game

1/11	Denver	21	24	[L]
------	--------	----	----	-----

1996

BILL COWHER, Head Coach
Steelers Opp.

9/1	at Jacksonville	9	24	[L]
9/8	Baltimore	31	17	[W]
9/16	Buffalo	24	6	[W]
9/22	AFC Central idle			
9/29	Houston	30	16	[W]
10/7	at Kansas City	17	7	[W]
10/13	Cincinnati	20	10	[W]
10/20	at Houston	13	23	[L]
10/27	at Atlanta	20	17	[W]
11/3	St. Louis	42	6	[W]
11/10	at Cincinnati	24	34	[L]
11/17	Jacksonville	28	3	[W]
11/25	at Miami	24	17	[W]
12/1	at Baltimore	17	31	[L]
12/8	San Diego	16	3	[W]
12/15	San Francisco	15	25	[L]
12/22	at Carolina	14	18	[L]

Won 10, Lost 6 (H 7-1, A 3-5) . 344 257

AFC Wild Card Playoff Game

12/29	Indianapolis	42	14	[W]
-------	--------------	----	----	-----

AFC Playoff Game

1/5	at New England	3	28	[L]
-----	----------------	---	----	-----

1995

BILL COWHER, Head Coach
Steelers Opp.

9/3	Detroit	23	20	[W]
9/10	at Houston	34	17	[W]
9/18	at Miami	10	23	[L]
9/24	Minnesota	24	44	[L]
10/1	San Diego	31	16	[W]
10/8	at Jacksonville	16	20	[L]
10/15	AFC Central idle			
10/19	Cincinnati	9	27	[L]
10/29	Jacksonville	24	7	[W]
11/5	at Chicago (OT)	37	34	[W]
11/13	Cleveland	20	3	[W]
11/19	at Cincinnati	49	31	[W]
11/26	at Cleveland	20	17	[W]
12/3	Houston	21	7	[W]
12/10	at Oakland	29	10	[W]
12/16	New England	41	27	[W]
12/24	at Green Bay	19	24	[L]

Won 11, Lost 5 (H 6-2, A 5-3) . 407 327

AFC Playoff Game

1/6	Buffalo	40	21	[W]
-----	---------	----	----	-----

AFC Championship Game

1/14	Indianapolis	20	16	[W]
------	--------------	----	----	-----

Super Bowl XXX (Phoenix, Az.)				
1/28	Dallas	17	27	[L]

1994

BILL COWHER, Head Coach
Steelers Opp.

9/4	Dallas	9	26	[L]
9/11	at Cleveland	17	10	[W]
9/18	Indianapolis	31	21	[W]
9/25	at Seattle	13	30	[L]
10/3	Houston	30	14	[W]
10/4	AFC Central idle			
10/15	Cincinnati	14	10	[W]
10/23	at New York Giants	10	6	[W]
10/30	at Arizona (OT)	17	20	[L]
11/6	at Houston (OT)	12	9	[W]
11/14	Buffalo	23	10	[W]
11/20	Miami (OT)	16	13	[W]
11/27	at L.A. Raiders	21	3	[W]
12/4	at Cincinnati	38	15	[W]
12/11	Philadelphia	14	3	[W]
12/18	Cleveland	17	7	[W]
12/24	at San Diego	34	37	[L]

Won 12, Lost 4 (H 7-1, A 5-3) . 316 234

AFC Playoff Game

1/7	Cleveland	29	9	[W]
-----	-----------	----	---	-----

AFC Championship Game

1/15	San Diego	13	17	[L]
------	-----------	----	----	-----

1993

BILL COWHER, Head Coach
Steelers Opp.

9/5	San Francisco	13	24	[L]
9/12	at Los Angeles Rams	0	27	[L]
9/19	Cincinnati	34	7	[W]
9/27	at Atlanta	45	17	[W]
10/3	AFC Central idle			
10/10	San Diego	16	3	[W]
10/17	New Orleans	37	14	[W]
10/24	at Cleveland	23	28	[L]
10/31	AFC Central idle			
11/7	at Cincinnati	24	16	[W]
11/15	Buffalo	23	0	[W]
11/21	at Denver	13	37	[L]
11/28	at Houston	3	23	[L]
12/5	New England	17	14	[W]
12/13	at Miami	21	20	[W]
12/19	Houston	17	26	[L]
12/26	at Seattle	6	16	[L]
1/2	Cleveland	16	9	[W]

Won 9, Lost 7 (H 6-2, A 3-5) . 308 281

AFC Wild Card Playoff Game

1/8	at Kansas City (OT)	24	27	[L]
-----	---------------------	----	----	-----

1992

BILL COWHER, Head Coach
Steelers Opp.

9/6	at Houston	29	24	[W]
9/13	New York Jets	27	10	[W]
9/20	at San Diego	23	6	[W]
9/27	at Green Bay	3	17	[L]
10/4	AFC Central idle			
10/11	at Cleveland	9	17	[L]
10/19	Cincinnati	20	0	[W]
10/25	at Kansas City	27	3	[W]
11/1	Houston	21	20	[W]
11/8	at Buffalo	20	28	[L]
11/15	Detroit	17	14	[W]
11/22	Indianapolis	30	14	[W]
11/29	at Cincinnati	21	9	[W]
12/6	Seattle	20	14	[W]
12/13	at Chicago	6	30	[L]

68 YEARS WITH THE STEELERS

12/20	Minnesota	3	6	[L]
12/27	Cleveland	23	13	[W]
Won 11, Lost 5 (H 7-1, A 4-4) ... 299 225				
AFC Playoff Game				
1/9	Buffalo	3	24	[L]

1991

CHUCK NOLL, Head Coach

Steelers Opp.				
9/1	San Diego	26	20	[W]
9/8	at Buffalo	34	52	[L]
9/15	New England	20	6	[W]
9/22	at Philadelphia	14	23	[L]
9/29	AFC Central idle			
10/6	at Indianapolis	21	3	[W]
10/14	New York Giants	20	23	[L]
10/20	Seattle	7	27	[L]
10/27	at Cleveland	14	17	[L]
11/3	at Denver	13	20	[L]
11/10	at Cincinnati (OT)	33	27	[W]
11/17	Washington	14	41	[L]
11/24	Houston	26	14	[W]
11/28	at Dallas	10	20	[L]
12/8	at Houston	6	31	[L]
12/15	Cincinnati	17	10	[W]
12/22	Cleveland	17	10	[W]
Won 7, Lost 9 (H 5-3, A 2-6) ... 292 344				

1990

CHUCK NOLL, Head Coach

Steelers Opp.				
9/9	at Cleveland	3	13	[L]
9/16	Houston	20	9	[W]
9/23	at L.A. Raiders	3	20	[L]
9/30	Miami	6	28	[L]
10/7	San Diego	36	14	[W]
10/14	at Denver	34	17	[W]
10/21	at San Francisco	7	27	[L]
10/29	L.A. Rams	41	10	[W]
11/4	Atlanta	21	9	[W]
11/11	AFC Central idle			
11/18	at Cincinnati	3	27	[L]
11/25	at New York Jets	24	7	[W]
12/2	Cincinnati	12	16	[L]
12/9	** New England	24	3	[W]
12/16	at New Orleans	9	6	[W]
12/23	Cleveland	35	0	[W]
12/30	at Houston	14	34	[L]
Won 9, Lost 7 (H 6-2, A 3-5) ... 292 240				
**Noll's 200th win				

1989

CHUCK NOLL, Head Coach

Steelers Opp.				
9/10	Cleveland	0	51	[L]
9/17	at Cincinnati	10	41	[L]
9/24	Minnesota	27	14	[W]
10/1	at Detroit	23	3	[W]
10/8	Cincinnati	16	26	[L]
10/15	at Cleveland	17	7	[W]
10/22	at Houston	0	27	[L]
10/29	Kansas City	23	17	[W]
11/5	at Denver	7	34	[L]
11/12	Chicago	0	20	[L]
11/19	San Diego	20	17	[W]
11/26	at Miami	34	14	[W]
12/3	Houston	16	23	[L]
12/10	at New York Jets	13	3	[W]
12/17	New England	28	10	[W]
12/24	at Tampa Bay	31	22	[W]
Won 9, Lost 7 (H 4-4, A 5-3) ... 265 326				
AFC Wild Card Playoff Game				
12/31	at Houston (OT)	26	23	[W]
AFC Playoff Game				

1/7	at Denver	23	24	[L]
-----	-----------	----	----	-----

1988

CHUCK NOLL, Head Coach

Steelers Opp.				
9/4	Dallas	24	21	[W]
9/11	at Washington	29	30	[L]
9/18	Cincinnati	12	17	[L]
9/25	at Buffalo	28	36	[L]
10/2	Cleveland	9	23	[L]
10/9	at Phoenix	14	31	[L]
10/16	Houston	14	34	[L]
10/23	Denver	39	21	[W]
10/30	at New York Jets	20	24	[L]
11/6	at Cincinnati	7	42	[L]
11/13	Philadelphia	26	27	[L]
11/20	at Cleveland	7	27	[L]
11/27	Kansas City	16	10	[W]
12/4	at Houston	37	34	[W]
12/11	at San Diego	14	20	[L]
12/18	Miami	40	24	[W]
Won 5, Lost 11 (H 4-4, A 1-7) ... 336 421				

1987

CHUCK NOLL, Head Coach

Steelers Opp.				
9/13	San Francisco	30	17	[W]
9/20	at Cleveland	10	34	[L]
9/27	New York Jets	(Cancelled)		
10/4	at Atlanta	28	12	[W]
10/11	at Los Angeles Rams	21	31	[L]
10/18	Indianapolis	21	7	[W]
10/25	Cincinnati	23	20	[L]
11/1	at Miami	24	35	[L]
11/8	at Kansas City	17	16	[W]
11/15	Houston	3	23	[L]
11/22	at Cincinnati	30	16	[W]
11/29	New Orleans	16	20	[L]
12/6	Seattle	13	9	[W]
12/13	at San Diego	20	16	[W]
12/20	at Houston	16	24	[L]
12/26	Cleveland	13	19	[L]
Won 8, Lost 7 (H 4-3, A 4-4) ... 285 299				

1986

CHUCK NOLL, Head Coach

Steelers Opp.				
9/7	at Seattle	0	30	[L]
9/15	Denver	10	21	[L]
9/21	at Minnesota	7	31	[L]
9/28	at Houston (OT)	22	16	[W]
10/5	Cleveland	24	27	[L]
10/13	at Cincinnati	22	24	[L]
10/19	New England	0	34	[L]
10/26	Cincinnati	30	9	[W]
11/2	Green Bay	27	3	[W]
11/9	at Buffalo	12	16	[L]
11/16	Houston	21	10	[W]
11/23	at Cleveland (OT)	31	37	[L]
11/30	at Chicago (OT)	10	13	[L]
12/7	Detroit	27	17	[W]
12/13	at New York Jets	45	24	[W]
12/21	Kansas City	19	24	[L]
Won 6, Lost 10 (H 4-4, A 2-6) ... 307 336				

1985

CHUCK NOLL, Head Coach

Steelers Opp.				
9/6	Indianapolis	45	3	[W]
9/16	at Cleveland	7	17	[L]
9/22	Houston	20	0	[W]
9/30	Cincinnati	24	37	[L]
10/6	at Miami	20	24	[L]
10/13	at Dallas	13	27	[L]

10/20	St. Louis	23	10	[W]
10/27	at Cincinnati	21	26	[L]
11/3	Cleveland	10	9	[W]
11/10	at Kansas City	36	28	[W]
11/17	at Houston	30	7	[W]
11/24	Washington	23	30	[L]
12/1	Denver	23	31	[L]
12/8	at San Diego	44	54	[L]
12/15	Buffalo	30	24	[W]
12/21	at New York Giants	10	28	[L]
Won 7, Lost 9 (H 5-3, A 2-6) ... 379 355				

1984

CHUCK NOLL, Head Coach

Steelers Opp.				
9/2	Kansas City	27	37	[L]
9/6	at New York Jets	23	17	[W]
9/16	Los Angeles Rams	24	14	[W]
9/23	at Cleveland	10	20	[L]
10/1	** Cincinnati	38	17	[W]
10/7	Miami	7	31	[L]
10/14	at San Francisco	20	17	[W]
10/21	at Indianapolis	16	17	[L]
10/28	Atlanta	35	10	[W]
11/4	Houston	35	7	[W]
11/11	at Cincinnati	20	22	[L]
11/19	at New Orleans	24	27	[L]
11/25	San Diego	52	24	[W]
12/2	at Houston (OT)	20	23	[L]
12/9	Cleveland	23	20	[W]
12/16	at L.A. Raiders	13	7	[W]
Won 9, Lost 7 (H 6-2, A 3-5) ... 387 310				
**Noll's 150th win				

AFC Playoff Game

12/30	at Denver	24	17	[W]
-------	-----------	----	----	-----

AFC Championship Game

1/6	at Miami	28	45	[L]
-----	----------	----	----	-----

1983

CHUCK NOLL, Head Coach

Steelers Opp.				
9/4	Denver	10	14	[L]
9/11	at Green Bay	25	21	[W]
9/18	at Houston	40	28	[W]
9/25	New England	23	28	[L]
10/2	Houston	17	10	[W]
10/10	at Cincinnati	24	14	[W]
10/16	Cleveland	44	17	[W]
10/23	at Seattle	27	21	[W]
10/30	Tampa Bay	17	12	[W]
11/6	San Diego	26	3	[W]
11/13	at Baltimore	24	13	[W]
11/20	Minnesota	14	17	[L]
11/24	at Detroit	3	45	[L]
12/4	Cincinnati	10	23	[L]
12/10	at New York Jets	34	7	[W]
12/18	at Cleveland	17	30	[L]
Won 10, Lost 6 (H 4-4, A 6-2) ... 355 303				

AFC Playoff Game

1/1	at L.A. Raiders	10	38	[L]
-----	-----------------	----	----	-----

1982

CHUCK NOLL, Head Coach

Steelers Opp.				
9/13	at Dallas	36	28	[W]
9/19	Cincinnati (OT)	26	20	[W]
9/26	New York Giants	(Cancelled)		
10/3	at Denver	(Cancelled)		
10/11	Philadelphia	(Cancelled)		
10/17	at Washington	(Cancelled)		
10/24	Cleveland	(Postponed)		
10/31	at Cincinnati	(Cancelled)		
11/7	Houston	(Cancelled)		
11/14	New York Jets	(Cancelled)		

68 YEARS WITH THE STEELERS

11/21 at Houston	24	10	[W]
11/28 at Seattle	0	16	[L]
12/5 Kansas City	35	14	[W]
12/12 at Buffalo	0	13	[L]
12/19 at Cleveland	9	10	[L]
12/26 New England	37	14	[W]
1/2 Cleveland	37	21	[W]
Won 6, Lost 3 (H 4-0, A 2-3)	204	146	

AFC Tournament			
1/9 San Diego	28	31	[L]

1981

CHUCK NOLL, Head Coach

Steelers Opp.

9/6 Kansas City	33	37	[L]
9/10 at Miami	10	30	[L]
9/20 New York Jets	38	10	[W]
9/27 New England (OT)	27	21	[W]
10/4 at New Orleans	20	6	[W]
10/11 Cleveland	13	7	[W]
10/18 at Cincinnati	7	34	[L]
10/26 Houston	26	13	[W]
11/1 San Francisco	14	17	[L]
11/8 at Seattle	21	24	[L]
11/15 at Atlanta	34	20	[W]
11/22 at Cleveland	32	10	[W]
11/29 Los Angeles	24	0	[W]
12/7 at Oakland	27	30	[L]
12/13 Cincinnati	10	17	[L]
12/20 at Houston	20	21	[L]
Won 8, Lost 8 (H 5-3, A 3-5)	356	297	

1980

CHUCK NOLL, Head Coach

Steelers Opp.

9/7 Houston	31	17	[W]
9/14 at Baltimore	20	17	[W]
9/21 at Cincinnati	28	30	[L]
9/28 Chicago	38	3	[W]
10/5 at Minnesota	23	17	[W]
10/12 Cincinnati	16	17	[L]
10/20 Oakland	34	45	[L]
10/26 at Cleveland	26	27	[L]
11/2 Green Bay	22	20	[W]
11/9 at Tampa Bay	24	21	[W]
11/16 Cleveland	16	13	[W]
11/23 at Buffalo	13	28	[L]
11/30 Miami	23	10	[W]
12/4 at Houston	0	6	[L]
12/14 Kansas City	21	16	[W]
12/22 at San Diego	17	26	[L]
Won 9, Lost 7 (H 6-2, A 3-5)	352	313	

1979

CHUCK NOLL, Head Coach

Steelers Opp.

*9/3 at New England (OT)	16	13	[W]
9/9 Houston	38	7	[W]
9/16 at St. Louis	24	21	[W]
9/23 Baltimore	17	13	[W]
9/30 at Philadelphia	14	17	[L]
10/7 at Cleveland	51	35	[W]
10/14 at Cincinnati	10	34	[L]
10/22 Denver	42	7	[W]
10/28 Dallas	14	3	[W]
11/4 Washington	38	7	[W]
11/11 at Kansas City	30	3	[W]
11/18 at San Diego	7	35	[L]
11/25 Cleveland (OT)	33	30	[W]
12/2 Cincinnati	37	17	[W]
12/10 at Houston	17	20	[L]
12/16 Buffalo	28	0	[W]
Won 12, Lost 4 (H 8-0, A 4-4)	416	262	

*Noll's 100th win

AFC Playoff Game			
12/30 Miami	34	14	[W]
AFC Championship Game			
1/6 Houston	27	13	[W]
SUPER BOWL XIV (Pasadena, Calif.)			
1/20 Los Angeles	31	19	[W]

1978

CHUCK NOLL, Head Coach

Steelers Opp.

9/3 at Buffalo	28	17	[W]
9/10 Seattle	21	10	[W]
9/17 at Cincinnati	28	3	[W]
9/24 Cleveland (OT)	15	9	[W]
10/1 at New York Jets	28	17	[W]
10/8 Atlanta	31	7	[W]
10/15 at Cleveland	34	14	[W]
10/23 Houston	17	24	[L]
10/29 Kansas City	27	24	[W]
11/5 New Orleans	20	14	[W]
11/12 at Los Angeles	7	10	[L]
11/19 Cincinnati	7	6	[W]
11/27 at San Francisco	24	7	[W]
12/3 at Houston	13	3	[W]
12/9 Baltimore	35	13	[W]
12/16 at Denver	21	17	[W]
Won 14, Lost 2 (H 7-1, A 7-1)	356	195	

AFC Playoff Game

12/30 Denver	33	10	[W]
--------------	----	----	-----

AFC Championship Game

1/7 Houston	34	5	[W]
SUPER BOWL XIII (Miami, Fla.)			
1/21 Dallas	35	31	[W]

1977

CHUCK NOLL, Head Coach

Steelers Opp.

9/19 San Francisco	27	0	[W]
9/25 Oakland	7	16	[L]
10/2 at Cleveland	28	14	[W]
10/9 at Houston	10	27	[L]
10/17 Cincinnati	20	14	[W]
10/23 Houston	27	10	[W]
10/30 at Baltimore	21	31	[L]
11/6 at Denver	7	21	[L]
11/13 Cleveland	35	31	[W]
11/20 Dallas	28	13	[W]
11/27 at New York Jets	23	20	[W]
12/4 Seattle	30	20	[W]
12/10 at Cincinnati	10	17	[L]
12/18 at San Diego	10	9	[W]
Won 9, Lost 5 (H 6-1, A 3-4)	283	243	

AFC Playoff Game

12/24 at Denver	21	34	[L]
-----------------	----	----	-----

1976

CHUCK NOLL, Head Coach

Steelers Opp.

9/12 at Oakland	28	31	[L]
9/19 Cleveland	31	14	[W]
9/26 New England	27	30	[L]
10/4 at Minnesota	6	17	[L]
10/10 at Cleveland	16	18	[L]
10/17 Cincinnati	23	6	[W]
10/24 at New York Giants	27	0	[W]
10/31 San Diego	23	0	[W]
11/7 at Kansas City	45	0	[W]
11/14 Miami	14	3	[W]
11/21 Houston	32	16	[W]
11/28 at Cincinnati	7	3	[W]
12/5 Tampa Bay	42	0	[W]
12/11 at Houston	21	0	[W]
Won 10, Lost 4 (H 6-1, A 4-3)	342	138	

AFC Playoff Game			
12/19 at Baltimore	40	14	[W]
AFC Championship Game			
12/26 at Oakland	7	24	[L]

1975

CHUCK NOLL, Head Coach

Steelers Opp.

9/21 at San Diego	37	0	[W]
9/28 Buffalo	21	30	[L]
10/5 at Cleveland	42	6	[W]
10/12 Denver	20	9	[W]
10/19 Chicago	34	3	[W]
10/26 at Green Bay	16	13	[W]
11/2 at Cincinnati	30	24	[W]
11/9 Houston	24	17	[W]
11/16 Kansas City	28	3	[W]
11/24 at Houston	32	9	[W]
11/30 at New York Jets	20	7	[W]
12/7 Cleveland	31	17	[W]
12/13 Cincinnati	35	14	[W]
12/20 at Los Angeles	3	10	[L]
Won 12, Lost 2 (H 6-1, A 6-1)	373	162	

AFC Playoff Game

12/27 Baltimore	28	10	[W]
-----------------	----	----	-----

AFC Championship Game

1/4 Oakland	16	10	[W]
SUPER BOWL X (Miami, Fla.)			
1/18 Dallas	21	17	[W]

1974

CHUCK NOLL, Head Coach

Steelers Opp.

9/15 Baltimore	30	0	[W]
9/22 at Denver (OT)	35	35	[T]
9/29 Oakland	0	17	[L]
10/6 at Houston	13	7	[W]
10/13 at Kansas City	34	24	[W]
10/20 Cleveland	20	16	[W]
10/28 Atlanta	24	17	[W]
11/3 Philadelphia	27	0	[W]
11/10 at Cincinnati	10	17	[L]
11/17 at Cleveland	26	16	[W]
11/25 at New Orleans	28	7	[W]
12/1 Houston	10	13	[L]
12/8 at New England	21	17	[W]
12/14 Cincinnati	27	3	[W]
Won 10, Lost 3, Tied 1 (H 5-2, A 5-1-1)	305	189	

AFC Playoff Game

12/22 Buffalo	32	14	[W]
---------------	----	----	-----

AFC Championship Game

12/29 at Oakland	24	13	[W]
SUPER BOWL IX (New Orleans, La.)			
1/12 Minnesota	16	6	[W]

1973

CHUCK NOLL, Head Coach

Steelers Opp.

9/16 Detroit	24	10	[W]
9/23 Cleveland	33	6	[W]
9/30 at Houston	36	7	[W]
10/7 San Diego	38	21	[W]
10/14 at Cincinnati	7	19	[L]
10/21 New York Jets	26	14	[W]
10/28 Cincinnati	20	13	[W]
11/5 Washington	21	16	[W]
11/11 at Oakland	17	9	[W]
11/18 Denver	13	23	[L]
11/25 at Cleveland	16	21	[L]
12/3 at Miami	26	30	[L]
12/9 Houston	33	7	[W]

68 YEARS WITH THE STEELERS

12/15 at San Francisco	37 14
Won 10, Lost 4 (H 7-1, A 3-3)	347 210
AFC Wild Card Playoff Game	
12/22 at Oakland	14 33

1972

CHUCK NOLL, Head Coach

Steelers Opp.	
9/17 Oakland	34 28
9/24 at Cincinnati	10 15
10/1 at St. Louis	25 19
10/8 at Dallas	13 17
10/15 Houston	24 7
10/22 New England	33 3
10/29 at Buffalo	38 21
11/5 Cincinnati	40 17
11/12 Kansas City	16 7
11/19 at Cleveland	24 26
11/26 Minnesota	23 10
12/3 Cleveland	30 0
12/10 at Houston	9 3
12/17 at San Diego	24 2
Won 11, Lost 3 (H 7-0, A 4-3)	343 175

AFC Playoff Game

12/23 Oakland	13 7
---------------	------

AFC Championship Game

12/31 Miami	17 21
-------------	-------

1971

CHUCK NOLL, Head Coach

Steelers Opp.	
9/19 at Chicago	15 17
9/26 Cincinnati	21 10
10/3 San Diego	21 17
10/10 at Cleveland	17 27
10/18 at Kansas City	16 38
10/24 Houston	23 16
10/31 at Baltimore	21 34
11/7 Cleveland	26 9
11/14 at Miami	21 24
11/21 New York Giants	17 13
11/28 Denver	10 22
12/5 at Houston	3 29
12/12 at Cincinnati	21 13
12/19 Los Angeles	14 23
Won 6, Lost 8 (H 5-2, A 1-6)	246 292

1970

CHUCK NOLL, Head Coach

Steelers Opp.	
9/20 Houston	7 19
9/27 at Denver	13 16
10/3 at Cleveland	7 15
10/11 Buffalo	23 10
10/18 at Houston	7 3
10/25 at Oakland	14 31
11/2 Cincinnati	21 10
11/8 New York Jets	21 17
11/15 Kansas City	14 31
11/22 at Cincinnati	7 34
11/29 Cleveland	28 9
12/6 Green Bay	12 20
12/13 at Atlanta	16 27
12/20 at Philadelphia	20 30
Won 5, Lost 9 (H 4-3, A 1-6)	210 272

1969

CHUCK NOLL, Head Coach

Steelers Opp.	
9/21 Detroit	16 13
9/28 at Philadelphia	27 41
10/5 St. Louis	14 27

10/12 at New York	7 10
10/18 at Cleveland	31 42
10/26 Washington	7 14
11/2 Green Bay	34 38
11/9 at Chicago	7 38
11/16 Cleveland	3 24
11/23 at Minnesota	14 52
11/30 at St. Louis	10 47
12/7 Dallas	7 10
12/14 New York	17 21
12/21 at New Orleans	24 27
Won 1, Lost 13 (H 1-6, A 0-7)	218 404

1968

BILL AUSTIN, Head Coach

Steelers Opp.	
9/15 New York	20 34
9/22 at Los Angeles	10 45
9/29 Baltimore	7 41
10/5 at Cleveland	24 31
10/13 at Washington	13 16
10/20 New Orleans	12 16
10/27 Philadelphia	6 3
11/3 at Atlanta	41 21
11/10 at St. Louis	28 28
11/17 Cleveland	24 45
11/24 San Francisco	28 45
12/1 St. Louis	10 20
12/8 at Dallas	7 28
12/15 at New Orleans	14 24
Won 2, Lost 11, Tied 1	244 397
(H 1-6, A 1-5-1)	

1967

BILL AUSTIN, Head Coach

Steelers Opp.	
9/17 Chicago	41 13
9/24 St. Louis	14 28
10/1 at Philadelphia	24 34
10/7 at Cleveland	10 21
10/15 New York	24 27
10/22 Dallas	21 24
10/29 at New Orleans	14 10
11/5 Cleveland	14 34
11/12 at St. Louis	14 14
11/19 at New York	20 28
11/26 Minnesota	27 41
12/3 at Detroit	24 14
12/10 Washington	10 15
12/17 at Green Bay	24 17
Won 4, Lost 9, Tied 1	281 320
(H 1-6, A 3-3-1)	

1966

BILL AUSTIN, Head Coach

Steelers Opp.	
9/11 New York	34 34
9/18 Detroit	17 3
9/25 Washington	27 33
10/2 at Washington	10 24
10/8 at Cleveland	10 41
10/16 Philadelphia	14 31
10/30 at Dallas	21 52
11/6 Cleveland	16 6
11/13 St. Louis	30 9
11/20 Dallas	7 20
11/27 at St. Louis	3 6
12/4 at Philadelphia	23 27
12/11 at New York	47 28
12/18 at Atlanta	57 33
Won 5, Lost 8, Tied 1	316 347
(H 3-3-1, A 2-5)	

1965

MIKE NIXON, Head Coach

Steelers Opp.	
9/19 Green Bay	9 41
9/26 at San Francisco	17 27
10/3 New York	13 23
10/9 at Cleveland	19 24
10/17 St. Louis	7 20
10/24 at Philadelphia	20 14
10/31 Dallas	22 13
11/7 at St. Louis	17 21
11/4 at Dallas	17 24
11/21 Washington	3 31
11/28 Cleveland	21 42
12/5 at New York	10 35
12/12 Philadelphia	13 47
12/19 at Washington	14 35
Won 2, Lost 12 (H 1-6, A 1-6)	202 397

1964

BUDDY PARKER, Head Coach

Steelers Opp.	
9/13 Los Angeles	14 26
9/20 New York	27 24
9/27 Dallas	23 17
10/4 at Philadelphia	7 21
10/10 at Cleveland	23 7
10/18 at Minnesota	10 30
10/25 Philadelphia	10 34
11/1 Cleveland	17 30
11/8 at St. Louis	30 34
11/15 Washington	0 30
11/22 at New York	44 17
11/29 St. Louis	20 21
12/6 at Washington	14 7
12/13 at Dallas	14 17
Won 5, Lost 9 (H 2-5, A 3-4)	253 315

1963

BUDDY PARKER, Head Coach

Steelers Opp.	
9/15 at Philadelphia	21 21
9/22 New York	31 0
9/29 St. Louis	23 10
10/5 at Cleveland	23 35
10/13 at St. Louis	23 24
10/20 Washington	38 27
10/27 Dallas	27 21
11/3 at Green Bay	14 33
11/10 Cleveland	9 7
11/17 at Washington	34 28
11/24 Chicago	17 17
12/1 Philadelphia	20 20
12/8 at Dallas	24 19
12/15 at New York	17 33
Won 7, Lost 4, Tied 3	321 295
(H 5-0-2, A 2-4-1)	

1962

BUDDY PARKER, Head Coach

Steelers Opp.	
9/16 at Detroit	7 45
9/23 at Dallas	30 28
9/30 New York	27 31
10/6 Philadelphia	13 7
10/14 at New York	20 17
10/21 Dallas	27 42
10/28 Cleveland	14 41
11/4 Minnesota	39 31
11/11 at St. Louis	26 17
11/18 Washington	23 21
11/25 at Cleveland	14 35
12/2 St. Louis	19 7
12/9 at Philadelphia	26 17

68 YEARS WITH THE STEELERS

12/16 at Washington	27	24
Won 9, Lost 5 (H 4-3, A 5-2)	312	363
Playoff Bowl (Miami, Fla.)		
1/6 Detroit	10	17

1961

BUDDY PARKER, Head Coach

Steelers Opp.		
9/17 at Dallas	24	27
9/24 New York	14	17
10/1 at Los Angeles	14	24
10/8 at Philadelphia	16	21
10/15 Washington	20	0
10/22 Cleveland	28	30
10/29 San Francisco	20	10
11/5 at Cleveland	17	13
11/12 Dallas	37	7
11/19 at New York	21	42
11/26 St. Louis	30	27
12/3 Philadelphia	24	35
12/10 at Washington	30	14
12/17 at St. Louis	0	20
Won 6, Lost 8 (H 4-3, A 2-5)	295	287

1960

BUDDY PARKER, Head Coach

Steelers Opp.		
9/24 at Dallas	35	28
10/2 at Cleveland	20	28
10/9 New York	17	19
10/16 St. Louis	27	14
10/23 at Washington	27	27
10/30 Green Bay	13	19
11/6 at Philadelphia	7	34
11/13 at New York	24	27
11/20 Cleveland	14	10
11/27 Washington	22	10
12/11 Philadelphia	27	21
12/18 at St. Louis	7	38
Won 5, Lost 6, Tied 1	240	275
(H 4-2, A 1-4-1)		

1959

BUDDY PARKER, Head Coach

Steelers Opp.		
9/26 Cleveland	17	7
10/4 Washington	17	23
10/11 at Philadelphia	24	28
10/18 at Washington	27	6
10/25 New York	16	21
11/1 at Chicago Cards	24	45
11/8 Detroit	10	10
11/15 at New York	14	9
11/22 at Cleveland	21	20
11/29 Philadelphia	31	0
12/6 at Chicago Bears	21	27
12/13 Chicago Cards	35	20
Won 6, Lost 5, Tied 1	257	216
(H 3-2-1, A 3-3)		

1958

BUDDY PARKER, Head Coach

Steelers Opp.		
9/28 at San Francisco	20	23
10/5 Cleveland	12	45
10/12 Philadelphia	24	3
10/19 at Cleveland	10	27
10/26 at New York	6	17
11/2 Washington	24	16
11/9 at Philadelphia	31	24
11/16 New York	31	10
11/23 at Chicago Cards	27	20
11/30 Chicago Bears	24	10
12/7 at Washington	14	14

12/13 Chicago Cards	38	21
Won 7, Lost 4, Tied 1	261	230
(H 5-1, A 2-3-1)		

1957

BUDDY PARKER, Head Coach

Steelers Opp.		
9/29 Washington	28	7
10/5 Cleveland	12	23
10/13 Chicago Cards	29	20
10/20 at New York	0	35
10/27 Philadelphia	6	0
11/3 at Baltimore	19	13
11/10 at Cleveland	0	24
11/24 Green Bay	10	27
12/1 at Philadelphia	6	7
12/7 New York	21	10
12/15 at Washington	3	10
12/22 at Chicago Cards	27	2
Won 6, Lost 6 (H 4-2, A 2-4)	161	178

1956

WALT KIESLING, Head Coach

Steelers Opp.		
9/30 Washington	30	13
10/6 Cleveland	10	14
10/14 Philadelphia	21	35
10/21 at New York	10	38
10/28 at Cleveland	24	16
11/4 New York	14	17
11/11 at Philadelphia	7	14
11/18 Chicago Cards	14	7
11/25 at Chicago Cards	27	38
12/2 Los Angeles	30	13
12/9 at Detroit	7	45
12/16 at Washington	23	0
Won 5, Lost 7 (H 3-3, A 2-4)	217	250

1955

WALT KIESLING, Head Coach

Steelers Opp.		
9/25 Chicago Cards	14	7
10/2 at Los Angeles	26	27
10/9 New York	30	23
10/15 Philadelphia	13	7
10/23 at New York	19	17
10/30 at Philadelphia	0	24
11/5 at Chicago Cards	13	27
11/13 Detroit	28	31
11/20 at Cleveland	14	41
11/27 Washington	14	23
12/4 Cleveland	7	30
12/11 at Washington	17	28
Won 4, Lost 8 (H 3-3, A 1-5)	195	285

1954

WALT KIESLING, Head Coach

Steelers Opp.		
9/26 at Green Bay	21	20
10/2 Washington	37	7
10/9 at Philadelphia	22	24
10/17 Cleveland	55	27
10/23 Philadelphia	17	7
10/31 at Chicago Cards	14	17
11/7 New York	6	30
11/14 at Washington	14	17
11/20 San Francisco	3	31
11/28 Chicago Cards	20	17
12/5 at New York	3	24
12/12 at Cleveland	7	42
Won 5, Lost 7 (H 4-2, A 1-5)	219	263

1953

JOE BACH, Head Coach

Steelers Opp.		
9/27 at Detroit	21	38
10/3 New York	24	14
10/11 Chicago Cards	31	28
10/17 at Philadelphia	7	23
10/24 Green Bay	31	14
11/1 Philadelphia	7	35
11/8 at Cleveland	16	34
11/15 at New York	14	10
11/22 Cleveland	16	20
11/29 Washington	9	17
12/6 at Chicago Cards	21	17
12/13 at Washington	14	13
Won 6, Lost 6 (H 3-3, A 3-3)	211	263

1952

JOE BACH, Head Coach

Steelers Opp.		
9/28 Philadelphia	25	31
10/4 Cleveland	20	21
10/12 at Philadelphia	21	26
10/19 Washington	24	28
10/26 at Chicago Cards	34	28
11/2 at Washington	24	23
11/9 Detroit	6	31
11/16 at Cleveland	28	29
11/23 Chicago Cards	17	14
11/30 New York	63	7
12/7 at San Francisco	24	7
12/14 at Los Angeles	14	28
Won 5, Lost 7 (H 2-4, A 3-3)	300	273

1951

JOHN MICHELOSEN, Head Coach

Steelers Opp.		
10/1 New York	13	13
10/7 at Green Bay	33	35
10/14 San Francisco	24	28
10/21 at Cleveland	0	17
10/28 at Chicago Cards	28	14
11/4 Philadelphia	13	34
11/11 Green Bay	28	7
11/18 Washington	7	22
11/25 at Philadelphia	17	13
12/2 at New York	0	14
12/9 Cleveland	0	28
12/16 at Washington	20	10
Won 4, Lost 7, Tied 1	183	235
(H 1-4-1, A 3-3)		

1950

JOHN MICHELOSEN, Head Coach

Steelers Opp.		
9/17 New York	7	18
9/24 at Detroit	7	10
10/1 at Washington	26	7
10/7 Cleveland	17	30
10/15 at New York	17	6
10/22 Philadelphia	10	17
10/29 at Cleveland	7	45
11/5 at Philadelphia	9	7
11/12 Baltimore	17	7
11/23 at Chicago Cards	28	17
12/3 Washington	7	24
12/10 Chicago Cards	28	7
Won 6, Lost 6 (H 2-4, A 4-2)	180	195

1949

JOHN MICHELOSEN, Head Coach

Steelers Opp.		
9/25 New York Giants	28	7
10/3 Washington	14	27

68 YEARS WITH THE STEELERS

10/8	Detroit	14	7
10/16	at New York Giants	21	17
10/23	New York Bulldogs	24	13
10/30	Philadelphia	7	38
11/6	at Washington	14	27
11/13	Los Angeles	7	7
11/20	at Green Bay	30	7
11/27	at Philadelphia	17	34
12/4	at Chicago Bears	21	30
12/11	at New York Bulldogs	27	0
Won 6, Lost 5, Tied 1		224	214
(H 3-2-1, A 3-3)			

1948

JOHN MICHELOSEN, Head Coach

Steelers Opp.			
9/26	at Washington	14	17
10/3	Boston	24	14
10/10	Washington	10	7
10/17	at Boston	7	13
10/24	at New York	27	34
10/31	Philadelphia	7	34
11/7	Green Bay	38	7
11/14	Chicago Cards	7	24
11/21	at Detroit	14	17
11/28	at Philadelphia	0	17
12/5	New York	38	26
12/12	at Los Angeles	14	31
Won 4, Lost 8 (H 4-2, A 0-6)		200	243

1947

JOCK SUTHERLAND, Head Coach

Steelers Opp.			
9/21	Detroit	17	10
9/29	Los Angeles	7	48
10/5	at Washington	26	27
10/12	at Boston	30	14
10/19	Philadelphia	35	24
10/26	at New York	38	21
11/2	at Green Bay	18	17
11/9	Washington	21	14
11/16	New York	24	7
11/23	at Chicago Bears	7	49
11/30	at Philadelphia	0	21
12/7	Boston	17	7
Won 6, Lost 4 (H 5-1, A 3-3)		240	259
Eastern Division Playoff			
12/21	Philadelphia	0	21

1946

JOCK SUTHERLAND, Head Coach

Steelers Opp.			
9/20	Chicago Cards	14	7
9/29	at Washington	14	14
10/6	New York	14	17
10/13	Boston	16	7
10/20	at Green Bay	7	17
10/27	at Boston	33	7
11/3	Washington	14	7
11/10	at Detroit	7	17
11/17	Philadelphia	10	7
11/24	at New York	0	7
12/1	at Philadelphia	7	10
Won 5, Lost 5, Tied 1		136	117
(H 4-1, A 1-4-1)			

1945

JIM LEONARD, Head Coach

Steelers Opp.			
9/25	at Boston	7	28
10/7	New York	6	34
10/14	Washington	0	14
10/21	at New York	21	7

10/28	Boston	6	10
11/4	Philadelphia	3	45
11/11	Chicago Cards	23	0
11/18	at Philadelphia	6	30
11/25	at Chicago Bears	7	28
12/2	at Washington	0	24
Won 2, Lost 8 (H 1-4, A 1-4)		79	220

1944*

WALT KIESLING and
PHIL HANDLER, Head Coaches

Steelers Opp.			
9/24	Cleveland	28	30
10/8	Green Bay	7	34
10/15	at Chicago Bears	7	34
10/22	at New York	0	23
10/29	at Washington	20	42
11/5	Detroit	6	27
11/12	at Detroit	7	21
11/19	** Cleveland	6	33
11/26	** Green Bay	20	35
12/3	Chicago Bears	7	49
Won 0, Lost 10 (H 0-6, A 0-4)		108	328
*Combined with Chicago Cards			
**Home game played in Chicago			

1943*

WALT KIESLING and
GREASY NEALE, Head Coaches

Steelers Opp.			
10/2	** Brooklyn	17	0
10/9	** New York	28	14
10/17	at Chicago Bears	21	48
10/24	at New York	14	42
10/31	Chicago Cards	34	13
11/7	** Washington	14	14
11/14	at Brooklyn	7	13
11/21	Detroit	35	34
11/28	at Washington	27	14
12/5	** Green Bay	28	38
Won 5, Lost 4, Tied 1		225	220
(H 4-1-1, A 1-3)			
*Combined with Philadelphia Eagles			
**Home game played in Philadelphia			

1942

WALT KIESLING, Head Coach

Steelers Opp.			
9/13	Philadelphia	14	24
9/20	at Washington	14	24
10/4	New York	13	10
10/11	at Brooklyn	7	0
10/18	at Philadelphia	14	0
10/25	Washington	0	14
11/1	at New York	17	9
11/8	at Detroit	35	7
11/22	Chicago Cards	19	3
11/29	Brooklyn	13	0
12/6	at Green Bay	21	24
Won 7, Lost 4 (H 3-2, A 4-2)		167	119

1941

BERT BELL, ALDO DONELLI
and WALT KIESLING,
Head Coaches

Steelers Opp.			
9/7	at Cleveland	14	17
9/21	Philadelphia	7	10
10/5	New York	10	37
10/12	Washington	20	24
10/19	at New York	7	28
10/26	at Chicago Bears	7	34

11/2	at Washington	3	23
11/9	at Philadelphia	7	7
11/16	Brooklyn	14	7
11/23	Green Bay	7	54
11/30	at Brooklyn	7	35
Won 1, Lost 9, Tied 1		103	276
(H 1-4, A 0-5-1)			

1940

WALT KIESLING, Head Coach

Steelers Opp.			
9/8	Chicago Cards	7	7
9/15	New York	10	10
9/22	at Detroit	10	7
9/29	Brooklyn	3	10
10/6	Washington	10	40
10/13	at Brooklyn	0	21
10/20	at New York	0	12
10/27	at Green Bay	3	24
11/3	at Washington	10	37
11/10	Philadelphia	7	3
11/28	at Philadelphia	0	7
Won 2, Lost 7, Tied 2		60	178
(H 1-2-2, A 1-5)			

1939

WALT KIESLING and
JOHN BLOOD, Head Coaches

Steelers Opp.			
9/14	at Brooklyn	7	12
9/24	Chicago Cards	0	10
10/2	Chicago Bears	0	32
10/9	New York	7	14
10/15	at Washington	14	44
10/22	Washington	14	21
10/29	at Cleveland	14	14
11/5	at Brooklyn	13	17
11/19	at New York	7	23
11/23	at Philadelphia	14	17
11/26	Philadelphia	24	12
Won 1, Lost 9, Tied 1		114	216
(H 1-4, A 0-5-1)			

1938

JOHN BLOOD, Head Coach

Steelers Opp.			
9/9	at Detroit	7	16
9/11	New York	14	27
9/16	at Philadelphia	7	27
9/23	at Brooklyn	17	3
10/3	at New York	13	10
10/9	Brooklyn	7	17
10/23	at Green Bay	0	20
11/6	Washington	0	7
11/20	at Philadelphia	7	14
11/27	at Washington	0	15
12/4	at Cleveland	7	13
Won 2, Lost 9 (H 0-3, A 2-6)		79	169

1937

JOHN BLOOD, Head Coach

Steelers Opp.			
9/5	Philadelphia	27	14
9/19	at Brooklyn	21	0
9/26	New York	7	10
10/4	Chicago Bears	0	7
10/10	at Detroit	3	7
10/17	at Washington	20	34
10/24	Chicago Cubs	7	13
10/31	Philadelphia	15	7
11/7	at New York	0	17
11/14	Washington	21	13
11/21	Brooklyn	0	23
Won 4, Lost 7 (H 3-4, A 1-3)		122	145



68 YEARS WITH THE STEELERS

1936

JOE BACH, Head Coach

Steelers Opp.

9/13	Boston	10	0	[W]
9/23	at Brooklyn	10	6	[W]
9/27	New York	10	7	[W]
10/4	Chicago Bears	9	27	[L]
10/14	Philadelphia	17	0	[W]
10/18	at Chicago Bears	6	26	[L]
10/25	at Green Bay	10	42	[L]
11/1	Brooklyn	10	7	[W]
11/5	at Philadelphia	6	0	[W]
11/8	at Detroit	3	28	[L]
11/15	at Chicago Cards	6	14	[L]
11/29	at Boston	0	30	[L]
Won 6, Lost 5 (H 4-1, A 2-5)		97	187	

1935

JOE BACH, Head Coach

Steelers Opp.

9/13	at Philadelphia	17	7	[W]
9/22	New York	7	42	[L]
9/29	Chicago Bears	7	23	[L]
10/6	at Green Bay	0	27	[L]
10/9	Philadelphia	6	17	[L]
10/20	Chicago Cards	17	13	[W]

10/27	Boston	6	0	[W]
11/3	Brooklyn	7	13	[L]
11/10	at Brooklyn	16	7	[W]
11/24	Green Bay	14	34	[L]
12/1	at Boston	3	13	[L]
12/8	at New York	0	13	[L]
Won 4, Lost 8 (H 2-5, A 2-3)		100	209	

1934

LUBY DIMELIO, Head Coach

Steelers Opp.

9/9	Cincinnati	13	0	[W]
9/16	Boston	0	7	[L]
9/26	Philadelphia	0	17	[L]
10/3	New York	12	14	[L]
10/7	at Philadelphia	9	7	[W]
10/10	Chicago Bears	0	28	[L]
10/14	at Boston	0	39	[L]
10/21	at New York	7	17	[L]
10/28	at Brooklyn	3	21	[L]
11/4	at Detroit	7	40	[L]
11/11	at St. Louis	0	6	[L]
11/18	Brooklyn	0	10	[L]
Won 2, Lost 10 (H 1-5, A 1-5)		51	206	

1933

JAP DOUDS, Head Coach

Steelers Opp.

9/20	New York	2	23	[L]
9/27	Chicago Cardinals	14	13	[W]
10/4	Boston	6	21	[L]
10/11	Cincinnati	17	0	[W]
10/15	at Green Bay	0	47	[L]
10/22	at Cincinnati	0	0	[T]
10/29	at Boston	16	14	[W]
11/5	at Brooklyn	3	3	[T]
11/12	Brooklyn	0	32	[L]
11/19	at Philadelphia	6	25	[L]
12/3	at New York	3	27	[L]
Won 3, Lost 6, Tied 2 (H 2-3, A 1-3-2)		67	205	

WHERE THE STEELERS FINISHED (1970-00)

Year	Record	Finish	Year	Record	Finish
1970	5-9	3rd in AFC Central	1985	7-9	3rd in AFC Central
1971	6-8	2nd in AFC Central	1986	6-10	3rd in AFC Central
1972	11-3	AFC Central Champion (1)	1987	8-7	3rd in AFC Central
1973	10-4	2nd in AFC Central (WC)*	1988	5-11	4th in AFC Central
1974	10-3-1	AFC Central Champion (2)	1989	9-7	3rd in AFC Central (WC)*
1975	12-2	AFC Central Champion (3)	1990	9-7	3rd in AFC Central
1976	10-4	AFC Central Champion (4)	1991	7-9	2nd in AFC Central
1977	9-5	AFC Central Champion (5)	1992	11-5	AFC Central Champion (10)
1978	14-2	AFC Central Champion (6)	1993	9-7	2nd in AFC Central (WC)*
1979	12-4	AFC Central Champion (7)	1994	12-4	AFC Central Champion (11)
1980	9-7	3rd in AFC Central	1995	11-5	AFC Central Champion (12)
1981	8-8	2nd in AFC Central	1996	10-6	AFC Central Champion (13)
1982	6-3	4th in AFC Tournament (WC)*	1997	11-5	AFC Central Champion (14)
1983	10-6	AFC Central Champion (8)	1998	7-9	3rd in AFC Central
1984	9-7	AFC Central Champion (9)	1999	6-10	4th in AFC Central
			2000	9-7	3rd in AFC Central

*Earned Wild Card playoff berth
(#) = Number of Division Titles

PITTSBURGH STEELERS IN THE POSTSEASON (21-16)

Year	Record	Game	Date	Opponent	Atl.	Steelers	Opp.	Result
1947	8-4	Eastern Division Playoff	12/21/47	Philadelphia	35,729	0	21	L
1962	9-5	Playoff Bowl	1/6/63	Detroit	36,284	10	17	L
1972*	11-3	AFC Divisional Playoff	12/23/72	Oakland	50,327	13	7	W
		AFC Championship	12/31/72	Miami	50,845	17	21	L
1973	10-4	AFC Wild Card Game	12/22/73	at Oakland	52,846	14	33	L
1974*+	10-3-1	AFC Divisional Playoff	12/22/74	Buffalo	49,841	32	14	W
		AFC Championship	12/29/74	at Oakland	53,800	24	13	W
		Super Bowl IX	1/12/75	Minnesota	80,997	16	6	W
1975*+	12-2	AFC Divisional Playoff	12/27/75	Baltimore	49,557	28	10	W
		AFC Championship	1/4/76	Oakland	50,609	16	10	W
		Super Bowl X	1/18/76	Dallas	80,187	21	17	W
1976*	10-4	AFC Divisional Playoff	12/19/76	at Baltimore	59,296	40	14	W
		AFC Championship	12/26/76	at Oakland	53,821	7	24	L
1977*	9-5	AFC Divisional Playoff	12/24/77	at Denver	75,059	21	34	L
1978*+	14-2	AFC Divisional Playoff	12/30/78	Denver	50,230	33	10	W
		AFC Championship	1/7/79	Houston	50,725	34	5	W
		Super Bowl XIII	1/21/79	Dallas	79,484	35	31	W
1979*+	12-4	AFC Divisional Playoff	12/30/79	Miami	50,214	34	14	W
		AFC Championship	1/6/80	Houston	50,475	27	13	W
		Super Bowl XIV	1/20/80	L.A. Rams	103,985	31	19	W
1982	6-3	AFC Tournament	1/9/83	San Diego	53,546	28	31	L
1983*	10-6	AFC Divisional Playoff	1/1/84	at L.A. Raiders	90,380	10	38	L
1984*	9-7	AFC Divisional Playoff	12/30/84	at Denver	74,981	24	17	W
		AFC Championship	1/6/85	at Miami	76,029	28	45	L
1989	9-7	AFC Wild Card Game	12/31/89	at Houston	58,306	26	23	W
		AFC Divisional Playoff	1/7/90	at Denver	75,868	23	24	L
1992*	11-5	AFC Divisional Playoff	1/9/93	Buffalo	60,407	3	24	L
1993	9-7	AFC Wild Card Game	1/8/94	at Kansas City	75,868	23	24	L
1994*	12-4	AFC Divisional Playoff	1/7/95	Cleveland	58,185	29	9	W
		AFC Championship	1/15/95	San Diego	61,545	13	17	L
1995*+	11-5	AFC Divisional Playoff	1/6/96	Buffalo	50,072	40	21	W
		AFC Championship	1/14/96	Indianapolis	61,062	20	16	W
		Super Bowl XXX	1/28/96	Dallas	76,347	17	27	L
1996*	10-6	AFC Wild Card Game	12/29/96	Indianapolis	58,078	42	14	W
		AFC Divisional Playoff	1/5/97	at New England	60,188	3	28	L
1997*	11-5	AFC Divisional Playoff	1/3/98	New England	61,228	7	6	W
		AFC Championship	1/11/98	Denver	61,382	21	24	L

* AFC Central Champion

+ AFC Champion

PLAYOFF BERTHS SINCE 1970 MERGER

Dallas	22
Miami	20
San Francisco	19
PITTSBURGH	18
Oakland	16
Minnesota	15
St. Louis	15
Denver	14
Buffalo	13

CONSECUTIVE PLAYOFF VICTORIES

Green Bay (1961-62, 1965-67)	9
PITTSBURGH (1974-76)	7
San Francisco (1988-90)	7
Dallas (1992-94)	7
Denver (1997-1998)	7



DIVISION TITLES SINCE 1970 MERGER

San Francisco	16
Dallas	15
PITTSBURGH	14
Minnesota	14
Miami	12
Oakland	10
Denver	9
St. Louis	9
Buffalo	7

STEELERS PRESEASON RESULTS

2000 (3-2)

Pitt. vs. Dallas at Dallas	38-10
Pitt. vs. Miami at Pittsburgh	13-10
Pitt. vs. Carolina at Pittsburgh	13-0
Pitt. vs. Indianapolis at Mexico City	23-24
Pitt. vs. Washington at Washington	10-17

1999 (1-3)

Pitt. vs. Chicago at Pittsburgh	30-23
Pitt. vs. Carolina at Carolina	13-20
Pitt. vs. Washington at Pittsburgh	14-27
Pitt. vs. Buffalo at Buffalo	14-16

1998 (3-2)

Pitt. vs. Tampa Bay at Canton	6-30
Pitt. vs. Buffalo at Pittsburgh	24-13
Pitt. vs. Philadelphia at Philadelphia	17-21
Pitt. vs. Atlanta at Morgantown, W.Va.	28-22
Pitt. vs. Carolina at Pittsburgh	38-24

1997 (5-0)

Pitt. vs. Chicago at Dublin	30-17
Pitt. vs. Kansas City at Kansas City	28-14
Pitt. vs. Philadelphia at Pittsburgh	42-26
Pitt. vs. Detroit at Pittsburgh	28-20
Pitt. vs. Carolina at Carolina	27-19

1996 (2-3)

Pitt. vs. San Diego at Tokyo	10-20
Pitt. vs. St. Louis at Pittsburgh	16-10
Pitt. vs. Green Bay at Green Bay	17-24
Pitt. vs. Tampa Bay at Pittsburgh	13-3
Pitt. vs. Philadelphia at Philadelphia	19-20

1995 (1-3)

Pitt. vs. Buffalo at Buffalo	31-10
Pitt. vs. Green Bay at Pittsburgh	13-36
Pitt. vs. Tampa Bay at Tampa Bay	7-20
Pitt. vs. Philadelphia at Pittsburgh	6-16

1994 (1-3)

Pitt. vs. Miami at Miami	14-24
Pitt. vs. L.A. Raiders at Pittsburgh	29-17
Pitt. vs. Indianapolis at Pittsburgh	14-17
Pitt. vs. Washington at Washington	21-22

1993 (2-3)

Pitt. vs. San Francisco at Barcelona	14-21
Pitt. vs. New York Jets at Pittsburgh	17-13
Pitt. vs. New York Giants at New York	23-17
Pitt. vs. Washington at Pittsburgh	3-10
Pitt. vs. Minnesota at Minneapolis	13-30

1992 (2-2)

Pitt. vs. Philadelphia at Pittsburgh	33-35
Pitt. vs. New Orleans at New Orleans	0-26
Pitt. vs. Chicago at Chicago	28-17
Pitt. vs. New York Giants at Pittsburgh	24-3

1991 (2-2)

Pitt. vs. Washington at Pittsburgh	16-7
Pitt. vs. Minnesota at Minnesota	24-34
Pitt. vs. Philadelphia at Philadelphia	20-21
Pitt. vs. Detroit at Detroit	16-3

1990 (2-2)

Pitt. vs. New England at Montreal	30-14
Pitt. vs. Washington at Washington	24-27

Pitt. vs. Dallas at Dallas	9-20
Pitt. vs. Philadelphia at Pittsburgh	20-10

1989 (2-2)

Pitt. vs. Washington at Pittsburgh	14-21
Pitt. vs. Cleveland at Cleveland	24-21
Pitt. vs. Philadelphia at Philadelphia	14-38
Pitt. vs. New York Giants at New York	13-10

1988 (3-1)

Pitt. vs. Washington at Washington	44-31
Pitt. vs. Philadelphia at Pittsburgh	21-16
Pitt. vs. New York Giants at New York	17-28
Pitt. vs. New Orleans at New Orleans	31-28

1987 (0-4)

Pitt. vs. Washington at Washington	17-23
Pitt. vs. Chicago at Chicago	14-50
Pitt. vs. New Orleans at New Orleans	28-31
Pitt. vs. New York Giants at Pittsburgh	20-26

1986 (1-3)

Pitt. vs. Chicago at Pittsburgh	13-23
Pitt. vs. Washington at Washington	(ot) 24-27
Pitt. vs. Dallas at Dallas	41-28
Pitt. vs. New York Giants at New York	3-17

1985 (1-3)

Pitt. vs. Tampa Bay at Tampa	42-27
Pitt. vs. Minnesota at Minneapolis	34-41
Pitt. vs. St. Louis at St. Louis	6-14
Pitt. vs. New York Giants at Pittsburgh	14-24

1984 (3-1)

Pitt. vs. Cleveland at Cleveland	31-14
Pitt. vs. Philadelphia at Pittsburgh	20-17
Pitt. vs. Dallas at Dallas	20-10
Pitt. vs. New York Giants at New York	9-16

1983 (4-1)

Pitt. vs. New Orleans at Canton	27-14
Pitt. vs. New England at Knoxville	27-16
Pitt. vs. New York Giants at Pittsburgh	13-22
Pitt. vs. Dallas at Dallas	24-7
Pitt. vs. Philadelphia at Philadelphia	10-3

1982 (4-0)

Pitt. vs. New England at Knoxville	24-20
Pitt. vs. New York Giants at New York	13-10
Pitt. vs. Baltimore at Pittsburgh	37-15
Pitt. vs. Philadelphia at Pittsburgh	27-24

1981 (2-2)

Pitt. vs. Cleveland at Cleveland	35-31
Pitt. vs. Philadelphia at Philadelphia	20-36
Pitt. vs. Dallas at Dallas	14-24
Pitt. vs. New York Giants at Pittsburgh	31-6

1980 (3-1)

Pitt. vs. New York Giants at New York	13-0
Pitt. vs. Atlanta at Atlanta	17-14
Pitt. vs. New York Jets at Pittsburgh	13-20
Pitt. vs. Dallas at Dallas	31-10

1979 (3-1)

Pitt. vs. Buffalo at Buffalo	15-7
Pitt. vs. New York Giants at Pittsburgh	10-3
Pitt. vs. New York Jets at New York	27-14
Pitt. vs. Dallas at Dallas	14-16

STEELERS PRESEASON RESULTS

1978 (2-2)

Pitt. vs. Baltimore at Baltimore	22-10
Pitt. vs. Atlanta at Pittsburgh	13-7
Pitt. vs. New York Giants at New York	6-13
Pitt. vs. Dallas at Dallas	13-16

1977 (3-3)

Pitt. vs. Buffalo at Pittsburgh	28-24
Pitt. vs. Kansas City at Kansas City	21-23
Pitt. vs. New York Jets at New York	26-13
Pitt. vs. New England at New England	10-13
Pitt. vs. Philadelphia at Pittsburgh	21-13
Pitt. vs. Dallas at Dallas	0-30

1976 (5-2)

Pitt. vs. All Stars at Chicago	24-0
Pitt. vs. New Orleans at New Orleans	24-14
Pitt. vs. Philadelphia at Philadelphia	14-7
Pitt. vs. Washington at Washington	27-7
Pitt. vs. New York Giants at Pittsburgh	0-17
Pitt. vs. Dallas at Dallas	10-20
Pitt. vs. New York Jets at Pittsburgh	41-6

1975 (3-4)

Pitt. vs. All Stars at Chicago	21-14
Pitt. vs. Philadelphia at Pittsburgh	14-17
Pitt. vs. Oakland at Berkeley	21-24
Pitt. vs. Baltimore at Baltimore	31-10
Pitt. vs. New York Giants at Princeton	7-24
Pitt. vs. New Orleans at Pittsburgh	24-13
Pitt. vs. Dallas at Dallas	16-17

1974 (6-0)

Pitt. vs. New Orleans at New Orleans	26-7
Pitt. vs. Chicago at Pittsburgh	50-21
Pitt. vs. Philadelphia at Philadelphia	(ot) 33-30
Pitt. vs. New York Giants at Pittsburgh	17-7
Pitt. vs. Washington at Washington	21-19
Pitt. vs. Dallas at Dallas	41-15

1973 (4-2)

Pitt. vs. Baltimore at Pittsburgh	34-7
Pitt. vs. Minnesota at Bloomington	6-10
Pitt. vs. Philadelphia at Pittsburgh	17-3
Pitt. vs. New York Giants at New York	24-29
Pitt. vs. Green Bay at Green Bay	30-22
Pitt. vs. Atlanta at Pittsburgh	19-0

1972 (4-1-1)

Pitt. vs. New York Giants at Pittsburgh	28-10
Pitt. vs. New York Jets at Seattle	22-3
Pitt. vs. Atlanta at Atlanta	31-17
Pitt. vs. Baltimore at Tampa	13-16

Pitt. vs. New Orleans at Memphis	56-7
Pitt. vs. Washington at Pittsburgh	10-10

1971 (3-2-0)

Pitt. vs. Green Bay at Green Bay	16-13
Pitt. vs. Cincinnati at Cincinnati	13-20
Pitt. vs. Minnesota at Pittsburgh	21-26
Pitt. vs. New York Jets at Cleveland	35-21
Pitt. vs. New York Giants at New York	20-3

1970 (4-1-0)

Pitt. vs. Miami at Jacksonville	10-16
Pitt. vs. Minnesota at Bloomington	20-13
Pitt. vs. New York Giants at Pittsburgh	21-6
Pitt. vs. Boston at Shreveport	31-3
Pitt. vs. Oakland at Oakland	20-6

1969 (2-3-0)

Pitt. vs. St. Louis at Norfolk, Va.	12-27
Pitt. vs. New Orleans at Baton Rouge, La.	34-24
Pitt. vs. Cincinnati at Pittsburgh	13-23
Pitt. vs. Green Bay at Green Bay	19-31
Pitt. vs. New York Giants at Montreal	17-13

1968 (1-4-0)

Pitt. vs. St. Louis at St. Louis	7-24
Pitt. vs. San Diego at San Diego	36-33
Pitt. vs. Cincinnati at Morgantown, W. Va.	3-19
Pitt. vs. Green Bay at Milwaukee	17-21
Pitt. vs. Washington at Norfolk, Va.	17-24

1967 (2-3-0)

Pitt. vs. Green Bay at Green Bay	20-31
Pitt. vs. New Orleans at Baton Rouge, La.	17-20
Pitt. vs. St. Louis at Nashville	24-13
Pitt. vs. San Diego at San Diego	16-7
Pitt. vs. Washington at Norfolk, Va.	10-16

1966 (1-4-0)

Pitt. vs. New York Giants at Ithaca, NY	14-16
Pitt. vs. Minnesota at Portland	6-35
Pitt. vs. San Francisco at Portland	34-17
Pitt. vs. Green Bay at Green Bay	6-17
Pitt. vs. Cleveland at Birmingham, Ala.	10-14

1965 (0-5-0)

Pitt. vs. Minnesota at Atlanta	21-31
Pitt. vs. New York Giants at New Haven, Ct.	7-16
Pitt. vs. Baltimore at Atlanta	10-38
Pitt. vs. San Francisco at Providence	9-23
Pitt. vs. Cleveland at Akron	16-28

STEELERS VS. NFL OPPONENTS

ARIZONA CARDINALS

Steelers won 31, lost 22, tied 3 (Home: 20-8-1, Road: 11-14-2)

STEELERS			CARDINALS			STEELERS			CARDINALS			STEELERS			CARDINALS		
1933	14	13	[W]	1954 h	20	17	[W]	1964	30	34	[L]						
1935 h	17	13	[W]	1955 h	14	7	[W]	1964 h	20	21	[L]						
1936	6	14	[L]	1955	13	27	[L]	1965 h	7	20	[L]						
1937 h	7	13	[L]	1956 h	14	7	[W]	1965	17	21	[L]						
1938 h	0	10	[L]	1956	27	38	[L]	1966 h	30	9	[W]						
1940 h	7	7	[T]	1957 h	29	20	[W]	1966	3	6	[L]						
1942 h	19	3	[W]	1957	27	2	[W]	1967 h	14	28	[L]						
1943 h	34	13	[W]	1958	27	20	[W]	1967	14	14	[T]						
1945 h	23	0	[W]	1958 h	38	21	[W]	1968	28	28	[T]						
1946 h	14	7	[W]	1959	24	45	[L]	1968 h	10	20	[L]						
1948 h	7	24	[L]	1959 h	35	20	[W]	1969 h	14	27	[L]						
1950	28	17	[W]	1960 h	27	14	[W]	1969	10	47	[L]						
1950 h	28	7	[W]	1960	7	38	[L]	1972	25	19	[W]						
1951	28	14	[W]	1961 h	30	27	[W]	1979	24	21	[W]						
1952	34	28	[W]	1961	0	20	[L]	1985 h	23	10	[W]						
1952 h	17	14	[W]	1962	26	17	[W]	1988	14	31	[L]						
1953 h	31	28	[W]	1962 h	19	7	[W]	1994	17	20 ot	[L]						
1953	21	17	[W]	1963 h	23	10	[W]	1997	26	20 ot	[W]						
1954	14	17	[L]	1963	23	24	[L]										

Franchise moved from Chicago to St. Louis after 1959 season.

Franchise moved from St. Louis to Phoenix after 1987 season.

ATLANTA FALCONS

Steelers won 11, lost 1 (Home: 6-0, Road: 6-1)

Steelers won 11, lost 1 (from: 3-4, road: 3-7)											
STEELERS			FALCONS			STEELERS			FALCONS		
1966	57	33	[W]	1978 h	31	7	[W]	1990 h	21	9	[W]
1968	41	21	[W]	1981	34	20	[W]	1993	45	17	[W]
1970	16	27	[L]	1984 h	35	10	[W]	1996	20	17	[W]
1974 h	24	17	[W]	1987	28	12	[W]	1999 h	13	9	[W]

BALTIMORE RAVENS

Steelers won 7, lost 3 (Home: 3-2, Road: 4-1)

STEELERS			RAVENS			STEELERS			RAVENS			STEELERS			RAVENS								
1996 h	31	17	[W]	1998	20	13	[W]	2000 h	0	16	[L]	1996	17	31	[L]	1998 h	16	6	[W]	2000	9	6	[W]
1996	17	31	[L]	1998 h	16	6	[W]																
1997	42	34	[W]	1999	23	20	[W]																
1997 h	37	0	[W]	1999 h	24	31	[L]																

BUFFALO BILLS

Steelers won 10, lost 9 (Home: 8-2, Road: 2-7)

STEELERS			BILLS			STEELERS			BILLS		
1970 h	23	10	[W]	1982	0	13	[L]	1992 h*	3	24	[L]
1972	38	21	[W]	1985 h	30	24	[W]	1993 h	23	0	[W]
1974 h*	32	14	[W]	1986	12	16	[L]	1994 h	23	10	[W]
1975 h	21	30	[L]	1988	28	36	[L]	1995 h*	40	21	[W]
1978	28	17	[W]	1991	34	52	[L]	1996 h	24	6	[W]
1979 h	28	0	[W]	1992	20	28	[L]	1999	21	24	[L]
1980	13	28	[L]								

CAROLINA PANTHERS

Steelers won 1, lost 1 (Home: 1-0, Road: 0-1)

STEELERS	PANTHERS		STEELERS	PANTHERS			
1996	14	18	[L]	1999 h	30	20	[W]

CHICAGO BEARS

Steelers won 6, lost 19, tied 1 (Home: 5-8-1, Road: 1-11)

Steelers won 6, lost 12, tied 1 (home: 5-5-1, road: 1-7-1)											
STEELERS			BEARS			STEELERS			BEARS		
1934 h	0	28	[L]	1944 h	7	49	[L]	1971	15	17	[L]
1935 h	7	23	[L]	1945 h	7	28	[L]	1975 h	34	3	[W]
1936 h	9	27	[L]	1947	7	49	[L]	1980 h	38	3	[W]
1936	6	26	[L]	1949	21	30	[L]	1986	10	13 ot	[L]
1937 h	0	7	[L]	1958 h	24	10	[W]	1989 h	0	20	[L]
1938 h	0	32	[L]	1959	21	27	[L]	1992	6	30	[L]
1941	7	34	[L]	1963 h	17	17	[T]	1995	37	34 ot	[W]
1943	21	48	[L]	1967 h	41	13	[W]	1998 h	17	12	[W]
1944	7	34	[L]	1969	7	38	[L]				

STEELERS VS. NFL OPPONENTS

CINCINNATI BENGALS

Steelers won 35, lost 26 (Home: 21-10, Road: 14-16)

STEELERS			BENGALS			STEELERS			BENGALS			STEELERS			BENGALS								
1970 h	21	10	[W]	1980 h	16	17	[L]	1991 h	17	10	[W]	1970	7	34	[L]	1981	7	34	[L]	1992 h	20	0	[W]
1971 h	21	10	[W]	1981 h	10	17	[L]	1992	21	9	[W]	1971	21	13	[W]	1982 h	26	20 ol	[W]	1993 h	34	7	[W]
1972	10	15	[L]	1982 h	26	20 ol	[W]	1993	24	16	[W]	1972	10	15	[L]	1983	24	14	[W]	1994 h	14	10	[W]
1972 h	40	17	[W]	1983 h	10	23	[L]	1994 h	14	10	[W]	1973	7	19	[L]	1984 h	38	17	[W]	1994	38	15	[W]
1973	7	19	[L]	1984 h	38	17	[W]	1995 h	9	27	[L]	1973 h	20	13	[W]	1984	20	22	[L]	1995	49	31	[W]
1973 h	20	13	[W]	1984	20	22	[L]	1996 h	20	10	[W]	1974	10	17	[L]	1985 h	24	37	[L]	1996	24	34	[L]
1974	10	17	[L]	1985 h	24	37	[L]	1997	26	10	[W]	1974 h	27	3	[W]	1986	22	24	[L]	1997 h	20	3	[W]
1974 h	27	3	[W]	1986	22	24	[L]	1998	20	25	[L]	1975	30	24	[W]	1987 h	23	20	[W]	1998	20	25	[L]
1975	30	24	[W]	1987	30	16	[W]	1998 h	24	25	[L]	1975 h	35	14	[W]	1988 h	12	17	[L]	1999	17	3	[W]
1975 h	35	14	[W]	1988 h	12	17	[L]	1999	17	3	[W]	1976 h	23	6	[W]	1988	7	42	[L]	1999 h	20	27	[L]
1976 h	23	6	[W]	1988	7	42	[L]	2000 h	15	0	[W]	1976	7	3	[W]	1989	10	41	[L]	2000	48	28	[W]
1976	7	3	[W]	1989	10	41	[L]					1977 h	20	14	[W]	1989 h	16	26	[L]				
1977 h	20	14	[W]	1990	3	27	[L]					1977	10	17	[L]	1990	3	27	[L]				
1977	10	17	[L]	1990 h	12	16	[L]					1978	28	3	[W]	1990 h	12	16	[L]				
1978	28	3	[W]	1991	33	27 ol	[W]					1978 h	7	6	[W]	1991	33	27 ol	[W]				
1978 h	7	6	[W]									1979	10	34	[L]								
1979	10	34	[L]									1979 h	37	17	[W]								
1979 h	37	17	[W]									1980	28	30	[L]								
1980	28	30	[L]																				

CLEVELAND BROWNS

Steelers won 43, lost 54 (Home: 29-20, Road: 14-34)

STEELERS			BROWNS			STEELERS			BROWNS			STEELERS			BROWNS				
1950 h	17	30	[L]	1966 h	16	6	[W]	1983 h	44	17	[W]	1999 h	15	16	[L]	2000 h	22	0	[W]
1950	7	45	[L]	1967	10	21	[L]	1983	17	30	[L]	1999	43	0	[W]	2000	20	23	[L]
1951	0	17	[L]	1967 h	14	34	[L]	1984	10	20	[L]	1999 h	15	16	[L]	2000	20	23	[L]
1951 h	0	28	[L]	1968	24	31	[L]	1984 h	23	20	[W]	1999 h	15	16	[L]	2000	20	23	[L]
1952 h	20	21	[L]	1968 h	24	45	[L]	1985	7	17	[L]	1999 h	15	16	[L]	2000	20	23	[L]
1952	28	29	[L]	1969	31	42	[L]	1985 h	10	9	[W]	1999 h	15	16	[L]	2000	20	23	[L]
1953	16	34	[L]	1969 h	3	24	[L]	1986 h	24	27	[L]	1999 h	15	16	[L]	2000	20	23	[L]
1953 h	18	20	[L]	1970	7	15	[L]	1986	31	37 ol	[L]	1999 h	15	16	[L]	2000	20	23	[L]
1954 h	55	27	[W]	1970 h	28	9	[W]	1987	10	34	[L]	1999 h	15	16	[L]	2000	20	23	[L]
1954	7	42	[L]	1971	17	27	[L]	1987 h	13	19	[L]	1999 h	15	16	[L]	2000	20	23	[L]
1955	14	41	[L]	1971 h	26	9	[W]	1988 h	9	23	[L]	1999 h	15	16	[L]	2000	20	23	[L]
1955 h	7	30	[L]	1972	24	26	[L]	1988	7	27	[L]	1999 h	15	16	[L]	2000	20	23	[L]
1956 h	10	14	[L]	1972 h	30	0	[W]	1989 h	0	51	[L]	1999 h	15	16	[L]	2000	20	23	[L]
1956	24	16	[W]	1973 h	33	6	[W]	1989	17	7	[W]	1999 h	15	16	[L]	2000	20	23	[L]
1957 h	12	23	[L]	1973	16	21	[L]	1990	3	13	[L]	1999 h	15	16	[L]	2000	20	23	[L]
1957	0	24	[L]	1974 h	20	16	[W]	1990 h	35	0	[W]	1999 h	15	16	[L]	2000	20	23	[L]
1958 h	12	45	[L]	1974	26	16	[W]	1991	14	17	[L]	1999 h	15	16	[L]	2000	20	23	[L]
1958	10	27	[L]	1975	42	6	[W]	1991 h	17	10	[W]	1999 h	15	16	[L]	2000	20	23	[L]
1959 h	17	7	[W]	1975 h	31	17	[W]	1992	9	17	[L]	1999 h	15	16	[L]	2000	20	23	[L]
1959	21	20	[W]	1976 h	31	14	[W]	1992 h	23	13	[W]	1999 h	15	16	[L]	2000	20	23	[L]
1960	20	28	[L]	1976	16	18	[L]	1993	23	28	[L]	1999 h	15	16	[L]	2000	20	23	[L]
1960 h	14	10	[W]	1977	28	14	[W]	1993 h	16	9	[W]	1999 h	15	16	[L]	2000	20	23	[L]
1961 h	28	30	[L]	1977 h	35	31	[W]	1994	17	10	[W]	1999 h	15	16	[L]	2000	20	23	[L]
1961	17	13	[W]	1978 h	15	9 ol	[W]	1994 h	17	7	[W]	1999 h	15	16	[L]	2000	20	23	[L]
1962 h	14	41	[L]	1978	34	14	[W]	1994 h*	29	9	[W]	1999 h	15	16	[L]	2000	20	23	[L]
1962	14	35	[L]	1979	51	35	[W]	1995 h	20	3	[W]	1999 h	15	16	[L]	2000	20	23	[L]
1963	23	35	[L]	1979 h	33	30 ol	[W]	1995	20	17	[W]	1999 h	15	16	[L]	2000	20	23	[L]
1963 h	9	7	[W]	1980	26	27	[L]	1995	20	17	[W]	1999 h	15	16	[L]	2000	20	23	[L]
1964	23	7	[W]	1980 h	16	13	[W]	1996	20	17	[W]	1999 h	15	16	[L]	2000	20	23	[L]
1964 h	17	30	[L]	1981 h	13	7	[W]	1996 h	20	17	[W]	1999 h	15	16	[L]	2000	20	23	[L]
1965	19	24	[L]	1981	32	10	[W]	1996 h	20	17	[W]	1999 h	15	16	[L]	2000	20	23	[L]
1965 h	21	42	[L]	1982	9	10	[L]	1996 h	20	17	[W]	1999 h	15	16	[L]	2000	20	23	[L]
1966	10	41	[L]	1982 h	37	21	[W]	1996 h	20	17	[W]	1999 h	15	16	[L]	2000	20	23	[L]

DALLAS COWBOYS

Steelers won 13, lost 15 (Home: 6-5, Road: 5-8, Neutral: 2-1)

STEELERS			COWBOYS			STEELERS			COWBOYS			STEELERS			COWBOYS		
1960	35	28	[W]	1965	17	24	[L]	1978***	35	31	[W]	1982	36	28	[W]		
1961	24	27	[L]	1966	21	52	[L]	1979 h	14	3	[W]	1985	13	27	[L]		
1961 h	37	7	[W]	1966 h	7	20	[L]	1988 h	24	21	[W]	1991	10	20	[L]		
1962	30	28	[W]	1967 h	21	24	[L]	1994 h	9	26	[L]	1995***	17	27	[L]		
1962 h	27	42	[L]	1968	7	28	[L]	1997 h	7	37	[L]						
1963 h	27	21	[W]	1969 h	7	10	[L]										
1963	24	19	[W]	1972	13	17	[L]										
1964 h	23	17	[W]	1975***	21	17	[W]										
1964	14	17	[L]	1977 h	28	13	[W]										
1965 h	22	13	[W]														

STEELERS VS. NFL OPPONENTS

DENVER BRONCOS

Steelers won 8, lost 13, tied 1 (Home: 5-6, Road: 3-7-1)

STEELERS			BRONCOS			STEELERS			BRONCOS			STEELERS			BRONCOS		
1970	13		16	[L]		1978 h*	33		10	[W]		1989*	23		24	[L]	
1971 h	10		22	[L]		1979 h	42		7	[W]		1990	34		17	[W]	
1973 h	13		23	[L]		1983 h	10		14	[L]		1991	13		20	[L]	
1974	35		35 ot.	[T]		1984*	24		17	[W]		1993	13		37	[L]	
1975 h	20		9	[W]		1985 h	23		31	[L]		1997 h	35		24	[W]	
1977	7		21	[L]		1986 h	10		21	[L]		1997 h**	21		24	[L]	
1977*	21		34	[L]		1988 h	39		21	[W]							
1978	21		17	[W]		1989	7		34	[L]							

DETROIT LIONS

Steelers won 13, lost 17, tied 1 (Home: 9-3-1, Road: 4-13, Neutral: 0-1)

STEELERS			LIONS			STEELERS			LIONS			STEELERS			LIONS		
1934	7	40	[L]	1948	14	17	[L]	1966 h	17	3	[W]	1980	17	13	[W]		
1936	3	28	[L]	1949 h	14	7	[W]	1967	24	14	[W]	1981	17	13	[W]		
1937	3	7	[L]	1950	7	10	[L]	1969 h	16	13	[W]	1982	17	13	[W]		
1938	7	16	[L]	1952 h	6	31	[L]	1973 h	24	10	[W]	1983	3	45	[L]		
1940	10	7	[W]	1953	21	38	[L]	1983	3	45	[L]	1984	17	13	[W]		
1942	35	7	[W]	1955 h	28	31	[L]	1986 h	27	17	[W]	1985	17	13	[W]		
1943 h	35	34	[W]	1956	7	45	[L]	1989	23	3	[W]	1986	17	13	[W]		
1944 h	6	27	[L]	1959 h	10	10	[T]	1992 h	17	14	[W]	1987	17	13	[W]		
1944	7	21	[L]	1962	7	45	[L]	1995 h	23	20	[W]	1988	17	13	[W]		
1946	7	17	[L]	1962	10	17	[L]	1998	16	19 ot	[L]	1989	17	13	[W]		
1947 h	17	10	[W]	(Playoff Bowl)													

GREEN BAY PACKERS

Steelers won 12, lost 21 (Home: 6-8, Road: 6-13)

STEELERS			PACKERS			STEELERS			PACKERS			STEELERS			PACKERS				
1933	0	47	[L]	1946	7	17	[L]	1965 h	9	41	[L]	1978	24	17	[W]	1998	27	20	[W]
1935	0	27	[L]	1947	18	17	[W]	1967	24	17	[W]	1979	34	38	[L]	1999	19	24	[L]
1935 h	14	34	[L]	1948 h	38	7	[W]	1969 h	34	38	[L]	1980 h	22	20	[W]	1999 h	20	35	[L]
1936	10	42	[L]	1949	30	7	[W]	1970 h	12	20	[L]	1981	16	13	[W]	2000	3	17	[L]
1938	0	20	[L]	1951	33	35	[L]	1975	16	13	[W]	1982	25	21	[W]	2001	27	3	[W]
1940	3	24	[L]	1951 h	28	7	[W]	1980 h	22	20	[W]	1983	25	21	[W]	2002	27	3	[W]
1941 h	7	54	[L]	1953 h	31	14	[W]	1983	25	21	[W]	1986 h	27	3	[W]	2003	3	17	[L]
1942	21	24	[L]	1954	21	20	[W]	1986 h	27	3	[W]	1992	3	17	[L]	2004	19	24	[L]
1943 h	28	38	[L]	1957 h	10	27	[L]	1992	3	17	[L]	1995	19	24	[L]	2005	27	20	[W]
1944	7	34	[L]	1960 h	13	19	[L]	1995	19	24	[L]	1998	27	20	[W]	2006	27	20	[W]
1944 h	20	35	[L]	1963	14	33	[L]	1998	27	20	[W]	2000	3	17	[L]	2007	27	20	[W]

INDIANAPOLIS COLTS

Steelers won 17, lost 4 (Home: 12-1, Road: 5-3)

STEELERS			COLTS			STEELERS			COLTS			STEELERS			COLTS		
1950 h	17		7	[W]		1977	21		31	[L]		1987 h	21		7	[W]	
1957	19		13	[W]		1978 h	35		13	[W]		1991	21		3	[W]	
1968 h	7		41	[L]		1979 h	17		13	[W]		1992 h	30		14	[W]	
1971	21		34	[L]		1980	20		17	[W]		1994 h	31		21	[W]	
1974 h	30		0	[W]		1983	24		13	[W]		1995 h**	20		16	[W]	
1975 h*	28		10	[W]		1984	16		17	[L]		1996 h*	42		14	[W]	
1976*	40		14	[W]		1985 h	45		3	[W]		1997 h	24		22	[W]	

Franchise moved from Baltimore to Indianapolis after 1983 season.

JACKSONVILLE JAGUARS

Steelers won 5, lost 7 (Home: 4-2, Road: 1-5)

STEELERS			JAGUARS			STEELERS			JAGUARS			STEELERS			JAGUARS		
1995	16	20	[L]	1997 h	23	17 ot	[W]	2000	23	13	[W]	2000 h	24	34	[L]		
1995 h	24	7	[W]	1998 h	30	15	[W]										
1996	9	24	[L]	1998	3	21	[L]										
1996 h	28	3	[W]	1999 h	3	17	[L]										
1997	21	30	[L]	1999	6	20	[L]										



STEELERS VS. NFL OPPONENTS

KANSAS CITY CHIEFS

Steelers won 15, lost 8 (Home: 7-4, Road: 8-4)

STEELERS	CHIEFS		STEELERS	CHIEFS		STEELERS	CHIEFS	
1970 h	14	[L]	1980 h	21	[W]	1989 h	23	[W]
1971	16	[L]	1981 h	33	[L]	1992	27	[W]
1972 h	16	[W]	1982 h	35	[W]	1993*	24	27 ot [L]
1974	34	[W]	1984 h	27	[W]	1996	17	[W]
1975 h	28	[W]	1985	36	[W]	1997	10	[L]
1976	45	[W]	1986 h	19	[L]	1998	20	[W]
1978 h	27	[W]	1987	17	[W]	1999	19	[L]
1979	30	[W]	1988 h	16	[W]			

MIAMI DOLPHINS

Steelers won 8, lost 11 (Home: 5-3, Road: 3-8)

STEELERS	DOLPHINS		STEELERS	DOLPHINS		STEELERS	DOLPHINS	
1971	21	[L]	1984 h	7	[L]	1990 h	6	[L]
1972 h**	17	[L]	1984**	28	[L]	1993	21	[W]
1973	26	[L]	1985	20	[L]	1994 h	16	13 ot [W]
1976 h	14	[W]	1987	24	[L]	1995	10	[L]
1979 h*	34	[W]	1988 h	40	[W]	1996	24	[W]
1980 h	23	[W]	1989	34	[W]	1998	0	[L]
1981	10	[L]						

MINNESOTA VIKINGS

Steelers won 5, lost 8 (Home: 3-4, Road: 1-4, Neutral: 1-0)

STEELERS	VIKINGS		STEELERS	VIKINGS		STEELERS	VIKINGS	
1962 h	39	[W]	1974***	16	[W]	1989 h	27	[W]
1964	10	[L]	1976	6	[L]	1992 h	3	[L]
1967 h	27	[L]	1980	23	[W]	1995 h	24	[L]
1969	14	[L]	1983 h	14	[L]			
1972 h	23	[W]	1986	7	[L]			

NEW ENGLAND PATRIOTS

Steelers won 12, lost 5 (Home: 9-4, Road: 3-1)

STEELERS	PATRIOTS		STEELERS	PATRIOTS		STEELERS	PATRIOTS	
1972 h	33	[W]	1983 h	23	[L]	1995 h	41	[W]
1974	21	[W]	1986 h	0	[L]	1996*	3	[L]
1976 h	27	[L]	1989 h	28	[W]	1997	24	21 ot [W]
1979	16	13 ot [W]	1990 h	24	[W]	1997 h*	7	[W]
1981 h	27	21 ot [W]	1991 h	20	[W]	1998 h	9	[L]
1982 h	37	[W]	1993 h	17	[W]			

NEW ORLEANS SAINTS

Steelers won 6, lost 5 (Home: 2-2, Road: 4-3)

STEELERS	SAINTS		STEELERS	SAINTS		STEELERS	SAINTS	
1967	14	[W]	1974	26	[W]	1987 h	16	[L]
1968 h	12	[L]	1978 h	20	[W]	1990	9	[W]
1968	14	[L]	1981	20	[W]	1993 h	37	[W]
1969	24	[L]	1984	24	[L]			

NEW YORK GIANTS

Steelers won 28, lost 45, tied 3 (Home: 14-21-3, Road: 14-24)

STEELERS	GIANTS		STEELERS	GIANTS		STEELERS	GIANTS	
1933 h	2	[L]	1941 h	10	[L]	1949 h	28	[W]
1933	3	[L]	1941	7	[L]	1949	21	[W]
1934 h	12	[L]	1942 h	13	[W]	1950 h	7	[L]
1934	7	[L]	1942	17	[W]	1950	17	[W]
1935 h	7	[L]	1943 h	28	[W]	1951 h	13	[T]
1935	0	[L]	1943	14	[L]	1951	0	[L]
1936 h	10	[W]	1944	0	[L]	1952 h	63	[W]
1937 h	7	[L]	1945 h	6	[W]	1953 h	24	[W]
1937	0	[L]	1945	21	[W]	1953	14	[L]
1938 h	14	[L]	1946 h	14	[L]	1954 h	6	[L]
1938	13	[W]	1946	0	[L]	1954	3	[L]
1939 h	7	[L]	1947	38	[W]	1955 h	30	[W]
1939	7	[L]	1947 h	24	[W]	1955	19	[W]
1940 h	10	[T]	1948	27	[L]	1956	10	[L]
1940	0	[L]	1948 h	38	[W]	1956 h	14	[L]

STEELERS VS. NFL OPPONENTS

NEW YORK GIANTS (Continued)

STEELERS	GIANTS		STEELERS	GIANTS		STEELERS	GIANTS	
1957	0	[L]	1962	20	[W]	1967	20	[L]
1957 h	21	[W]	1963	31	[W]	1968 h	20	[L]
1958	6	[L]	1963	17	[L]	1969	7	[L]
1958 h	31	[W]	1964 h	27	[W]	1969 h	17	[L]
1959 h	16	[L]	1964	44	[W]	1971 h	17	[W]
1959	14	[W]	1965 h	13	[L]	1976	27	[W]
1960 h	17	[L]	1965	10	[L]	1985	10	[L]
1960	24	[L]	1966 h	34	[T]	1991 h	20	[L]
1961 h	14	[L]	1966	47	[W]	1994	10	[W]
1961	21	[L]	1967 h	24	[L]	2000	10	[L]
1962 h	27	[L]						

NEW YORK JETS

Steelers won 13, lost 1 (Home: 4-0, Road: 9-1)

STEELERS	JETS		STEELERS	JETS		STEELERS	JETS	
1970 h	21	[W]	1981 h	38	[W]	1989	13	[W]
1973 h	26	[W]	1983	34	[W]	1990	24	[W]
1975	20	[W]	1984	23	[W]	1992 h	27	[W]
1977	23	[W]	1986	45	[W]	2000	20	[W]
1978	28	[W]	1988	20	[L]			

OAKLAND RAIDERS

Steelers won 9, lost 10 (Home: 4-3, Road: 5-7)

STEELERS	RAIDERS		STEELERS	RAIDERS		STEELERS	RAIDERS	
1970	14	[L]	1975 h**	16	[W]	1984	13	[W]
1972 h	34	[W]	1976	28	[L]	1990	3	[L]
1972 h*	13	[W]	1976**	7	[L]	1994	21	[W]
1973	17	[W]	1977 h	7	[L]	1995	29	[W]
1973*	14	[L]	1980 h	34	[L]	2000 h	21	[W]
1974 h	0	[L]	1981	27	[L]			
1974**	24	[W]	1983*	10	[L]			

Franchise moved from Oakland to Los Angeles after 1981 season, and moved back to Oakland after 1994 season.

PHILADELPHIA EAGLES

Steelers won 26, lost 46, tied 3 (Home: 17-19-1, Road: 8-25-2, Neutral: 1-2)

STEELERS	EAGLES		STEELERS	EAGLES		STEELERS	EAGLES	
1933	6	[L]	1947 h	0	[L]	1960	7	[L]
1934 h	0	[L]	(Eastern Conference Playoff)			1960 h	27	[W]
1934	9	[W]	1948 h	7	[L]	1961	16	[L]
1935	17	[W]	1948	0	[L]	1961 h	24	[L]
1935 h	6	[L]	1949 h	7	[L]	1962 h	13	[W]
1936 h	17	[W]	1949	17	[L]	1962	26	[W]
1936 1	6	[W]	1950 h	10	[L]	1963	21	[T]
1937 h	27	[W]	1950	9	[W]	1963 h	20	[T]
1937	16	[W]	1951 h	13	[L]	1964	7	[L]
1938 2	7	[L]	1951	17	[W]	1964 h	10	[L]
1938 3	7	[L]	1952 h	25	[L]	1965	20	[W]
1939	14	[L]	1952	21	[L]	1965 h	13	[L]
1939 h	24	[W]	1953	7	[L]	1966 h	14	[L]
1940 h	7	[W]	1953 h	7	[L]	1966	23	[L]
1940	0	[L]	1954	22	[L]	1967	24	[L]
1941 h	7	[L]	1955 h	13	[W]	1968 h	6	[W]
1941	7	[T]	1955	0	[L]	1969	27	[L]
1942 h	14	[L]	1956 h	21	[L]	1970	20	[L]
1942	14	[W]	1956	7	[L]	1974 h	27	[W]
1945 h	3	[L]	1957 h	6	[W]	1979	14	[L]
1945	6	[L]	1957	6	[L]	1988 h	26	[L]
1946 h	10	[W]	1958 h	24	[W]	1991	14	[L]
1946	7	[L]	1958	31	[W]	1994 h	14	[W]
1947 h	35	[W]	1959	24	[L]	1997	20	[L]
1947	0	[L]	1959 h	31	[W]	2000 h	23	[L]

1-Johnstown, Pa. 2-Buffalo, N.Y. 3-Charleston, W.V.

STEELERS VS. NFL OPPONENTS

ST. LOUIS RAMS

Steelers won 6, lost 16, tied 2 (Home: 5-5-1, Road: 0-11-1, Neutral: 1-0)

STEELERS	RAMS		STEELERS	RAMS		STEELERS	RAMS	
1938	7	[L]	1952	14	[L]	1978	7	[L]
1939	14	[T]	1955	26	[L]	1979***	31	[W]
1941	14	[L]	1956 h	30	[W]	1981 h	24	[W]
1944 h	28	[L]	1961	14	[L]	1984 h	24	[W]
1944 h	6	[L]	1964 h	14	[L]	1987	21	[L]
1947 h	7	[L]	1968	10	[L]	1990 h	41	[W]
1948	14	[L]	1971 h	14	[L]	1993	0	[L]
1949 h	7	[T]	1975	3	[L]	1996 h	42	[W]

Franchise moved from Cleveland to Los Angeles after 1945 season.

Franchise moved to St. Louis after 1994 season.

SAN DIEGO CHARGERS

Steelers won 17, lost 7 (Home: 11-2, Road: 6-5)

STEELERS	CHARGERS		STEELERS	CHARGERS		STEELERS	CHARGERS	
1971 h	21	[W]	1982 h*	28	[L]	1991 h	26	[W]
1972	24	[W]	1983 h	26	[W]	1992	23	[W]
1973 h	38	[W]	1984 h	52	[W]	1993 h	16	[W]
1975	37	[W]	1985	44	[L]	1994	34	[L]
1976 h	23	[W]	1987	20	[W]	1994 h**	13	[L]
1977	10	[W]	1988	14	[L]	1995 h	31	[W]
1979	7	[L]	1989 h	20	[W]	1996 h	16	[W]
1980	17	[L]	1990 h	36	[W]	2000	34	[W]

Franchise moved from Los Angeles to San Diego after 1960 season.

SAN FRANCISCO 49ERS

Steelers won 8, lost 9 (Home: 3-5, Road: 5-4)

STEELERS	49ERS		STEELERS	49ERS		STEELERS	49ERS	
1951 h	24	[L]	1968 h	28	[L]	1987 h	30	[W]
1952	24	[W]	1973	37	[W]	1990	7	[L]
1954	3	[L]	1977 h	27	[W]	1993 h	13	[L]
1958	20	[L]	1978	24	[W]	1996 h	15	[L]
1961 h	20	[W]	1981 h	14	[L]	1999	27	[W]
1965	17	[L]	1984	20	[W]			

SEATTLE SEAHAWKS

Steelers won 6, lost 7 (Home: 5-2, Road: 1-5)

STEELERS	SEAHAWKS		STEELERS	SEAHAWKS		STEELERS	SEAHAWKS	
1977 h	30	[W]	1986	0	[L]	1994	13	[L]
1978 h	21	[W]	1987 h	13	[W]	1998 h	13	[W]
1981	21	[L]	1991 h	7	[L]	1999 h	10	[L]
1982	0	[L]	1992 h	20	[W]			
1983	27	[W]	1993	6	[L]			

TAMPA BAY BUCCANEERS

Steelers won 4, lost 1 (Home: 2-0, Road: 2-1)

STEELERS	BUCS		STEELERS	BUCS		STEELERS	BUCS	
1976 h	42	[W]	1983 h	17	[W]	1998	3	[L]
1980	24	[W]	1989	31	[W]			

TENNESSEE TITANS

Steelers won 38, lost 26 (Home: 22-10, Road: 16-16)

STEELERS	TITANS		STEELERS	TITANS		STEELERS	TITANS	
1970 h	7	[L]	1976	21	[W]	1982	24	[W]
1970	7	[W]	1977	10	[L]	1983	40	[W]
1971 h	23	[W]	1977 h	27	[W]	1983 h	17	[W]
1971	3	[L]	1978 h	17	[L]	1984 h	35	[W]
1972 h	24	[W]	1978	13	[W]	1984	20	[L]
1972	9	[W]	1978 h**	34	[W]	1985 h	20	[W]
1973	36	[W]	1979 h	38	[W]	1985	30	[W]
1973 h	33	[W]	1979	17	[L]	1986	22	[W]
1974	13	[W]	1979 h**	27	[W]	1986 h	21	[W]
1974 h	10	[L]	1980 h	31	[W]	1987 h	3	[L]
1975 h	24	[W]	1980	0	[L]	1987	16	[L]
1975	32	[W]	1981 h	26	[W]	1988 h	14	[L]
1976 h	32	[W]	1981	20	[L]	1988	37	[W]

(continued on next page)

STEELERS VS. NFL OPPONENTS

TENNESSEE TITANS (Continued)

STEELERS	TITANS		STEELERS	TITANS		STEELERS	TITANS	
1989	0	[L]	1993	3	[L]	1997	6	[L]
1989 h	16	[L]	1993 h	17	[L]	1998 h	31	[L]
1989*	26	[W]	1994 h	30	[W]	1998	14	[L]
1990 h	20	[W]	1994	12	[W]	1999	10	[L]
1990	14	[L]	1995	34	[W]	1999 h	27	[L]
1991 h	26	[W]	1995 h	21	[W]	2000 h	20	[L]
1991	6	[L]	1996 h	30	[W]	2000	7	[L]
1992	29	[W]	1996	13	[L]			
1992 h	21	[W]	1997 h	37	[W]			

Franchise moved from Houston to Tennessee after the 1996 season.

Franchise changed name from Oilers to Titans after 1998 season.

WASHINGTON REDSKINS

Steelers won 30, lost 43, tied 4 (Home: 18-22-1, Road: 12-21-3)

STEELERS	REDSKINS		STEELERS	REDSKINS		STEELERS	REDSKINS	
1933 h	6	[L]	1946 h	14	[W]	1959	27	[W]
1933	16	[W]	1947	26	[L]	1960	27	[T]
1934 h	0	[L]	1947 h	21	[W]	1960 h	22	[W]
1934	0	[L]	1948	14	[L]	1961 h	20	[W]
1935 h	6	[W]	1948 h	10	[W]	1961	30	[W]
1935	3	[L]	1949 h	14	[L]	1962 h	23	[W]
1936 h	10	[W]	1949	14	[L]	1962	27	[W]
1936	0	[L]	1950	26	[W]	1963 h	38	[W]
1937	20	[L]	1950 h	7	[L]	1963	34	[W]
1937 h	21	[W]	1951 h	7	[L]	1964 h	0	[L]
1938 h	0	[L]	1951	20	[W]	1964	14	[W]
1938	0	[L]	1952 h	24	[L]	1965 h	3	[L]
1939	14	[L]	1952	24	[W]	1965	14	[L]
1939 h	14	[L]	1953 h	9	[L]	1966 h	27	[L]
1940 h	10	[L]	1953	14	[W]	1966	10	[L]
1940	10	[L]	1954 h	37	[W]	1967 h	10	[L]
1941 h	20	[L]	1954	14	[L]	1968	13	[L]
1941	3	[L]	1955 h	14	[L]	1969 h	7	[L]
1942	14	[L]	1955	17	[L]	1973 h	21	[W]
1942 h	0	[L]	1956 h	30	[W]	1979 h	38	[W]
1943 h	14	[T]	1956	23	[W]	1985 h	23	[L]
1943	27	[W]	1957 h	28	[W]	1988	29	[L]
1944	20	[L]	1975	3	[L]	1991 h	14	[L]
1945 h	0	[L]	1958 h	24	[W]	1997 h	14	[W]
1945	0	[L]	1958	14	[T]	2000 h+	24	[W]
1946	14	[T]	1959 h	17	[L]			

Franchise moved from Boston to Washington after 1936 season.

*AFC Playoffs **AFC Championship ***Super Bowl + Final Game at Three Rivers Stadium

STEELERS VS. NFC

Home	Away	Overall	Home	Away	Overall
1970	0-1	0-2	1986	2-0	2-2
1971	1-1	0-1	1987	1-1	2-2
1972	1-0	1-1	1988	1-1	1-3
1973	2-0	1-0	1989	1-1	3-1
1974	2-0	1-0	1990	2-0	3-1
1975	1-0	1-1	1991	0-2	0-4
1976	0-0	1-1	1992	1-1	1-3
1977	2-0	0-0	1993	1-1	2-2
1978	2-0	1-1	1994	1-1	2-2
1979	2-0	1-1	1995	1-1	2-3 **
1980	2-0	2-0	1996	1-1	2-2
1981	1-1	2-0	1997	1-1	2-2
1982	0-0	1-0	1998	2-0	2-2
1983	1-1	1-1	1999	2-0	3-0
1984	2-0	1-1	2000	1-1	1-2
1985	1-1	0-2	TOTAL:	38-17	24-30
					66-48

*Includes Super Bowl win

**Includes Super Bowl loss

STEELERS ALL-TIME DRAFTS

2001 — 19th overall (3 offensive, 4 defensive)

1. Hampton, Casey (NT), Texas (choice from New York Jets in addition to Jets' fourth and sixth-round choices for 16th overall choice), 2. Bell, Kendrick (LB), Georgia (choice from New England), 3. Forde, 4. Knewell, Mathias (OT), Temple, 5. Okobi, Chukky (C/G), Purdue, 6-a. Bailey, Rodney (DE), Ohio State, 6-b. Knight, Roger (LB), Wisconsin, 7. Taylor, Chris (WR), Texas A&M.

2000 — 8th overall (5 offensive, 4 defensive)

1. Burruss, Plaxico (WR), Michigan State, 2. Smith, Marvel (OT), Arizona State, 3-a. Clancy, Kendrick (DT), Mississippi, 3-b. Poteat, Hank (CB), Pittsburgh, 4. Farmer, Danny (WR), UCLA, 5-a. Haggans, Clark (LB), Colorado State, 5-b. Martin, Tee (DB), Tennessee (compensatory selection), 6-a. Combs, Chris (DE), Duke, 6-b. Gavadz, Jason (TE), Kent (compensatory selection).

1999 — 13th overall (5 offensive, 5 defensive, 1 kicker)

1. Edwards, Troy (WR), Louisiana Tech, 2. Shields, Scott (S), Weber State, 3-a. Porter, Joey (LB), Colorado State, 3-b. Farris, Kris (OT), UCLA, 3-c. Zareau, Amos (RB), West Virginia (compensatory selection), 4. Smith, Aaron (DE), Northern Colorado, 5-a. Tuman, Jerame (TE), Michigan, 5-b. Johnson, Malcolm (WR), Notre Dame (compensatory selection), 7-a. Dingle, Antonio (DT), Virginia, 7-b. Kelsay, Chad (LB), Nebraska, 7-c. Brown, Kris (K), Nebraska.

1998 — 26th overall (5 offensive, 5 defensive)

1. Faneca, Alan (OG), Louisiana State, 2. Staat, Jeremy (DE), Arizona State (trade from Philadelphia through N.Y. Jets), 3-a. Conrad, Chris (OT) Fresno State, 3-b. Ward, Hines (WR) Georgia (compensatory selection), 4-a. Townsend, Deshea (CB) Alabama, 4-b. King, Carlos (FB) N.C. State (compensatory selection), 5. Simmons, Jason (CB) Arizona State (trade with Atlanta), 6-a. Fuamatu-Ma'afala, Chris (FB) Utah, 6-b. Olson, Ryan (LB) Colorado (compensatory selection), 7. Rubio, Angel (DE) SE Missouri State (compensatory selection).

1997 — 24th overall (4 offensive, 4 defensive)

1. Scott, Chad (CB), Maryland, 2. Blackwell, Will (WR), San Diego State, 3-a. Wiggins, Paul (OL), Oregon, 3-b. Vrabel, Mike (DE), Ohio State (compensatory selection), 4. Choice to St. Louis (Jerome Bettis, RB), 5-a. (choice from San Diego traded to San Diego), 5-b. Jones, George (RB), San Diego State, 6-a. Porter, Daryl (CB), Boston College, 6-b. Manuel, Rod (DE), Oklahoma (compensatory selection), 7-a. (choice from Kansas City traded to San Diego), 7-b. Adams, Mike (WR), Texas.

1996 — 29th overall (4 offensive, 5 defensive)

1. Stephens, Jamain (OT), North Carolina A&T, 2. Choice to St. Louis (Jerome Bettis, RB), 3-a. Conlay, Steve (LB), Arkansas (choice from St. Louis), 3-b. Wiltman, Jon (FB), Penn State, 4-a. Holmes, Earl (LB), Florida A&M, 4-b. Arnold, Jahine (WR), Fresno State (compensatory selection), 5. Raybon, Israel (DE), North Alabama, 6-a. Choice to San Diego, 6-b. Royce, Orpheus (DE), Florida State, 6-c. Fischer, Spence (QB), Duke (compensatory selection), 7. Emmons, Carlos (LB), Arkansas State.

1995 — 27th overall (4 offensive, 5 defensive, 1 kicker)

1. Bruener, Mark (TE), Washington, 2. Stewart, Kordell (QB), Colorado, 3-a. Beldon, Jason (LB), Oklahoma State (choice from Minnesota), 3-b. Morris, Byron "Bam" (RB), Texas Tech, 4. Faumui, Ta'ase (DL), Hawaii, 5-a. Bell, Myron (S), Michigan State (choice from Chicago), 5-b. Brown, Gary (OT), Georgia Tech, 6-a. Miller, Jim (QB), Michigan State, 6-b. Ravotelli, Eric (LB), Penn State (choice from Minnesota), 7. Abrams, Brice (FB), Michigan State.

1994 — 17th overall (5 offensive, 5 defensive)

1. Johnson, Charles (WR), Colorado, 2. Buckner, Brentson (DL), Clemson, 3-a. Gildon, Jason (LB), Oklahoma State (choice from Minnesota), 3-b. Morris, Byron "Bam" (RB), Texas Tech, 4. Faumui, Ta'ase (DL), Hawaii, 5-a. Bell, Myron (S), Michigan State (choice from Chicago), 5-b. Brown, Gary (OT), Georgia Tech, 6-a. Miller, Jim (QB), Michigan State, 6-b. Ravotelli, Eric (LB), Penn State (choice from Minnesota), 7. Abrams, Brice (FB), Michigan State.

1993 — 23rd overall (4 offensive, 5 defensive)

1. Figures, Deon (CB), Colorado, 2. Brown, Chad (LB), Colorado (choice from Indianapolis), 3. Hastings, Andre (WR), Georgia, 4. Henry, Kevin (DE), Mississippi State, 5-a. Palelei, Si'ulagi (G), Nevada-Las Vegas, 5-b. Woodard, Marc (LB), Mississippi State (choice from Dallas), 6. Williams, Willie (CB), Western Carolina, 7-a. Zgonina, Jeff (DT), Purdue (choice from Washington), 7-b. Keith, Craig (TE), Lenoir-Rhyne, 8. Van Pelt, Alex (QB), Pittsburgh.

1992 — 11th overall (8 offensive, 6 defensive)

1. Searcy, Leon (OT), Miami, 2. Kirkland, Levon (LB), Clemson, 3. Steed, Joel (NT), Colorado, 4. Davenport, Charles (WR), North Carolina State, 5. Haller, Alan (CB), Michigan State, 6. Choice traded to San Francisco, 7-a. Campbell, Russ (TE), Kansas State, 7-b. Graham, Scottie (FB), Ohio State (choice from San Francisco), 8-a. Perry, Darren (S), Penn State (choice from Green Bay through San Francisco), 8-b. Ismail, Hesham (G), Florida, 8-c. Williams, Nate (DL), Mississippi State (choice from San Francisco), 9. Webster, Elardo (LB), Rutgers, 10. Saunders, Mike (RB), Iowa, 11. Gammion, Kendall (G/C), Pittsburg State, 12. Benton, Cornelius (QB), Connecticut.

1991 — 15th overall (7 offensive, 5 defensive)

1. Richardson, Huey (LB), Florida, 2. Graham, Jeff (WR), Ohio State, 3. Mills, Ernie (WR), Florida, 4-a. Walker, Sammy (CB), Texas Tech (choice from Denver through New England), 4-b. Cooper, Adrian (TE), Oklahoma (choice from Washington), 5. Choice to New England, 6. Thompson, Leroy (RB), Penn State, 7. Jones, Andre (LB), Notre Dame, 8. Dingman, Dean (G), Michigan, 9. McGonnigal, Bruce (TE), Virginia, 10. Solomon, Ariel (OT), Colorado, 11. Thomas, Etrum (DB), Alabama, 12. Brady, Jeff (LB), Kentucky.

1990 — 21st overall (7 offensive, 5 defensive)

1. Green, Eric (TE), Liberty (choice from Minnesota through Dallas in addition to San Francisco's third-round choice through Dallas), 2. Davidson, Kenny (DE), Louisiana State, 3-a. O'Donnell, Neil (QB), Maryland, 3-b. Veasey, Craig (DT), Houston (choice from San Francisco through Dallas), 4. Calloway, Chris (WR), Michigan, 5. Foster, Barry (FB), Arkansas, 6. Heard, Ron (WR), Bowling Green, 7. Grayson, Dan (LB), Washington State, 8. Dunbar, Karl (DT), Louisiana State, 9. Jones, Gary (S), Texas A&M, 10. Miles, Eddie (LB), Minnesota, 11. Strzelczyk, Justin (OT), Maine, 12. Bell, Richard (RB), Nebraska.

1989 — 7th overall (5 offensive, 8 defensive)

1-a. Worley, Tim (RB), Georgia, 1-b. Ricketts, Tom (OT), Pittsburgh (choice from Minnesota), 2. Lake, Carnell (S), UCLA, 3. Hill, Derek (WR), Arizona, 4. Williams, Jerrol (LB), Purdue, 5. Arnold, David (DB), Michigan, 6. Stock, Mark (WR), Virginia Military Institute, 7. Johnson, David (CB), Kentucky, 8. Asbeck, Chris (NT), Cincinnati, 9. Jenkins, A.J. (DE), Cal State Fullerton, 10. Olasivsky, Jerry (LB), Pittsburgh, 11. Slater, Brian (WR), Washington, 12. Haseing, Carlton (NT), Pittsburgh/Johnstown.

1988 — 18th overall (7 offensive, 6 defensive)

1. Jones, Aaron (DE), Eastern Kentucky, 2. Dawson, Dermontti (C/G), Kentucky, 3. Lanza, Chuck (C), Notre Dame, 4. Choice to Kansas City, 5-a. Jordan, Darin (LB), Northeastern (choice from Phoenix), 5-b. Reese, Jerry (DL), Kentucky, 6. Williams, Warren (RB), Miami (Fla.), 7. Zeno, Marc (WR), Tulane, 8-a. Nichols, Mark (DT), Michigan State, 8-b. Hinnant, Mike (TE), Temple (choice from San Diego), 9. Lockbaum, Gordie (RB), Holy Cross, 10-a. Jackson, John (OT), Eastern Kentucky (choice from Tampa Bay), 10-b. Choice to Denver, 11. Dawson, Bobby (SS), Illinois, 12. Earle, James (LB), Clemson.

1987 — 10th overall (6 offensive, 7 defensive)

1. Woodson, Rod (CB), Purdue, 2. Hall, Delton (CB), Clemson, 3. Lockett, Charles (WR), Cal State — Long Beach, 4. Everett, Thomas (FS), Baylor, 5. Nickerson, Hardy (LB), California, 6-a. Johnson, Tim (DE), Penn State (choice from Tampa Bay), 6-b. Lloyd, Greg (LB), Fort Valley State, 7. Kelley, Chris (TE), Akron, 8. Buchanan, Charles (DE), Tennessee State, 9. Clinkscales, Joey (WR), Tennessee, 10. Hoge, Marri (RB), Idaho State, 11. Oswald, Paul (C), Kansas, 12. Young, Theo (TE), Arkansas.

1986 — 9th overall (6 offensive, 7 defensive)

1. Reinstra, John (G), Temple, 2. Williams, Gerald (DT/NT), Auburn, 3. Brister, Walter "Bubby" (QB), Northeast Louisiana, 4. Callahan, Bill (S), Pittsburgh, 5-a. Tucker, Errol (CB/KR), Utah, 5-b. Jones, Brent (TE), Santa Clara (choice from Los Angeles Raiders), 6. Bryant, Domingo (DB), Texas A&M, 7. Carter, Rodney (RB), Purdue, 8. Bosco, Cap (TE), Illinois, 9. Henton, Anthony (LB), Troy State, 10. Seitz, Warren (WR/RB), Missouri, 11. Station, Larry (LB), Iowa, 12. Williams, Mike (LB), Tulsa.

1985 — 20th overall (4 offensive, 8 defensive, 1 kicker)

1. Sims, Darryl (DE), Wisconsin, 2. Behring, Mark (OT), Nebraska, 3. Hobbey, Liffort (S), Louisiana State, 4. Turk, Dan (C), Wisconsin, 5. Jacobs, Cam (LB), Kentucky, 6. Carr, Gregg (LB), Auburn, 7. Andrews, Alan (TE), Rutgers, 8. Newsome, Harry (P), Wake Forest, 9-a. Small, Fred (LB), Washington, 9-b. Harris, Andre (CB), Minnesota (choice from New England), 10. White, Oliver (TE), Kentucky, 11. Matlachak, Terry (S), Missouri, 12. Sanchez, Jeff (S), Georgia.

1984 — 23rd overall (10 offensive, 2 defensive)

1. Lipps, Louis (WR), Southern Mississippi, 2. Kolodziejki, Chris (TE),

STEELERS ALL-TIME DRAFTS

Wyoming. 3. Choice to Miami. 4-a. Thompson, Weegie (WR), Florida State. 4-b. Long, Terry (G), East Carolina (choice from Washington). 5. Hughes, Van (DT), Southwest Texas State. 6. Brown, Chris (DB), Notre Dame. 7. Campbell, Scott (QB), Purdue. 8. Rasmussen, Randy (C-G), Minnesota. 9. Erenberg, Rich (RB), Colgate. 10. McJunkin, Kirk (G-OT), Texas. 11. Veals, Elton (RB), Tulane. 12. Gillespie, Fernandars (RB), William Jewell.

1983 — 21st overall (9 offensive, 5 defensive)

1. Rivera, Gabriel (NT-DE), Texas Tech. 2. Capers, Wayne (WR), Kansas. 3. Seabang, Todd (LB), San Diego State. 4. Metcalf, Isaac (S), Baylor. 5-a. Skansi, Paul (WR), Washington. 5-b. Garrity, George (WR), Penn State (choice from Washington). 6. Williams, Eric (S), North Carolina State (choice from Washington). 7. Williams, Eric (S), North Carolina State (choice from Denver). 8-b. Dunaway, Craig (TE), Michigan. 9. Wingle, Blake (G), UCLA. 10. Straughter, Roosevelt (S), Northeast Louisiana. 11. Raugh, Mark (TE), West Virginia. 12. Wiley, Roger (RB), Sam Houston State.

1982 — 12th overall (6 offensive, 7 defensive, 1 kicker)

1. Abercrombie, Walter (RB), Baylor. 2. Mayer, John (OT), Arizona State. 3. Merriweather, Mike (LB), Pacific. 4. Woods, Rick (S), Boise State. 5. Dallafior, Ken (OT), Minnesota. 6-a. Perko, Mike (DT), Utah State. 6-b. Bingham, Craig (LB), Syracuse (choice from New Orleans). 7-a. Nelson, Edmund (DT), Auburn (choice from Washington). 7-b. Boures, Emil (C), Pittsburgh. 8. Goodson, John (P), Texas. 9. Hirm, Mike (TE), Central Michigan. 10. Sunseri, Sal (LB), Pittsburgh. 11. Abdul-Saboor, Mikal (G), Morgan State. 12. Hughes, Al (DE), Western Michigan.

1981 — 17th overall (6 offensive, 5 defensive)

1. Gary, Keith (DE), Oklahoma. 2. Washington, Anthony (CB), Fresno State. 3. Dornalleg, Rick (C-G), North Carolina. 4. Martin, Robbie (WR-KR), Cal Poly-San Luis Obispo. 5. Martin, Rick (WR), New Mexico. 6. Hinkle, Bryan (LB), Oregon. 7. Little, David (LB), Florida. 8. Wilson, Frank (RB-TE), Rice. 9. Hunter, James (TE-OT), Southern California. 10. Maycock, Mike (S), Boston College. 11. Trocano, Rick (QB), Pittsburgh. 12. Sent to San Francisco as compensation in Willie Fry trade.

1980 — 28th overall (10 offensive, 5 defensive)

1. Malone, Mark (QB), Arizona State. 2-a. Kohrs, Bob (LB), Arizona State (choice from N.Y. Giants). 2-b. Goodman, John (DE), Oklahoma. 3. Snyder, Ray (TE), Wisconsin. 4. Hurley, Bill (QB), Syracuse. 5. Woffley, Craig (G), Syracuse. 6. Ilkin, Tunch (C), Indiana State. 7. Johnson, Nate (WR), Hillsdale (Michigan). 8. Walton, Ted (CB), Connecticut. 9. McCall, Ron (WR), Arkansas at Pine Bluff. 10-a. Wilson, Woodrow (CB), North Carolina State (choice from San Francisco). 10-b. Fritz, Ken (G), Ohio State. 11. Pollard, Frank (RB), Baylor. 12-a. Vacklavik, Charles (DB), Texas (choice from San Francisco). 12-b. McGriff, Tyrone (G), Florida A & M.

1979 — 28th overall (8 offensive, 6 defensive, 1 kicker)

1. Hawthorne, Greg (RB), Baylor. 2. Valentine, Zack (LB), East Carolina. 3. None. 4-a. Davis, Russell (RB), Michigan (choice from Detroit). 4-b. Sweeney, Calvin (WR), Southern California. 5. Board, Dwayne (DE), North Carolina A & T. 6-a. Murrell, Bill (TE), Winston-Salem (choice from San Diego). 6-b. Woodruff, Dwayne (CB), Louisville (choice from New England). 6-c. Bahr, Matt (PK), Penn State. 7. Kimball, Bruce (G), Massachusetts. 8. Graves, Tom (LB), Michigan State. 9. Kirk, Kirk (DE), Denison. 10. Thompson, Tod (TE), Brigham Young. 11. Moore, Charlie (G), Wichita State. 12-a. Smith, Ed (LB), Vanderbilt (choice from Philadelphia). 12-b. Almond, Mike (WR), Northwestern Louisiana.

1978 — 22nd overall (6 offensive, 6 defensive, 2 kickers)

1. Johnson, Ron (CB), Eastern Michigan. 2. Fry, Willie (DE), Notre Dame. 3. Colquitt, Craig (P), Tennessee. 4. Anderson, Larry (CB), Louisiana Tech. 5. Choice traded to Green Bay for Dave Palfrey. 6. Reutershan, Randy (WR), Pittsburgh. 7. Dufresne, Mark (TE), Nebraska. 8-a. Moser, Rick (RB), Rhode Island (choice from St. Louis for Mary Keilum). 8-b. Keys, Andre (WR), California Poly. 9. Reynolds, Lance (OT), Brigham Young. 10-a. Becker, Doug (LB), Notre Dame. 10-b. Jurich, Tom (PK), Northern Arizona (choice from Tampa Bay for Ernie Holmes). 11-a. Terry, Nat (CB), Florida State (choice from Tampa Bay for Ernie Holmes). 11-b. Brzoza, Tom (C), Pittsburgh. 12. Carr, Brad (LB), Maryland.

1977 — 21st overall (10 offensive, 8 defensive)

1. Cole, Robin (LB), New Mexico. 2. Thornton, Sidney (RB), Northwestern Louisiana. 3-a. Beasley, Tom (DT), Virginia Tech (choice from New York Jets). 3-b. Smith, Jim (WR), Michigan. 4-a. Petersen, Ted (C), Eastern Illinois (choice from Green Bay). 4-b. Smith, Laverne (RB), Kansas (choice from Chicago). 4-c. Audick, Dan (G), Hawaii. 5-a. Stout, Cliff (QB), Youngstown State (choice from Kansas City). 5-b. Courson, Steve (CB), South Carolina (choice from Detroit). 5-c. Winston, Dennis (LB), Arkansas. 6. Harris, Paul (LB), Alabama. 7. Frisch, Randy (DT), Missouri. 8. August, Phil (WR), Miami

(Fla.), 9. Kelly, Roosevelt (TE), Eastern Kentucky. 10-a. Cowans, Alvin (DB), Florida (choice from Buffalo). 10-b. LaCrosse, Dave (LB), Wake Forest. 11. West, Lou (DB), Cincinnati. 12. Stephens, Jimmy (TE), Florida.

1976 — 28th overall (12 offensive, 10 defensive)

1. Cunningham, Bennie (TE), Clemson. 2-a. Pinney, Ray (C), Washington (choice from Chicago). 2-b. Kruzcek, Mike (QB), Boston College (choice from Baltimore). 2-c. Files, James (G-C), McNeese State. 3-a. Coder, Ron (DT), Penn State (choice from Green Bay). 3-b. Pough, Ernest (WR), Texas Southern. 4-a. Monds, Wonder (S), Nebraska (choice from Baltimore). 4-b. Bell, Theo (WR), Arizona. 5. Norton, Rodney (LB), Rice. 6-a. Dunn, Gary (DT), Miami (Fla.), (choice from St. Louis). 6-b. Delopaine, Jack (RB), Salem (W.Va.). 7. Burlon, Barry (TE), Vanderbilt. 8. McAleny, Ed (DE), Massachusetts. 9. Gaines, Wentford (CB), Cincinnati. 10. Campbell, Gary (LB), Colorado. 11. Fuchs, Rolland (RB), Arkansas. 12. Carroll, Bill (WR), East Texas State. 13. Kain, Larry (LB), Ohio State. 14. Fields, Wayne (DB), Florida. 15. Davis, Mel (DE), North Texas State. 16. Butts, Randy (RB), Kearney State. 17. Kirk, Kelvin (WR), Dayton.

1975 — 26th overall (12 offensive, 9 defensive)

1. Brown, Dave (DB), Michigan. 2. Barber, Bob (DE), Grambling. 3. White, Walter (TE), Maryland. 4. Evans, Harold (LB), Houston. 5. Sexton, Brent (DB), Elon. 6. Crenshaw, Marvin (OT), Nebraska. 7. Mattingly, Wayne (OT), Colorado. 8. Kropp, Tom (LB), Kearney State (choice from Kansas City). 8-a. Humphrey, Al (DE), Tulsa. 9. Clark, Eugene (G), UCLA (choice from New England). 9-a. Reimer, Bruce (RB), North Dakota. 10. Heyer, Kirk (DT), Kearney State (choice from New England). 10-a. Gray, Archie (WR), Wyoming. 11. Little, Randy (TE), W. Liberty St. (W.Va.). 12. Murphy, Greg (DE), Penn St. 13. Gaddis, Robert (WR), Mississippi Valley. 14. Collier, Mike (RB), Morgan St. 15. Thatcher, Jim (WR), Langston (choice from Kansas City). 15-a. Smith, Marty (DT), Louisville. 16. Bassler, Miller (TE), Houston. 17. Hegener, Stan (G), Nebraska.

1974 — 21st overall (10 offensive, 11 defensive)

1. Swann, Lynn (WR), So. California. 2. Lambert, Jack (LB), Kent St. 3. Choice to Oakland. 4-a. Stallworth, John (WR), Alabama A. & M. (choice from New England). 4-b. Allen, Jim (DB), UCLA. 5. Webster, Mike (G), Wisconsin. 6-a. Wolf, James (DE), Prairie View (choice from Denver). 6-b. Druschel, Rick (OT), No. Carolina St. 7-a. Sitterle, Allen (OT), No. Carolina St. (choice from New England). 7-b. Garske, Scott (TE), Eastern Washington St. 8. Gelfert, Mark (LB), Purdue. 9-a. Reamom, Tom (RB), Missouri (choice from Denver). 9-b. Davis, Charlie (DT), Texas Christian. 10-a. Kregel, Jim (G), Ohio St. (choice from New England). 10-b. Atkinson, Dave (DB), Brigham Young. 11. Morton, Dickey (RB), Arkansas. 12. Lickiss, Hugh (LB), Simpson (Iowa). 13. Kolch, Frank (QB), Eastern Michigan. 14. Henley, Bruce (DB), Rice. 15. Hunt, Larry (OT), Iowa St. 16. Morgan, Octavus (LB), Illinois. 17. Moore, Larry (DE), Angelo St. (Tex.).

1973 — 24th overall (7 offensive, 13 defensive)

1. Thomas, James (DB), Florida St. 2. Phares, Ken (DB), Mississippi St. 3. Bernhard, Roger (G), Kansas. 4. Clark, Gail (LB), Michigan St. 5. Reavis, David (DE), Arkansas (choice from New Orleans). 5-a. Clark, Larry (LB), No. Illinois. 6-a. Bell, Ron (RB), Illinois St. (choice from Denver). 6-b. Scolnik, Glen (WR), Indiana. 7. Dorsey, Nate (DE), Mississippi Valley. 8-a. Toews, Loren (LB), California (choice from Denver). 8-b. Janssen, Bill (OT), Nebraska. 9. Bonham, Bracy (G), No. Carolina Central. 10. Wunderly, Don (DT), Arkansas. 11. White, Bob (DB), Arizona. 12. Lee, Willie (RB), Indiana St. 13. Ferguson, Rick (WR), Kansas St. 14. Cowan, Roger (DT), Stanford. 15. Cross, Charles (DB), Iowa. 16. Nardi, Glen (DT), Navy. 17. Shannon, Mike (DT), Oregon St.

1972 — 13th overall (11 offensive, 13 defensive)

1. Harris, Franco (RB), Penn State. 2. Gravelle, Gordon (OT), Brigham Young. 3. McKinny, John (TE), Clemson. 4. Brinkley, Lorenzo (DB), Missouri (choice from New York Giants). 4-a. Bradley, Ed (LB), Wake Forest. 5. Fumess, Steve (DE), Rhode Island. 6. Meyer, Dennis (DB), Arkansas. 7. Colquitt, Joe (DE), Kansas St. (choice from NY Giants). 8. Vincent, Stahlke (RB), Rice. 9. Kelley, Don (DB), Clemson. 10. Brown, Bob (DT), Tampa. 11. Gilliam, Joe (QB), Tennessee St. 12. Curt, Ron (OT), Michigan St. 13. Messmer, Ernie (DT), Villanova. 14. Durranne, Tom (RB), Florida. 15. Hulacki, John (G), Massachusetts (choice from Houston). 15-a. Harrington, Charles (G), Wichita. 16. Hawkins, Nate (WR), Nevada-Las Vegas. 17. Linehan, Ron (LB), Idaho.

1971 — 8th overall (11 offensive, 10 defensive, 1 kicker)

1. Lewis, Frank (WR), Grambling. 2. Ham, Jack (LB), Penn St. 3. Davis, Steve (RB), Delaware St. 4. Mullins, Gerry (G), So. California. 4-a. White, Dwight (DE), E. Texas St. (choice from Baltimore). 5. Brown, Larry (TE), Kansas (choice from New Orleans). 5-a. Holmes, Melvin (OT), No. Car A&T. 5-b. Anderson, Ralph (DB), W. Texas St. (choice from Miami). 5-c. Brister, Fred (LB), Mississippi (choice from Minnesota). 6. Harnemann, Craig (G), Oregon St. 7. McClure, Worthy (OT-G), Mississippi. 8. Crowe, Larry (RB), Texas Southern (choice from New Orleans). 8-a. Rogers, Paul (G), Nebraska. 8-b.



STEELERS ALL-TIME DRAFTS

b. Holmes, Ernie (DT), Texas Southern (choice from Miami). 9. Anderson, Mike (LB), Louisiana St. 10. O'Shea, Jim (LB), Boston College. 11. Wagner, Mike (DB), Western Illinois. 12. (Choice to Baltimore). 13. Young, Alfred (WR), So. Cal. St. 14. Evans, McKinney (DB), New Mex. Highlands. 15. Makin, Ray (G), Kentucky. 16. Huntley, Walter (DB), Trinity (Tex.). 17. Ehle, Dan (RB), Howard Payne.

1970 — 1st overall

(12 offensive, 7 defensive)

1. Bradshaw, Terry (QB), Louisiana Tech. 2. Shanklin, Ron (WR), North Texas St. 3. Blount, Mel (DB), Southern. 4. George, Ed (OT), Wake Forest. 4-a. Evenson, Jim (RB), Oregon (choice from New York Giants). 5. Staggers, Jon (WR), Missouri. 6. Barrera, Manuel (LB), Kansas State. 6-a. Kogler, Clarence (OT), So. Carolina St. 7. Griffin, Danny (RB), Texas-Arlington. 8. Smith, Dave (WR), Indiana (Pa.). 9. Crennel, Carl (LB), West Virginia. 10. Brown, Isiah (DB), Stanford. 11. Hunt, Calvin (C), Baylor. 12. Sharp, Rick (OT), Washington. 13. Main, Billy (RB), Oregon St. 14. Askson, Burt (LB), Texas Southern. 15. Keppy, Glen (DT), Platteville (Wis.). 16. Yanosky, Frank (DT), Tennessee. 17. Key, Harry (TE), Mississippi Valley.

1969 — 4th overall

(9 offensive, 7 defensive, 1 kicker)

1. Greene, Joe (DT), No. Texas St. 2. Hanratty, Terry (QB), Notre Dame. 2-a. Bankston, Warren (RB), Tulane (choice from San Francisco). 3. Kolb, Jon (C), Oklahoma St. 4. Campbell, Bob (RB), Penn St. 5. Choice to St. Louis. 6. Choice to Green Bay. 7. Beatty, Charles (DB), No. Texas St. 7-a. Brown, Chadwick (OT), E. Texas St. 8. Cooper, Joe (WR), Tennessee. 8-a. Sodaski, John (DB), Villanova. 10. Greenwood, L.C. (DE), Arkansas AM & N. 11. Washington, Clarence (DT), Arkansas AM & N. 12. Fisher, Doug (LB), San Diego St. 13. Lynch, John (LB), Drake. 14. Hourmand, Bob (RB), Ohio U. 15. Liberto, Ken (WR), Louisiana Tech. 16. Mosley, Dock (WR), Alcorn A & M. 17. Eppright, Bill (K), Kent St.

1968

1. Taylor, Mike (OT), So. California. 2. Ruple, Ernie (OT), Arkansas. 3. Choice to Cleveland. 3-a. Henderson, Jon (WR), Colorado St. (choice from Minnesota). 3-b. Herbert, Ken (K), Houston (choice from Los Angeles). 4. Choice to Green Bay. 5. Choice to Green Bay. 6. Choice to Atlanta. 7. Dalton, Doug (RB), New Mexico St. 7-a. Glennon, Bill (DT), Washington (choice from Los Angeles). 8. Holman, Danny (QB), San Jose St. 9. Knight, John (DE), Weber St. 10. Choice to Cleveland. 11. King, Kim (RB), Georgia Tech. 12. Wheeler, Sam (LB), Wisconsin. 13. Roundy, Joe (G), Puget Sound. 14. Harris, Lou (DB), Kent St. 15. Lanning, Bob (DE), No. Montana. 16. Bleier, Rocky (RB), Notre Dame. 17. Cole, Bob (LB), So. Carolina.

1967

1. Choice to Green Bay. 2. Shy, Don (RB), San Diego St. 3. Choice to San Francisco. 3-a. Freitas, Rockne (C), Oregon (choice from Philadelphia). 4. May, Ray (LB), So. California. 5. Choice to Green Bay. 6. Choice to Atlanta. 6-a. Haggerty, Mikey (OT), Miami (Fla.). 7. Choice to Washington. 8. Barnes, Mike (OT), Purdue. 8-a. Forna, John (QB), Idaho (choice from Minnesota). 9. Otis, Paul (DT), Houston. 10. Wiley, Bill (LB), Fresno St. 11. Whitcomb, Jim (WR), Emporia St. (Kan.). 12. Choice to Baltimore. 13. Homan, Jim (G), So. California. 14. Anderson, Chat (TE), Minnesota. 15. Love, Mike (RB), Abilene Christian. 16. Smith, Bill (C), Oregon. 17. Davenport, Mike (RB), Wyoming.

1966

1. Leftridge, Dick (RB), West Virginia. 2. Gagner, Larry (G), Florida. 3. Kilborn, Pat (C), Syracuse. 4. Choice to Chicago. 5. Choice to Detroit. 6. Choice to Minnesota. 7. Boozer, Emerson (RB), Maryland St. 8. Choice to New York. 9. Stewart, Dale (WR), Pittsburgh. 10. Marion, Jerry (RB), Wyoming. 11. Washington, Charley (RB), Grambling. 12. Choice to Dallas. 13. Dial, Benji (QB), Eastern New Mexico. 14. Novogratz, Joe (LB), Pittsburgh. 15. Dobson, Joe (OT), Idaho. 16. Long, Jim (WR), Purdue. 17. Brundage, Mike (QB), Oregon. 18. Lucas, Kenny (QB), Pittsburgh. 19. Neilson, Dave (QB), Albion. 20. Springer, Ron (OT), Albion.

1965

1. Choice to Chicago. 2. Jefferson, Ray (WR), Utah. 3. Choice to New York. 4. Choice to Detroit. 5. Choice to Green Bay. 6. Choice to Green Bay. 7. Browning, Charlie (RB), Washington. 8. Howley, Bill (E), Pittsburgh. 9. Neville, Tom (T), Mississippi St. 10. Tobey, Dave (C), Oregon. 11. Molden, Frank (T), Jackson St. 12. Loftquist, Craig (B), Minnesota. 13. Wilburn, J. R. (B), South Carolina. 14. Butler, Jim (B), Edward Waters. 15. Carrell, John (T), Texas Tech. 16. Dusenbury, Doug (K), Kansas St. 17. Canale, Whit (B), Tennessee. 18. Howard, Bob (B), Stanford. 19. Price, Lonnie (B), Southwestern Louisiana. 20. Ferlig, Craig (QB), So. Carolina.

1964

1. Martha, Paul (B), Pittsburgh. 2. Choice to Chicago. 2-a. Kelly, Jim (E), Notre Dame (choice from Chicago). 3. Baker, Ralph (LB), Penn State. 4. McGee, Ben (T), Jackson St. 5. Alley, T. W. (T), William & Mary. 6. Gibson, Tom (G),

So. Carolina. 7. Smith, Bobby (B), No. Texas St. 8. Carrington, Bob (B), No. Carolina College. 9. Nichols, Bob (T), Stanford. 10. Choice to Cleveland. 11. Soleau, Bob (G), William & Mary. 12. Sherman, Bob (B), Iowa. 13. Baker, Glenn (T), Washington St. 14. Jenkins, Tom (G), Ohio St. 15. Brown, Barry (E), Florida. 16. Kesler, Ed (B), No. Carolina. 17. Shaw, Dennis (C), Detroit. 18. Dobbins, Oliver (B), Morgan St. 19. Marshall, Don (T), Lehigh. 20. Generalovich, Brian (E), Pittsburgh.

1963

1. Choice to Chicago. 2. Choice to Baltimore. 3. Choice to Green Bay. 4. Choice to Chicago. 5. Choice to Los Angeles. 6. Choice to Chicago. 7. Choice to Green Bay. 8. Atkinson, Frank (T), Stanford. 9. Carrington, Gene (T), Boston College. 10. Nelsen, Bill (QB), So. California. 11. Dixon, Hewitt (B), Florida A & M. 12. Curry, Roy (B), Jackson St. 13. Gray, Hal (LB), Los Angeles St. 14. Dickerson, Bob (E), Bethune-Cookman. 15. Szykowny, Matt (QB), Iowa. 16. Russell, Andy (LB), Missouri. 17. Stein, Tim (C), Miami (Ohio). 18. Bradshaw, Jim (B), Chattanooga. 19. Berg, Roger (T), St. Thomas (Minn.). 20. Traficant, Jim (QB), Pittsburgh.

1962

1. Ferguson, Bob (B), Ohio St. 2. Choice to Chicago. 3. Choice to Los Angeles. 4. Choice to Detroit. 5. Choice to Baltimore. 6. Choice to San Francisco. 7. Collins, Jack (B), Texas. 8. Ballman, Gary (B), Michigan St. 9. Powers, John (E), Notre Dame. 10. Vignali, Larry (G), Pitt 11. Willis, Bob (E), California. 12. Mudie, Sam (QB), Rutgers. 13. Woodward, Dave (T), Auburn. 14. Whittaker, Jim (E), Nevada. 15. Hatch, Vern (E), No. Carolina College. 16. Ply, Bobby (QB), Baylor. 17. Tucker, Nat (B), Florida A & M. 18. Yarbrough, Darrell (T), Northwest Louisiana St. 19. Kuprok, John (E), Pittsburgh. 20. Knight, John (B), Valparaiso.

1961

1. Choice to San Francisco. 2. Potlits, Myron (LB), Notre Dame. 3. Choice to Detroit. 4. Choice to San Francisco. 5. Choice to Baltimore. 6. Choice to Los Angeles. 7. Hoak, Dick (B), Penn St. 8. Balthazar, George (T), Tennessee A & I. 9. Choice to San Francisco. 10. Mack, Bill (B), Notre Dame. 11. Clements, Skip (B), No. Carolina. 12. Jackunas, Frank (T), Detroit. 13. Choice to San Francisco. 14. Schmitz, Bob (LB), Montana St. 15. McCorn, Ray (B), West Texas St. 16. Scott, Wilbert (B), Indiana. 17. Nofsinger, Terry (QB), Utah. 18. Simko, John (E), Augustana (S.D.). 19. Wyatt, Bernie (B), Iowa. 20. Jones, Mike (B), San Jose St.

1960

1. Spikes, Jack (B), TCU. 2. Choice to Cleveland. 3. Choice to Los Angeles. 4. Choice to Detroit. 5. Choice to St. Louis. 6. Choice to Los Angeles. 7. Dennis, Lonnie (G), Brigham Young. 8. Lanphear, Dan (G), Wisconsin. 9. Harris, Marshall (B), TCU. 10. Kapele, John (T), Brigham Young. 11. Choice to San Francisco. 12. Butler, Earl (T), No. Carolina. 13. Womack, Joe (B), Los Angeles St. 14. Keys, Brady (B), Colorado St. 15. Essenmacher, Larry (T), Alma. 16. Ames, Dave (B), Richmond. 17. Chamberlain, Dale (B), Miami (Ohio). 18. Lee, Charley (T), Iowa. 19. Turley, Howard (E), Louisville. 20. Harshberger, George (T), Wichita.

1959

1. Choice to San Francisco. 2. Choice to Detroit. 3. Choice to Los Angeles. 4. Choice to Los Angeles. 5. Choice to Green Bay. 6. Choice to Detroit. 7. Choice to Washington. 8. Barnett, Tom (B), Purdue. 9. Davis, Hal (G), Houston. 10. Gunnels, Riley (T), Georgia. 11. Curtis, Overton (B), Utah St. 12. Pavliska, Bill (B), Baylor. 13. Bohling, Dewey (B), Hardin-Simmons. 14. Peppercom, John (E), Kansas. 15. Brodnax, John (B), LSU. 16. Carrico, Bill (G), No. Texas St. 17. Leake, Bill (T), UCLA. 18. Seinturier, John (T), So. California. 19. Kocourek, Dave (E), Wisconsin. 20. Hayes, Rudy (B), Clemson. 21. Green, Johnny (QB), Chattanooga. 22. Polk, Burley (T), Hardin-Simmons. 23. Davis, Emye (B), McMurry (Tex.). 24. Farmer, Wayne (T), Purdue. 25. Miller, Ron (E), Vanderbilt. 26. Scott, John (T), Ohio St. 27. Tolar, Charley (B), Northwestern Louisiana. 28. Hall, Ronnie (B), Missouri Valley. 29. Loncar, Dick (T), Notre Dame. 30. Fierstad, Willis (B), Minnesota.

1958

1. Choice to San Francisco. 2. Krulko, Larry (B), West Virginia. 3. Krisher, Bill (G), Oklahoma. 4. Choice to Los Angeles. 5. Choice to Los Angeles. 6. Lasse, Dick (E), Syracuse. 7. Choice to Baltimore. 8. Choice to Detroit. 9. Choice to Detroit. 10. Campbell, Dick (D), Marquette. 11. Aldrich, Larry (E), Idaho. 12. Reed, Leroy (B), Mississippi. 13. Choice to San Francisco. 14. Jennings, Doyle (T), Oklahoma. 15. Sears, Ed (B), Florida. 16. Perkins, John (T), Mississippi Southern. 17. Lewis, Joe (T), Compton JC (Calif.). 18. Choice to Detroit. 19. Keady, Gene (B), Kansas St. 20. Johnson, George (T), Wake Forest. 21. Jones, Everett (G), Utah. 22. Thompson, Bill (E), Duke. 23. Trowbridge, Ken (B), No. Carolina St. 24. Roberts, Norm (E), E. Texas St. 25. Groce, Bill (B), No. Texas St. 26. Evans, Jon (E), Oklahoma A & M. 27. Dellinger, Floyd (B), Texas Tech. 28. Akin, Dean (E), Jacksonville St. (Ala.). 29. Fuquay, Mert (E), Baylor. 30. Scherer, Dick (E), Pittsburgh.

STEELERS ALL-TIME DRAFTS

1957

1. Dawson, Lenny (QB), Purdue. 2. Michael, Bill (T), Ohio St. 3. Owens, Don (T), Mississippi Southern. 4. Choice to Washington. 5. Richards, Perry (E), Detroit. 6. Volkert, George (B), Georgia Tech. 7. Johnson, Curley (B), Houston. 8. Choice to Chicago Bears. 9. Hutchings, Charley (T), Miami (Fla.). 10. Jelic, Ralph (B), Pittsburgh. 11. Hughes, Dick (B), Tulsa. 12. Ellison, Vern (G), Oregon St. 13. Underwood, Dwayne (T), Oklahoma A & M. 14. Crawford, Jim (B), Wyoming. 15. Canil, Herman (T), Pittsburgh. 16. Choice to Baltimore. 17. Salvalerra, Cory (B), Pittsburgh. 18. Bigbee, Len (E), Texas St. 19. Bennett, Phil (E), Miami (Fla.). 20. Szeuhan, John (T), No. Carolina St. 21. Cichowski, Gene (QB), Indiana. 22. Thomas, Aurelius (G), Ohio St. 23. Pollock, Bob (T), Pittsburgh. 24. Francis, Gary (E), Illinois. 25. Hinesley, Jim (E), Michigan St. 26. Swann, Bob (T), Vanderbilt. 27. Konkoly, Bob (B), Xavier. 28. Kolinsky, Frank (T), Tennessee. 29. Ramage, Tom (G), Utah St. 30. Serier, Don (E), Arkansas St.

1956

Bonus Choice: Glick, Gary (B), Colorado St. 1. Davis, Art (B), Mississippi St. 2. Krupa, Joe (T), Purdue. 3. Taylor, Jim (C), Baylor. 4. Murley, Dick (G), Purdue. 5. Murakowski, Bill (B), Purdue. 6. Taylor, Ray (B), TCU. 7. Gaspar, Dick (C), George Washington. 8. Wellman, Vere (G), Wichita. 9. Edmonds, Wayne (G), Notre Dame. 10. Baldacci, Lou (B), Michigan. 11. Choice to Detroit. 12. Tarasovic, Phil (E), Yale. 13. Holley, Weldon (B), Baylor. 14. Emmons, Jim (T), Alabama. 15. Choice to San Francisco. 16. Reed, Lionel (B), Cen. Oklahoma St. 17. Schmidt, Bill (G), Pittsburgh. 18. Stephens, John (B), Holy Cross. 19. Jacobs, Jerry (G), Florida St. 20. Glatz, Fred (E), Pittsburgh. 21. Martelli, Gene (T), Notre Dame. 22. DiPasquale, Ray (B), Pittsburgh. 23. Neft, Pete (QB), Pittsburgh. 24. Engram, Bryan (E), TCU. 25. O'Dall, Bill (B), Clemson. 26. Sweeney, Frank (G), Xavier. 27. Benson, Buddy (B), Arkansas. 28. DeGraaf, Bill (B), Cornell. 29. Thompson, Wes (T), Alabama.

1955

1. Varrichione, Frank (T), Notre Dame. 2. Choice to Los Angeles. 3. Bernel, Ed (E), SMU. 4. Broussard, Fred (C), Texas A & M & Northwestern Louisiana. 5. Mason, George (T), Alabama. 6. Harkey, Lem (B), Emporia. 7. Reeve, Hal (T), Oregon. 8. Choice to Detroit. 9. Unitas, John (QB), Louisville. 10. Boyle, Terry (T), Cincinnati. 11. Eaton, Vic (QB), Missouri. 12. Cooke, Jim (E), Lincoln (Pa.). 13. Whitmer, Bob (B), Purdue. 14. Byrne, John (G), John Carroll. 15. Duckett, Ellis (B), Michigan St. 16. Vincent, Frank (C), Glenville St. (W.Va.). 17. Merchant, Ed (B), Miami (Ohio). 18. Maier, George (G), Marshall. 19. Smith Ed (B), Texas Southern. 20. Matytkiewicz, Lou (E), Iowa. 21. Phenix, Rees (T), Georgia Tech. 22. McCabe, Richie (B), Pittsburgh. 23. Holz, Gordy (T), Minnesota. 24. Mayock, Mike (E), Villanova. 25. Bull, Charlie (G), Missouri. 26. Soltau, Jim (E), Minnesota. 27. Sanford, Bill (B), Holstra. 28. Williams, Dave (G), Ohio St. 29. Sinclair, Bernie (E), Texas A & M. 30. Canuzzi, Jim (B), Marquette.

1954

1. Lattner, John (B), Notre Dame. 2. Stark, Pat (B), Syracuse. 3. Miner, Tom (E), Tulsa. 4. Choice to Los Angeles. 5. Choice to San Francisco. 6. Pepper, Laurin (B), Mississippi Southern. 7. O'Brien, Jack (E), Florida. 8. Cameron, Paul (B), UCLA. 9. Zombek, Joe (E), Pittsburgh. 10. Fisher, Bob (T), Tennessee. 11. Cimarrilli, Lou (B), Pittsburgh. 12. Fritz, Don (E), Cincinnati. 13. Lattimer, Charley (C), Maryland. 14. Bradford, Roger (E), Waynesburg & Duquesne. 15. Drake, Tom (G), Chattanooga. 16. Krol, Cas (T), Detroit. 17. Fulyer, Joe (C), Oregon St. 18. Penza, Don (E), Notre Dame. 19. Rydchak, Don (B), Utah. 20. Prender, Fred (B), W. Chester St. 21. Tassolli, Dan (T), Miami (Fla.). 22. Lapsley, John (G), Northeastern. 23. Pascarella, Joe (T), Penn St. 24. Flanagan, Jack (E), Detroit. 25. Barron, Jim (T), Mississippi St. 26. Tulsa. 26. Varialis, Joe (B), Penn. 27. Yewic, Tom (B), Michigan St. 28. Bush, Joe (G), Notre Dame. 29. Fagan, Joe (T), John Carroll. 30. Swatte, Joel (B), Oklahoma.

1953

1. Marchibroda, Ted (QB), Detroit & St. Bonaventure. 2. Johnson, John Henry (B), St. Mary's (Cal.). & Arizona St. 3. Matuszak, Marv (LB), Tulsa. 4. Colterlyann, Lloyd (E), Maryland. 5. Gaona, Bob (T), Wake Forest. 6. Barton, Tom (G), Clemson. 7. Alderton, John (E), Maryland. 8. Perry, Lowell (E), Michigan. 9. Sarnese, Pat (T), Temple. 10. Holohan, Frank (T), Tennessee. 11. Choice to Chicago Bears. 12. Robertson, Jerry (B), Kansas. 13. Davis, Leo (E), Bradley. 14. Montgomery, Charley (T), Mississippi. 15. O'Neill, Bob (E), Notre Dame. 16. Zachary, John (B), Miami (Ohio). 17. Quinn, Reed (B), Florida. 18. Hoben, Carl (T), Duke. 19. Williams, John (B), Louisville. 20. Hayley, Wil Lee (E), Auburn. 21. Earley, Don (G), So. Carolina. 22. O'Connor, Ed (T), Maryland. 23. Correll, Ray (G), Kentucky. 24. Schoedenebach, Bob (B), Miami (Fla.). 25. Hampel, Vic (E), Houston. 26. McLaren, Jack (E), Bethune-Cookman. 27. Delaney, Jack (B), Cincinnati. 28. Cimini, Joe (T), Mississippi St. 29. Massaro, Art (B), W & J. 30. Tepe, Lou (C), Duke.

1952

1. Modzelewski, Ed (B), Maryland. 2. Tarasovic, George (C), LSU. 3. Wadiak, Steve (B), So. Carolina. 4. Gearding, Jack (T), Xavier. 5. Choice to Chicago Bears. 6. Choice to Los Angeles. 7. Hips, Claude (B), Georgia. 8. Choice to Chicago Bears. 9. Payne, Herky (B), Tennessee. 10. Gilmartin, George (B), Xavier. 11. Spinks, Jack (B), Alcorn A & M. 12. McFadden, Marv (T), Michigan St. 13. Flood, Dave (B), Notre Dame. 14. Davis, June (G), Texas. 15. Pivrotto, Dick (B), Princeton. 16. Ladygo, Pete (G), Maryland. 17. Smithwhit, Pat (E), St. Norberts. 18. MacDonald, Andy (B), Cen. Michigan. 19. Kerkonan, Gary (QB), Stanford. 20. Simcane, Dan (T), Villanova. 21. Babcock, Harry (E), Georgia. 22. Byrne, Bob (B), Montana. 23. Pollock, Vic (E), Army. 24. Bestwick, Bob (QB), Pittsburgh. 25. Robinson, Bill (B), Lincoln (Mo.). 26. Wilson, Bobby (B), Alabama. 27. Doyle, Skip (B), Ohio St. 28. Hanifan, Jerry (B), St. Bonaventure. 29. Wanner, Chris (E), Pittsburgh. 30. Kissel, Ed (B), Wake Forest.

1951

1. Avinger, Clarence (B), Alabama. 2. Ortmann, Chuck (B), Michigan. 3. Sulima, George (E), Boston University. 4. French, Barry (T), Purdue. 5. Sampson, Floyd (B), McMurry. 6. Dodd, Dale (G), Colorado A & M. 7. Mathews, Ray (B), Clemson. 8. Minark, Hank (E), Michigan St. 9. Schweder, John (G), Penn. 10. Salata, Paul (E), So. California. 11. McCitcheon, Joe (G), Washington & Lee. 12. Brandt, Jim (B), St. Thomas (Minn.). 13. Szabo, Bill (T), Bucknell. 14. Mizerany, Mike (G), Alabama. 15. Webb, Clay (B), Kentucky. 16. Oberg, Lambert (C), Trinity (Conn.). 17. Gheilmann, Ted (T), William & Mary. 18. Field, Pat (B), Georgia. 19. Pavlikowski, Bill (B), Boston University. 20. Donnelly, Tom (T), Holy Cross. 21. Cneatham, Ernie (T), Loyola (Cal.). 22. Handley, Dick (B), Clemson. 23. Minor, Joe (E), John Carroll. 24. Aloia, Art (C), San Francisco. 25. Calvin, Tommy (B), Alabama. 26. Pearman, Bill (B), Tennessee. 27. Radcliffe, Bob (B), Wisconsin. 28. Hansen, Howie (B), UCLA. 29. Smith, Fred (E), Tulsa. 30. Gruble, John (E), Tennessee.

1950

1. Chandross, Lynn (B), Michigan St. 2. Stautner, Ernie (T), Boston College. 3. Hughes, George (G), William & Mary. 4. Choice to Chicago Bears. 5. Allen, Lou (T), Duke. 6. Mattson, Ed (B), Trinity (Texas). 7. Smith, Truett (B), Mississippi St. & Wyoming. 8. Rogel, Fran (B), Penn St. 9. Druen, Max (T), Tulane. 10. Choice to Chicago Cards. 11. Williams, Charley (E), Sam Houston St. 12. Choice to Chicago Cards. 13. Norton, Negley (T), Penn St. 14. Kyries, Jim (C), Florida. 15. Russell, Harry (B), San Jose St. 16. Barkowski, Bernie (G), Pittsburgh. 17. Bodine, Al (B), Georgia. 18. Powell, Kenneth (E), No. Carolina. 19. Gaul, Frank (T), Notre Dame. 20. DeNoia, Mike (B), Scranton. 21. Tomlinson, Dick (G), Kansas. 22. Burak, Stan (B), George Washington. 23. Karsulis, Walf (E), Illinois. 24. Weaver, John (G), Miami (Ohio). 25. Numbers, Bob (C), Lehigh. 26. Vaccaro, Nick (B), Florida. 27. Kreiser, Elmer (E), Bloomsburg St. 28. Diehl, Jerry (B), Idaho. 29. DePasqua, Carl (B), Pittsburgh. 30. Hudak, Ed (T), Notre Dame.

1949

1. Gage, Bobby (B), Clemson. 2. Davis, Harper (B), Mississippi St. 3. Walsh, Bill (C), Notre Dame. 4. Gan, Joe (B), Georgia. 5. Long, Bill (E), Oklahoma A & M. 6. Brightwell, Doug (C), TCU. 7. Talario, Bill (B), Penn. 8. Brown, George (G), TCU. 9. Breanan, Tom (T), Boston College. 10. Hood, Bob (E), Alabama. 11. Sanders, Al (C), Mississippi Southern. 12. Finks, Jimmy (B), Tulsa. 13. Walston, R. R. (G), No. Texas St. 14. Moon, Dave (B), SMU. 15. Sobczak, Ed (E), Michigan. 16. Snell, Denvard (T), Auburn. 17. Kissell, Veto (B), Holy Cross. 18. Shipman, Clint (T), E. Texas St. 19. McBride, Jack (E), Rice. 20. Mann, Ben (G), Mississippi. 21. Jackura, Joe (C), Georgia. 22. Johnson, Lloyd (B), W. Texas St. 23. Owens, Jim (E), Oklahoma. 24. Snowden, Ivan (T), Texas A & I. 25. Golf, Bobby (B), Texas A & M.

1948

1. Edwards, Dan (E), Georgia. 2. Nuzum, Jerry (B), New Mexico A & M. 3. Wozniak, John (G), Alabama. 4. Gasparella, Joe (QB), Notre Dame. 5. Long, Bill (B), Penn. 6. Cooper, Jim (C), No. Texas St. 7. Ryan, Ed (E), St. Mary's (Cal.). 8. Daranek, Dick (B), Indiana. 9. Redfield, Paul (T), Colgate. 10. Papach, George (B), Purdue. 11. Finical, Tom (E), Princeton. 12. Lane, Clayton (T), New Hampshire. 13. Mazuca, Dick (G), Canisius. 14. McPeak, Bill (E), Pittsburgh. 15. Messoline, Frank (B), Scranton. 16. Lane, Tom (T), Muhlenberg. 17. Barbolak, Pete (T), Purdue. 18. Fogler, Fred (B), Duke. 19. Snyder, Charley (T), Marshall. 20. Stevens, Tally (E), Utah. 21. Norman, Dike (C), Washington & Lee. 22. Simmons, Floyd (B), Notre Dame. 23. Hauser, Paul (T), Wichita. 24. Ramsay, Bob (B), SMU. 25. Whitlow, Felton (T), No. Texas St. 26. Bowen, Dinky (B), Georgia Tech. 27. Gibron, Abe (G), Purdue. 28. Hilkene, Bruce (T), Michigan. 29. Zuchowski, Ted (T), Toledo. 30. DeMatteo, Tony (B), Pittsburgh.



STEELERS ALL-TIME DRAFTS

1947

1. Bechtol, Hub (E), Texas. 2. Mastrangelo, John (G), Notre Dame. 3. Wydo, Frank (T), Cornell. 4. Aschenbrenner, Frank (B), Northwestern. 5. Meeks, Bryant (C), So. Carolina. 6. Shipkey, Jerry (B), UCLA. 7. Vander Clute, Bert (G), Wesleyan. 8. Gibson, Paul (E), No. Carolina St. 9. Medd, Jack (C), Wesleyan. 10. Fitch, Jack (B), No. Carolina. 11. Parseghian, Ara (B), Miami (Ohio). 12. Moore, Bill (T), Penn St. 13. Bruno, Larry (B), Geneva. 14. Jenkins, Ralph (C), Clemson. 15. Nickel, Elbie (E), Cincinnati. 16. Cregar, Bill (C), Holy Cross. 17. Mulready, Jerry (B), No. Dakota St. 18. Smith, Warren (T), Kansas Wesleyan. 19. Hamilton, Fred (T), Vanderbilt. 20. Taylor, Fred (E), TCU. 21. Bushmaier, Binks (B), Vanderbilt. 22. Davis, Paul (B), Otterbein. 23. Kalmiar, Tommy (B), Pitt & Nevada. 24. Mohr, Don (E), Baldwin-Wallace. 25. Young, Art (G), Dartmouth. 26. Sazio, Ralph (T), William & Mary. 27. Pitzer, Dick (E), Army. 28. Stalloni, Tom (T), Delaware. 29. DiFrancesco, Vince (G), Northwestern. 30. Lahr, Warren (B), Western Reserve.

1946

1. Blanchard, Doc (B), Army. 2. Clark, George (B), Duke. 3. Rowe, Harmon (B), Baylor & San Francisco. 4. Tepsc, Joe (B), Penn St. 5. Seiferting, Jack (B), Utah St. 6. Woods, Marlon (G), Clemson. 7. Reinhardt, Tom (T), Minnesota. 8. Ponsetto, Joe (B), Michigan. 9. Evans, Bob (B), Penn. 10. Bonwell, Mel (B), Central Iowa. 11. Holloway, Doc (G), William & Mary. 12. Owen, Carroll (B), Catawba. 13. Poppin, George (T), New Mexico. 14. McCain, Bob (E), Mississippi. 15. Tallchief, Ross (C), Oklahoma. 16. Perl, Al (B), Youngstown & Georgia. 17. Lopez, Russ (C), West Virginia. 18. Garrison, Charles (G), Wake Forest. 19. Cloud, Bill (T), Temple. 20. Garbinski, Mike (B), Penn St. 21. Loicano, Charley (C), Lafayette. 22. Johnson, George (T), Pittsburgh. 23. Leitheiser, Bill (G), Duke. 24. Adams, Roger (C), Florida. 25. Varkins, Bob (B), Tulsa. 26. Castle Clarence (B), Mississippi. 27. Marino, March (T), Penn State. 28. Hansen, Bob (E), UCLA. 29. Graves, Larry (T), Newberry. 30. Bruce, Galf (E), Washington.

1945

1. Duhart, Paul (B), Florida. 2. Dugger, Jack (E), Ohio St. 3. Dellastatus, Bill (B), Missouri. 4. Adams, Roger (C), Florida. 5. Mellich, Chuck (E), Duquesne. 6. Browning, Greg (E), Denver. 7. Wolak, Mike (B), Duquesne. 8. Hughes, Tom (T), Purdue & Missouri. 9. Pense, Leon (B), Arkansas. 10. Brandau, Art (C), Tennessee. 11. Ball, Ray (B), Holy Cross. 12. Basile, Frank (B), Duquesne. 13. Monahan, John (E), Dartmouth. 14. Odell, Mal (B), Duquesne. 15. Choice to Chicago Bears. 16. Ungles, Jim (B), Kansas St. 17. Itzel, John (B), Pittsburgh. 18. Wiczicki, Alex (B), Holy Cross. 19. Landgim, Jim (T), Holy Cross & Dartmouth. 20. Lilienthal, Bill (T), Villanova. 21. Price, Art (B), Rutgers. 22. Malmberg, Don (B), UCLA. 23. Hartwell, Everette (E), Auburn. 24. Cain, Ed (B), Rice. 25. Carliciani, Angelo (B), Pittsburgh. 26. Burns, Ed (B), Boston College. 27. Slough, Glen (T), Duke. 28. Marsh, Jim (T), Oklahoma A & M. 29. Grant, Ralph (B), Bucknell. 30. Kondia, John (T), St. Vincent.

1944

1. Podesto, Johnny (B), St. Mary's Cal. 2. Odell, Bob (B), Penn. 3. Ganit, Bob (E), Duke. 4. McCallray, Art (T), Santa Clara & College of Pacific. 5. Owen, George (G), Wake Forest. 6. Savage, Dan (B), Brown. 7. Freitas, Jess (B), Santa Clara. 8. Titus, George (C), Holy Cross. 9. Stolko, Ed (B), St. Francis. 10. Jansante, Val (E), Duquesne. 11. Buda, Carl (G), Tulsa. 12. Gray, Sam (E), Tulsa. 13. Longacre, Bob (B), William & Mary. 14. Zetty, Les (E), Muhlenberg. 15. Myers, Jim (G), Tennessee. 16. Gottleb, Joe (B), Duquesne. 17. Davis, Hugh (B), Michigan St. 18. Sullivan, Bill (E), Villanova. 19. Woodside, Jimmy (C), Temple. 20. Miller, Bill (B), Penn. 21. Lawson, Bob (E), Holy Cross. 22. Caver, Hank (B), Presbyterian. 23. Carter, Paul (T), Michigan St. 24. Holben, Dick (T), Muhlenberg. 25. Tippee, Howard (B), Iowa St. 26. Malmberg, Charley (T), Rice. 27. Ashbaugh, Russ (B), Notre Dame. 28. Petroski, Pat (G), Miami (Fla.) 29. Tosti, Joe (E), Scranton. 30. Seelinger, Len (B), Wisconsin.

1943

1. Daley, Bill (B), Minnesota. 2. Russell, Jack (E), Baylor. 3. Connolly, Harry (B), Boston College. 4. Sossamon, Lou (C), So. Carolina. 5. Ratto, Al (C), St. Mary's (Cal.). 6. Curry, Ray (E), St. Mary's (Cal.). 7. Murphy, Ed (E), Holy Cross. 8. Dwelle, Dick (B), Rice. 9. Wukits, Al (C), Duquesne. 10. Rapko, Joe (T), Boston College. 11. Boltrek, Pete (T), No. Carolina St. 12. Shuekman, Mort (G), Penn. 13. Crain, Milt (B), Baylor. 14. Kiebas, Max (B), Duquesne. 15. Skovich, Nick (G), Cincinnati. 16. Field, Jackie (B), Texas. 17. Bucek, Felix (G), Texas A & M. 18. Welsh, Johnny (B), Penn. 19. Compagno, Tony (B), St. Mary's (Cal.). 20. Zapalac, Willie (B), Texas

A & M. 21. Bain, George (T), Oregon St. 22. Wynne, Clay (T), Arkansas. 23. Cibulas, Joe (T), Duquesne. 24. Yarnbrick, Bill (C), Western Michigan. 25. Freeman, Jack (G), Texas. 26. Goode, Joe (B), Duquesne. 27. Dunshan, Jack (T), Pittsburgh. 28. Lobbies, Fritz (G), Texas. 29. Jones, Art (B), Haverford. 30. Ruman, Bob (B), Arizona.

1942

1. Dudley, Bill (B), Virginia. 2. Martin, Vern (B), Texas. 3. Casanaga, Ken (B), Santa Clara. 4. Kulner, Mal (E), Texas. 5. Sandig, Curt (B), St. Mary's (Fla.). 6. Greene, Charley (T), Tulsa. 7. Butler, Johnny (B), Tennessee. 8. Spendlove, Floyd (T), Utah. 9. Chase, Rayburn (B), Missouri. 10. Steele, Ernie (B), Washington. 11. Wood, Thornley (B), Columbia. 12. Roach, Bill (E), TCU. 13. Holt, Wayne (G), Tulsa. 14. Mosher, Clure (C), Louisville. 15. Law, Hubbard (B), Sam Houston. 16. Tomasic, Andy (B), Temple. 17. Chamberlain, Garth (T), Brigham Young. 18. Rokisky, John (E), Duquesne. 19. Jenkins, Ray (B), Colorado. 20. Kapriva, Frank (G), Wake Forest.

1941

1. Gladchuk, Chet (C), Boston College. 2. Knolia, Johnny (B), Creighton. 3. Ringgold, Jim (B), Wake Forest. 4. Sears, Vic (T), Oregon St. 5. Sulfridge, Bob (G), Tennessee. 6. Robert, Jim (C), Marshall. 7. Elrod, Ervin (E), Mississippi St. 8. Fritz, Ralph (G), Michigan. 9. Uremovich, Emil (T), Indiana. 10. Severin, Paul (E), No. Carolina. 11. Cotton, Russ (B), Texas Mines. 12. Goree, J. W. (G), LSU. 13. Elmer, John (T), Kentucky. 14. McAtee, Wes (B), Duke. 15. Fox, Terry (B), Miami (Fla.). 16. Cornwall, Bill (T), Furman. 17. Kerr, George (G), Boston College. 18. Bjorklund, Bob (E), Minnesota. 19. Castiglia, Jim (B), George-town. 20. Landsberg, Mort (B), Cornell.

1940

1. Eakin, Kay (B), Arkansas. 2. Wenzel, Ralph (E), Tulane. 3. Kilck, George (B), Bucknell. 4. Ivy, Frank (E), Oklahoma. 5. Golf, Clark (T), Florida. 6. Bykowski, Frank (G), Purdue. 7. Cignetti, Pete (B), Boston College. 8. Nery, Carl (G), Duquesne. 9. Boisseau, Dick (T), Washington & Lee. 10. Shu, Paul (B), VMI. 11. Cox, Cary (C), Alabama. 12. Pirro, Rocco (B), Catholic. 13. Noppenberg, John (B), Miami (Fla.). 14. Stublar, Nick (T), Santa Clara. 15. McCarthy, Ray (B), Santa Clara. 16. Gajek, Leon (C), Penn St. 17. Sullivan, Mike (E), No. Carolina St. 18. Daly, Seaton (T), Gonzaga. 19. Harvey, Thad (T), Notre Dame. 20. Katzenstein, Marvin (T), Colorado Mines.

1939

1. Choice to Chicago Bears. 2. Choice to Brooklyn. 3. Patterson, Bill (B), Baylor. 4. McCullough, Hugh (B), Oklahoma. 5. Wheeler, Ernie (B), No. Dakota St. 6. Boyd, Sam (E), Baylor. 7. Palumbo, Eddie (B), Detroit. 8. Nelson, Ole (E), Michigan St. 9. Petro, Steve (G), Pittsburgh. 10. Lee, Jack (B), Carnegie Tech. 11. Tomasetti, Lou (B), Bucknell. 12. Cochran, Denny (B), St. Louis. 13. Hoffman, Fabian (E), Pittsburgh. 14. Clary, Ed (B), So. Carolina. 15. Tosi, John (C), Niagara. 16. Lezouski, Al (G), Pittsburgh. 17. Longhi, Ed (C), Notre Dame. 18. Shrik, Dave (E), Kansas. 19. Peters, Frank (E), Washington. 20. Sheldrake, Tom (E), Washington.

1938

1. White, Byron (B), Colorado. 1-a. Filchock, Frankie (B), Indiana. 2. Choice to New York. 2-a. Choice to Detroit. 3. Midler, Lou (T), Minnesota. 4. Plutakis, George (E), Duquesne. 5. King, Ray (E), Minnesota. 6. Burnette, Tom (B), No. Carolina. 7. McDonough, Paul (E), Utah. 8. McCarty, Pat (C), Notre Dame. 9. Choice to Cleveland. 10. Choice to Chicago Cards.

1937

1. Basrak, Mike (C), Duquesne. 2. Finley, Bob (B), SMU. 3. Breeden, Bill (E), Oklahoma. 4. Hewes, Bo (B), Oklahoma. 5. Frye, Jack (B), Missouri. 6. Roach, Walt (E), TCU. 7. Haines, Byron (E), Washington. 8. Kordick, Marty (G), St. Mary's (Cal.). 9. Pataneli, Matt (E), Michigan. 10. Novers, Stan (T), Kentucky.

1936

1. Shakespeare, Bill (B), Notre Dame. 2. Barnum, Len (B), West Virginia Wesleyan. 3. Grayson, Bobby (B), Stanford. 4. Spain, Truman (T), SMU. 5. Sander, Wayne (B), Purdue. 6. Orr, Maurice (T), SMU. 7. Peters, Marty (E), SMU. 8. Karpowich, Ed (T), Catholic. 9. Meglen, Joe (B), Georgetown.

(Note: overall identifies the number of the Steelers' first round selection)



STEELERS QUARTERBACKS' STARTING RECORDS

(1969-2000 Regular-Season Only)

	Hanratty	Bradshaw	Gilliam	Kruczek	Stoudt	Woodley	Malone	Campbell	Briser	Blackledge	Bono	O'Donnell	Tomczak	Miller	Stewart	Graham	Marlin
1969	0-5																
1970	2-4	3-5															
1971	1-0	5-8															
1972	0-0	11-3	0-0														
1973	2-2	8-1	0-1														
1974	1-0	5-2	4-1-1														
1975	0-0	12-2	0-0														
1976		4-4		6-0													
1977		9-5		0-0	0-0												
1978		14-2		0-0	0-0												
1979		12-4		0-0	0-0												
1980		9-6			0-1		0-0										
1981		8-6			0-0		0-2										
1982		6-3			0-0		0-0										
1983		1-0			9-6		0-0										
1984						3-4	6-3	0-0									
1985						4-2	3-5	0-2									
1986							6-8	0-0									
1987							6-6		0-2								
1988									4-9	1-2	2-1						
1989									8-6	1-1	0-0						
1990									9-7								
1991									5-3			2-6					
1992									2-2			9-3					
1993												9-6	0-1				
1994												10-4	2-0				
1995												9-3	2-2	0-0			
1996													10-5	0-1	0-0		
1997													0-0		11-5		
1998													0-0		7-9		
1999													1-4		5-6		
2000															7-4	2-3	0-0
Totals	6-11	107-51	4-2-1	6-0	9-7	7-5	21-24	0-2	28-29	2-3	2-1	39-22	15-12	0-1	30-24	2-3	0-0

STEELERS ALL-TIME ROSTER — 1933-2000

A

Abercrombie, Walter [RB], Baylor	1982-87
Adamchik, Ed [T], Pitt	1967
Adams, Bob [TE], Pacific	1969-71
Adams, Mike [WR], Texas	1997
Adams, Paul [C], Morehead Teachers	1947
Agajanian, Ben [K], New Mexico	1945
Alban, Dick [E], Northwestern	1956-59
Alberghini, Tom [G], Holy Cross	1945
Albrecht, Art [C/OT], Wisconsin	1942
Alderton, John [E], Maryland	1953
Allen, Chuck [LB], Washington	1970-71
Allen, Dwane [LB], Santa Ana	1965
Allen, Jim [DB], UCLA	1974-77
Allen, Lou [T], Duke	1950-51
Alexander, Brent [S], Tennessee State	2000
Alley, Don [WR], Adams State	1969
Alston, Lyneal [WR], Southern Mississippi	1987
Andabaker, Rudy [G], Pitt	1952-54
Anderson, Anthony [RB], Temple	1979
Anderson, Art [T], Idaho	1963
Anderson, Chet [E], Minnesota	1967
Anderson, Fred [DE], Prairie View A&M	1978
Anderson, Gary [K], Syracuse	1982-94
Anderson, Jesse [TE], Miss. State	1992
Anderson, Larry [DB], Louisiana Tech	1978-81
Anderson, Melvin [WR], Minnesota	1987
Anderson, Ralph [DB], W. Texas St.	1971-72
Apke, Steve [LB], Pitt	1987
Arndt, Al [G], South Dakota State	1935
Arndt, Dick [T], Idaho	1967-70
Arnold, David [CB], Michigan	1989
Arnold, Jahine [WR], Fresno State	1996-98
Arnold, Jay [QB], Texas	1941
Artman, Corvan [T], Stanford	1933
Asbury, Willie [B], Kent State	1966-68
Askson, Burt [DE], Texas Southern	1971
Atkinson, Frank [T], Stanford	1963
August, Steve [OT], Tulsa	1974
Augusterfer, Gene [B], Catholic U.	1935
Austin, Ocie [DB], Utah State	1970-71
Avery, Steve [FB], Northern Michigan	1994-95

Aydelette, Buddy [OT/C], Alabama 1987

B

Badar, Rich [QB], North Carolina	1967
Bahr, Matt [K], Penn State	1979-80
Bailey, Henry [WR], UNLV	1997-98
Baker, Conway [T], Centenary	1944**
Baker, Ed [E], Washington State	1953
Baker, John [E], N. Carolina College	1963-67
Baldacci, Lou [B], Michigan	1956
Bailman, Gary [B], Michigan State	1962-66
Balog, Bob [C], Denver	1949-50
Banaszak, John [DE/DT], E. Michigan	1975-81
Bankston, Warren [RB], Tulane	1969-72
Barbolak, Pete [T], Purdue	1949
Barnes, Johnnie [WR], Hampton University	1995
Barnes, Reggie [LB], Oklahoma	1993
Barnett, Tom [B], Purdue	1959-60
Barry, Fred [DB], Boston College	1970
Bartaanen, Jim [C], Michigan	1938
Bartlett, Earl [B], Centre	1939
Basrak, Mike [C], Duquesne	1937-38
Bassi, Dick [G], Santa Clara	1941
Battles, Ainsley [S], Vanderbilt	2000
Beams, Byron [T], Notre Dame	1959-60
Beasley, Tom [DE/DT], Virginia Tech	1978-83
Beatty, Charles [DB], N. Texas St.	1969-72
Beatty, Ed [C], Mississippi	1957-61
Becker, Wayland [E], Marquette	1939
Behning, Mark [OT], Nebraska	1986
Bell, Myron [S], Michigan State	1994-97, 2000
Bell, Richard [RB], Nebraska	1990
Bell, Theo [WR], Arizona	1976, 78-80
Bentley, Albert [RB], Miami (Fla.)	1992
Bernet, Ed [E], SMU	1955
Best, Greg [S], Kansas State	1983
Bettis, Jerome [RB], Notre Dame	1996-00
Bettis, Tom [LB], Purdue	1962
Billock, Frank [G], St. Mary's of Minn.	1937
Bingham, Craig [LB], Syracuse	1982-84, 87
Binotto, John [B], Duquesne	1942
Bishop, Don [B], Los Angeles Col.	1958-59

STEELERS ALL-TIME HEAD COACHES

Coch (Years)	Overall**	Record
Austin, Bill (1966-68)	11-28-3	(.298)
Bach, Joe (1935-36, 52-53)	21-27-0	(.438)
Bell, Bert (1941)	0-2-0	(.000)
Cowher, Bill (1992-00)	91-64	(.587)
DiMello, Luby (1934)	2-10-0	(.167)
Donelli, Aldo (1941)	0-5-0	(.000)
Douds, Forrest (1933)	3-6-2	(.364)
Kiesling, Walter (1939-40, 41-44*, 54-56)	30-55-5	(.361)
Leonard, Jim (1945)	2-8-0	(.200)
McNally, Johnny "Blood" (1937-39)	6-19-0	(.240)
Michelosen, Johnny (1948-51)	20-26-2	(.438)
Nixon, Mike (1965)	2-12-0	(.143)
Noll, Chuck (1969-1991)	209-156-1	(.572)
Parker, Raymond (1957-64)	51-48-6	(.514)
Sutherland, Jock (1946-47)	13-10-1	(.563)

*Kiesling was co-head coach with Greasy Neale in 1943 (Phil.-Pitt.) and with Phil Handler in 1944 (Card.-Pitt.).

** Record includes postseason.

STEELERS ALL-TIME ROSTER — 1933-2000

C



STEELERS ALL-TIME ROSTER — 1933-2000

Conn, Dick [DB], Georgia	1974
Connelly, Mike [C], Utah State	1968
Conrad, Chris [T], Fresno State	1998-99
Conti, Enio [G], Bucknell	1943*
Cooper, Joe [T], Austin	1941, 45-46
Cooper, Adrian [TE], Oklahoma	1991-93
Cooper, Sam [T], Geneva	1933
Cordileone, Lou [G], Clemson	1962-63
Corley, Anthony [RB], Nevada-Reno	1984
Coronado, Bob [E], Pacific	1961
Cotton, Russell [B], Texas Mines	1942
Courson, Steve [G], South Carolina	1978-83
Cousino, Brad [LB], Miami (O.)	1987
Craft, Russ [B], Alabama	1954
Cregar, William [G], Holy Cross	1947-48
Crennel, Carl [LB], W. Va.	1970
Critchfield, Larry [G], Grove City	1933
Croft, Winfield [G], Utah	1936
Cropper, Marshall [E], Maryland	1967-69
Cunningham, Bennie [TE], Clemson	1976-85
Curnivan, Don [E], Boston College	1944**
Curry, Roy [B], Jackson State	1963
Cushing, Matt [TE], Illinois	1999, 2000
Cuthbert, Randy [RB], Duke	1993-94

D

Dafney, Bernard [OL], Tennessee	1996
Daigle, Anthony [RB], Fresno State	1994
Dailey, Ted [E], Pitt	1933
Daniel, Willie [B], Miss. State	1961-66
Davenport, Charles [WR], N. C. State	1992-94
Davidson, Bill [B], Temple	1937-39
Davidson, Kenny [DE], Louisiana State	1990-93
Davis, Art [B], Mississippi State	1956
Davis, Charlie [DT], TCU	1974
Davis, Dave [WR], Tennessee State	1973
Davis, Henry [LB], Grambling	1970-73
Davis, Lorenzo [WR], Youngstown State	1990
Davis, Paul [QB], Otterbein	1947-48
Davis, Robert [E], Penn State	1946-50
Davis, Russell [RB], Michigan	1970-83
Davis, Sam [G], Allen	1967-79
Davis, Steve [RB], Delaware State	1972-74
Dawkins, Tommy [DE], Appalachian State	1987
Davis, Travis [S], Notre Dame	1999
Dawson, Dermontti [C], Kentucky	1988-00
Dawson, Len [QB], Purdue	1957-59
DeCarbo, Nick [G], Duquesne	1933
DeCarlo, Art [B], Georgia	1953
Deloplaire, Jack [RB], Salem (W.Va.)	1976-79
Demko, George [T], Appalachian St.	1961
Dempsey, John [T], Bucknell	1934
DePaschal, Carmine [E], Wichita	1945
DePaul, Henry [G], Duquesne	1945
Derby, Dean [B], Washington	1957-61
Dess, Darrell [G], N. Carolina State	1958
Dial, Buddy [E], Rice	1959-63
Dickey, Charlie [G], Arizona	1987
Dicus, Chuck [WR], Arkansas	1973
Didio, Mark [WR], Connecticut	1992
Dirden, Johnnie [WR], Sam Houston St.	1971
Dockery, John [DB], Harvard	1972-73
Dodril, Dale [G], Colorado A & M	1951-59
Dodson, Les [B], Mississippi	1941
Doehring, John [B]	1935
Dolly, Dick [E], West Virginia	1941-45
Doloway, Cliff [E], Carnegie Tech	1935
Donelli, Allan [B], Duquesne	1941-42
Donnalley, Rick [C-G], North Carolina	1982-83
Dornbrook, Thom [G-C], Kentucky	1979
Douds, Forrest [T], W & J	1933-35
Dougherty, Bob [LB], Kentucky	1958

Douglas, Bob [B], Kansas State	1938
Doyle, Dick [B], Ohio State	1955
Doyle, Ted [T], Nebraska	1938-42, 43*, 44**
Drulis, Al [B], Temple	1947
Druschel, Rick [G-OT], No. Car. St.	1974
Dudley, Bill [B], Virginia	1942, 45-46
Duffy, Roger [C-G], Penn State	1998-00
Dugan, Len [C], Wichita	1939
Duggan, Gil [T], Oklahoma	1944**
Duhart, Paul [B], Florida	1945
Dunaway, Craig [TE], Michigan	1973
Dungy, Tony [DB], Minnesota	1977-78
Dunn, David [WR], Fresno State	1998
Dunn, Gary [DT-NT], Miami (Fla.)	1977-87
Dutton, Bill [B], Pitt	1946

E

Eaton, Vic [QB], Missouri	1955
Echols, Terry [LB], Marshall	1984
Edge, Shayne [P], Florida	1996
Edwards, Dave [S], Illinois	1985-87
Edwards, Troy [WR], Louisiana Tech	1999-00
Edwards, Glen [DB], Florida A & M	1971-77
Elder, Donnie [CB], Memphis State	1986
Elliott, Jim [K], Presbyterian	1967
Ellstrom, Mary [B], Oklahoma	1935
Elter, Leo [B], Duq. and Villa.	1953-54, 58-59
Emmons, Carlos [LB], Arkansas State	1996-99
Engelbrecht, Paul [G], Northwestern	1933
Engles, Rick [P], Tulsa	1987
Erenberg, Rich [RB], Colgate	1984-86
Evans, Donald [DE], Kentucky	1990-93
Evans, Jon [E], Oklahoma A & M	1958
Evans, Ray [QB], Kansas	1948
Everett, Thomas [FS], Baylor	1987-91

F

Faneca, Alan [G], Louisiana State	1998-00
Farquhar, John [TE], Duke	1996
Farrar, Venice [B], N. Carolina State	1938-39
Farrell, Ed [B], Muhlenberg	1938
Farris, Kris [T], UCLA	1999
Farroh, Shipley [G], Iowa	1938
Faumur, Tasse [DL], Hawaii	1994-95
Fehrer, Nick [G], Georgia	1955
Feniello, Garry [G], Wake Forest	1947
Ferguson, Bob [B], Ohio State	1962-63
Ferry, Lou [T], Villanova	1952-55
Fiala, John [LB], Washington	1998-00
Fife, Ralph [C], Pitt	1946
Figures, Deon [CB], Colorado	1993-96
Fike, Dan [OL], Florida	1993
Filchok, Frank [QB], Indiana	1938
Finks, Jim [QB], Tulsa	1949-55
Finn, Mike [OT], Ark.-Pine Bluff	1993
Fisher, Doug [LB], San Diego State	1969-70
Fisher, Everett [B], Santa Clara	1940
Fisher, Ray [T], Eastern Illinois	1959
Fiske, Max [B], DePaul	1936-39
Flanagan, Dick [G], Ohio State	1953-55
Flowers, Lee [DB], Georgia Tech	1995-00
Foggie, Fred [CB], Minnesota	1994
Folkins, Lee [E], Washington	1965
Foltz, Vernon [C], St. Vincent	1945
Ford, Darryl [LB], New Mexico State	1992
Ford, Henry [B], Pitt	1956
Ford, Moses [WR], Fayetteville State	1987
Foruria, John [B], Idaho	1967-68
Foster, Barry [RB], Arkansas	1990-94
Fournet, Sid [G], LSU	1957
Francis, Sam [B], Nebraska	1939

STEELERS ALL-TIME ROSTER — 1933-2000

Frank, Joe [T], Georgetown	1943*
Freeman, Lorenzo [NT/DT], Pitt	1987-90
French, Ernest [S], Alabama A&M	1972
Frketch, Len [T], Penn State	1945
Fuamatu-Ma'afala, Chris [RB], Utah	1998-00
Fugler, Dick [T], Tulane	1952
Fuller, Randy [DB], Tennessee State	1995-97
Fullerton, Ed [B], Maryland	1953
Fuqua, John [B], Morgan State	1970-76
Furness, Steve [DT], Rhode Island	1972-80

G

Gage, Bob [B], Clemson	1949-50
Gagner, Larry [G], Florida	1966-69
Gammon, Kendall [OL], Pittsburg State	1992-95
Gandy, Wayne [T], Auburn	1999-00
Gaona, Bob [T], Wake Forest	1953-56
Garnaas, Wilford [B], Minnesota	1946-48
Garrett, Reggie [WR], Eastern Michigan	1974-75
Garrity, Gregg [WR], Penn State	1983
Gary, Keith [DE], Oklahoma	1983-88
Gasparella, Joe [QB], Notre Dame	1948, 50-51
Gauer, Charles [E], Colgate	1943*
Geason, Cory [TE], Tulane	2000
Gentry, Byron [G], Southern Cal.	1937-39
George, Matt [K], Chapman	1998
Gerela, Roy [PK], New Mexico State	1971-78
Geri, Joe [B], Georgia	1949-51
Gibson, Oliver [DT], Notre Dame	1995-98
Gildea, John [QB], St. Bonaventure	1935-37
Gildon, Jason [LB], Oklahoma State	1994-00
Gillespie, Scoop [RB], William Jewell	1984
Gilliam, Joe [QB], Tennessee State	1972-1975
Girard, Earl [B], Wisconsin	1957
Glamp, Joe [B], LSU	1947-49
Glass, Glenn [B], Tennessee	1962-63
Glass, Park [C], Westminster	1947
Glatz, Fred [E], Pitt	1956
Glick, Gary [B], Colorado A & M	1956-59
Goff, Clark [T], Florida	1940
Goldsmith, Bill [C], Emporia Tchr	1947
Gonda, George [B], Duquesne	1942
Gonzalez, Pete [QB], Pittsburgh	1998-99
Goodman, John [DE/DT], Oklahoma	1981-85
Goodson, John [P], Texas	1982
Gorinski, Walt [B], LSU	1946
Gothard, Preston [TE], Alabama	1985-88
Gowdy, Cornell [CB], Morgan State	1987-88
Grabowski, Ted [C], Duquesne	1939-40
Graff, Neil [QB], Wisconsin	1976-77
Graham, Jeff [WR], Ohio State	1991-93
Graham, Ken [DB], Washington State	1970
Graham, Kent [QB], Ohio State	2000
Gravelle, Gordon [OT], Brigham Young	1972-76
Graves, Ray [C], Tennessee	1943*
Graves, Tom [LB], Michigan State	1979
Gray, Sam [E], Tulsa	1946-47
Grebinski, Ted [C], Duquesne	1939-40
Green, Bob [K], Florida	1960-61
Green, Eric [TE], Liberty	1990-94
Greene, Joe [DT], N. Texas State	1969-81
Greene, Kevin [LB], Auburn	1993-95
Greene, Tracy [TE], Grambling	1995
Greeney, Norm [G], Notre Dame	1934-35
Greenwood, L.C. [DE], Ark. AM&N	1968-81
Griffin, Larry [CB/S], North Carolina	1987-93
Grigas, John [B], Holy Cross	1944**
Gros, Earl [B], LSU	1967-69
Grossman, Randy [TE], Temple	1974-81
Gunderman, Bob [B], Virginia	1957
Gunnels, Riley [T], Georgia	1956-66

H

Hackney, Elmer [B], Kansas State	1941
Haggans, Clark [LB], Colorado State	2000
Haggerty, Mike [G], Miami	1967-70
Haines, Byron [B], Washington	1937
Hairston, Russell [WR], Kentucky	1987
Haley, Dick [B], Pitt	1961-64
Hall, Delton [CB], Clemson	1987-91
Hall, Ron [B], Missouri Valley	1959
Haller, Alan [CB], Michigan State	1992, 93
Ham, Jack [LB], Penn State	1971-82
Hanlon, Bob [B], Loras	1949
Hanneman, Craig [DE], Oregon State	1972-73
Hanratty, Terry [QB], Notre Dame	1969-75
Hanson, Tom [B], Temple	1938
Harkey, Lem [B], Emporia	1955
Harper, Maurice [C], Austin	1941
Harris, Bill [E], Hardin-Simmons	1937
Harris, Franco [RB], Penn State	1972-83
Harris, Lou [B], Kent State	1968
Harris, Tim [RB], Washington St.	1983
Harrison, Nolan [DE], Indiana	1997-99
Harrison Reggie [RB], Cincinnati	1974-77
Harrison, Richard [E], Boston College	1964
Harrison, Robert [LB], Oklahoma	1964
Hartley, Howard [B], Duke	1949-52
Haselrig, Carlton [G], Pitt-Johnstown	1990-93
Hastings, Andre [WR], Georgia	1993-96
Hawkins, Courtney [WR], Michigan St.	1997-00
Hawthorne, Greg [RB], Baylor	1979-83
Hayduk, Henry [G], Wash. State	1935
Hayes, Dick [LB], Clemson	1959-60, 62
Hayes, Jonathan [TE], Iowa	1994-96
Hayes, George [E], St. Bonaventure	1950-52
Hebert, Ken [E & K], Houston	1968
Hegarty, Bill [T], Villanova	1953
Held, Paul [QB], San Jose State	1954
Heller, Warren [B], Pitt	1934-36
Henderson, Jon [B], Colorado State	1968-69
Hendley, Dick [QB], Clemson	1951
Henry, Kevin [DE], Mississippi State	1993-00
Henry, Mike [LB], Southern Cal.	1959-61
Henry, Urban [T], Georgia Tech.	1964
Hensley, Dick [E], Kentucky	1952
Henson, Ken [C], TCU	1965
Henton, Anthony [LB], Troy State	1986, 88
Hewitt, Bill [E], Michigan	1943*
Hickey, Howard [E], Arkansas	1941
Hill, Derek [WR], Arizona	1989-90
Hill, Harlon [E], Florence State	1962
Hill, Jim [B], Tennessee	1955
Hillebrand, Jerry [LB], Colorado	1968-70
Hilton, John [E], Richmond	1965-69
Hines, Glen Ray [OT], Arkansas	1973
Hinkle, Bryan [LB], Oregon	1982-93
Hinkle, John [B], Syracuse	1943*
Hinnant, Mike [TE], Temple	1988-89
Hinte, Hale [E], Pitt	1942
Hinton, Chuck [T], N. Car. College	1964-71
Hipps, Claude [B], Georgia	1952-53
Hoague, Joe [B], Colgate	1941-42, 46
Hoak, Dick [B], Penn State	1961-70
Hoel, Bob [G], Minnesota	1935
Hoffmann, Dave [LB], Washington	1993
Hogan, Darrell [G], Trinity-Texas	1949-53
Hoge, Merri [RB], Idaho State	1987-93
Hohn, Bob [B], Nebraska	1965-69
Holcomb, Bill [T], Texas Tech	1937
Holler, Ed [LB], South Carolina	1964
Holliday, Corey [WR], North Carolina	1995-97



STEELERS ALL-TIME ROSTER — 1933-2000

Hollingsworth, Joe [B], E. Kan. State	1949-51
Holm, Bernard [B], Alabama	1933
Holmer, Walt [B], Northwestern	1933
Holmes, Earl [LB], Florida A&M	1996-00
Holmes, Ernie [DT], Texas Southern	1972-77
Holmes, Mel [OT], N. Carolina A & T	1971-73
Hood, Frank [B], Pitt	1933
Hornick, Bill [T], Tulane	1947
Howe, Garry [NT], Colorado	1992
Howe, Glen [OT], So. Mississippi	1985
Hubbard, Cal [T], Geneva & Centenary	1936
Hubka, Gene [B], Bucknell	1947
Huff, Alan [NT], Marshall	1987
Hughes, David [RB], Boise State	1986
Hughes, Dennis [TE], Georgia	1970-71
Hughes, Dick [B], Tulsa	1957
Hughes, George [G], Wm. & Mary	1950-54
Hunter, Art [C], Notre Dame	1965
Huntley, Richard [RB], Winston-Salem State	1998-00

I

Ilkin, Tunch [OT], Indiana State	1980-92
Itzel, John [B], Pitt	1945
Ivy, Frank [E], Oklahoma	1940
Izo, George [QB], Notre Dame	1966

J

Jackson, Earnest [RB], Texas A&M	1986-88
Jackson, John [OT], Eastern Kentucky	1988-97
James, Dan [T], Ohio State	1960-66
Janecek, Clarence [G], Purdue	1933, 35
Jansante, Val [E], Duquesne	1946-51
Jarvis, Toimi [B], Northern Illinois	1945
Jecha, Ralph [G], Northwestern	1956
Jefferson, Roy [E], Utah	1965-69
Jelley, Tom [E], Miami	1951
Jenkins, A.J. [LB/DE], Cal State-Fullerton	1989-90
Jenkins, John [S], Pittsburgh	1998
Jenkins, Ralph [C], Clemson	1947
Jeter, Tony [E], Nebraska	1966, 68
Johnson, Bill [DE], Michigan State	1995-96
Johnson, Charles [WR], Colorado	1994-98
Johnson, David [CB], Kentucky	1989-93
Johnson, Jason [WR], Illinois State	1979
Johnson, John Henry [B], St. Mary's (Cal.) and Arizona State	1960-65
Johnson, Malcolm [WR], Notre Dame	1999-00
Johnson, Norm [PK], UCLA	1995-97
Johnson, Ron [CB], Eastern Michigan	1978-84
Johnson, Tim [DE/DT], Penn State	1987-89
Johnson, Troy [WR], Southern	1988
Johnston, Chet [B], Elmhurst & Marquette	1939-40
Johnston, Rex [B], Southern Cal.	1960
Jones, Aaron [DE/LB], E. Kentucky	1988-92
Jones, Art [B], Richmond	1941, 45
Jones, Bruce [SS], Northern Alabama	1987
Jones, Donta [LB], Nebraska	1995-98
Jones, Gary [S], Texas A&M	1990-91, 93-94
Jones, George [RB], San Diego St.	1997
Jones, Victor [FB], Louisiana State	1993-94
Jordan, Darin [LB], Northeastern	1988
Jorden, Tim [TE], Indiana	1992-93

K

Kahler, Royal [T], Nebraska	1941
Kakasic, George [G], Duquesne	1936-39
Kalina, Dave [WR], Miami (Fla.)	1970
Kalis, Todd [G], Arizona State	1994
Kapele, John [T], Brigham Young	1960-62
Kaplan, Phil [G], Miami (Fla.)	1947
Karcis, John [B], Carnegie Tech	1936-38

Karets, Joe	
Karpowich, Ed [T], Catholic U.	1936-39
Karras, Ted [T], Indiana	1958-59
Kase, George [G], Duquesne	1939
Kavel, George [B], Carnegie Tech	1934
Keating, Tom [DT], Michigan	1973
Keith, Craig [TE], Lenoir-Rhyne	1993-94
Kelley, Jim [E], Notre Dame	1964
Kellum, Marv [LB], Wichita State	1974-76
Kelsay, Chad [LB], Nebraska	1999
Kelsch, Mose [B], Christian	1933-34
Kemp, Jack [QB], Occidental	1957
Kemp, Ray [T], Duquesne	1933
Kenerson, John [G], Kentucky State	1962
Kerkorian, Gary [QB], Stanford	1952
Keys, Brady [B], Colorado State	1961-67
Kichelski, Walt [E], Miami	1940-42, 44**
Kielbasa, Max [B], Duquesne	1946
Kiesling, Walt [G], St. Thomas	1937-38
Kilck, George [B], Bucknell	1940, 45
Killorin, Pat [C], Syracuse	1966
Kilroy, Frank [T], Temple	1943*
Kimble, Frank [E], West Virginia	1945
King, Carlos [FB], North Carolina State	1998
King, Phil [B], Vanderbilt	1964
Kirchner, Mark [OT], Baylor	1973
Kirk, Ken [LB], Mississippi	1960
Kirkland, Levon [LB], Clemson	1992-00
Kish, Ben [B], Pitt	1943*
Kissell, Ed [B], Wake Forest	1952-54
Klapstein, Earl [T], Pacific	1946
Klein, Dick [T], Iowa	1961
Klumb, John [E], Washington State	1940
Knox, Darryl [LB], UNLV	1987
Kohrs, Bob [LB], Arizona State	1981-85
Kolb, Jon [OT], Oklahoma State	1969-81
Kolberg, Elmer [E], Oregon State	1941
Kolodziejski, Chris [TE], Wyoming	1984
Kondria, John [T], St. Vincent	1945
Kortas, Ken [T], Louisville	1965-68
Kosanovich, Bronco [C], Penn State	1947
Koshlap, Jules [B], Georgetown	1945
Kotite, Dick [TE], Wagner	1968
Kottler, Martin [B], Centre	1933
Kreider, Dan [FB], New Hampshire	2000
Kresky, Joe [G], Wisconsin	1935
Krisher, Bill [G], Oklahoma	1958
Kruczek, Mike [QB], Boston College	1976-79
Krupa, Joe [OT], Purdue	1956-64
Krutko, Larry [RB], West Virginia	1958-60
Kurrasch, Roy [E], UCLA	1948
Kvaternik, Cvonimir [G], Kansas	1934

L

Lach, Steve [B], Duke	1946-47
LaCrosse, Dave [LB], Wake Forest	1987
Ladygo, Pete [G], Maryland	1952, 54
Lajousky, Bill [G], Catholic U.	1936
Lake, Carnell [SS], UCLA	1989-98
Lamas, Joe [G], Mount St. Mary's	1942
Lambert, Frank [K], Mississippi	1965-66
Lambert, Jack [LB], Kent State	1974-84
Lantz, Montgomery [C], Grove City	1933
Lanza, Chuck [C], Notre Dame	1988-89
Larose, Dan [T], Missouri	1964
Lassann, Lou [E], Western Maryland	1938
Lasse, Dick [LB], Syracuse	1958-59
Lattner, John [B], Notre Dame	1954
Laux, Ted [B], St. Joseph of Penna.	1943*
Law, Hubbard [C], Sam Houston	1942, 45
Lawrence, Ben [G], Indiana (Pa.)	1987
Layne, Bobby [QB], Texas	1958-62

STEELERS ALL-TIME ROSTER — 1933-2000

Lea, Paul [T], Tulane	1951	Mattoli, Fran [G], Pitt	1946
Leahy, Bob [QB], Emporia State	1971	Matuszak, Marv [LB], Tulsa	1953, 55-56
Leahy, Gerald [T], Colorado	1957	Maxson, Alvin [RB], So. Methodist	1977-78
Lee, Bernard [B], Villanova	1938	May, Ray [LB], Southern Cal.	1967-69
Lee, Danzell [TE], Lamar	1987	Mayhew, Hayden [G], Tex. Mines	1936-38
Lee, Greg [DB], Arkansas State	1988	Mays, Alvoid [CB], West Virginia	1995
Lee, Herman [T], Florida A & M	1957	Mazzanti, Jerry [E], Arkansas	1967
Lee, John [B], Carnegie Tech	1939	McAfee, Fred [RB], Mississippi College	1994-98
Leftridge, Dick [B], West Virginia	1966	McCabe, Richie [B], Pitt	1955, 1957-58
Lemek, Ray [G], Notre Dame	1962-65	McCafray, Art [T], Pacific	1946
Lester, Tim [FB], Eastern Kentucky	1995-98	McCall, Don [RB], Southern Cal.	1969
Letsinger, Jim [G], Purdue	1933	McCarthy, John [B], St. Francis	1944**
Levanti, Lou [G], Illinois	1951-52	McClair, Jack [E], Bethune-Cookman	1955-60
Levey, Jim [B]	1934-36	McClung, Willie [T], Flor. A & M	1955-57
Lewis, Frank [WR], Grambling	1971-77	McConnell, Dewey [E], Wyoming	1954
Lewis, Joe [T], Compton Junior	1958-60	McCullough, Hugh [B], Oklahoma	1939, 43*
Liddick, Dave [T], George Washington	1957	McDade, Karl [C], Portland	1938
Lind, Mike [B], Notre Dame	1965-66	McDonald, Ed [B], Duquesne	1936
Lipps, Louis [WR/KR], So. Mississippi	1984-91	McDonough, Coley [QB], Day	1939-41, 44**
Lipscomb, Gene [T]	1961-62	McDonough, Paul [E], Utah	1938
Little, David [LB], Florida	1981-92	McFadden, Marv [G], Mich. St.	1953, 56
Littlefield, Carl [B], Wash. State	1939	McGee, Ben [E], Jackson State	1964-72
Lloyd, Greg [LB], Fort Valley State	1988-97	McGovern, Rob [LB], Holy Cross	1991
Lockett, Charles [WR], Long Beach St.	1987-88	McGriff, Tyrone [G], Florida A & M	1980-82
Logan, Charles [E], Northwestern	1964	McKyer, Tim [CB], Texas-Arlington	1994
Long, Bill [E], Oklahoma A & M	1949-50	McMakin, John [TE], Clemson	1972-74
Long, Terry [G], East Carolina	1984-91	McNally, Johnny "Blood" [B], St. John of Minnesota	1934, 37-39
Longnecker, Ken [T], Lebanon Val.	1960	McNamara, Ed [T], Holy Cross	1945
Looney, Don [E], TCU	1941-42	McPeak, Bill [E], Pitt	1949-57
Lott, John [C/G], North Texas State	1987	McWilliams, Tom [B], Miss St.	1950
Love, Kamil [WR], Cal-Poly San Luis Obispo	2000	Meadows, Ed [E], Duke	1955
Loud, Duval [G], UCLA	1992-94	Meeks, Bryant [C], S. Carolina	1947-48
Lowe, Reggie [LB], Troy State	1999	Mehlich, Chuck [E], Duquesne	1946-51
Lowther, Russ [B], Detroit	1945	Meilinger, Steve [E], Kentucky	1961
Lucas, Jeff [OT], West Virginia	1987	Merkovsky, Elmer [T], Pitt	1944**, 45-46
Lucente, John [B], W. Virginia	1945	Merrinweather, Mike [LB], Pacific	1982-87
Luna, Bob [B], Alabama	1959	Messner, Max [LB], Cincinnati	1964-65
Lusteg, Booth [K], Connecticut	1968	Meyer, Dennis [DB], Arkansas State	1973
Lyons, Mitch [TE], Michigan State	1997-99	Meyer, Ron [QB], S. Dakota State	1966
M		Michael, Bill [G], Ohio State	1957
Mack, Red [B], Notre Dame	1961-63, 65	Michaels, Ed [G], Villanova	1943*
Mack, Rico [LB], Appalachian State	1993	Michaels, Lou [E], Kentucky	1961-63
Mackrides, Bill [QB], Nevada	1953	Michalik, Art [G], St. Ambrose	1955-56
Magac, Mike [G], Missouri	1965-66	Middleton, Kelvin [SS], Wichita State	1987
Magulick, George [B], St. Francis	1944**	Midler, Lou [G], Minnesota	1939
Maier, Francis [B], Toledo	1941	Miles, Eddie [LB], Minnesota	1990
Malkovich, Joe [C], Duquesne	1935	Miller, Jim [QB], Michigan State	1995-96
Mallick, Francis [T]	1965	Miller, Josh [P], Arizona	1996-00
Malone, Mark [QB], Arizona State	1980-87	Miller, Tom [E], Hampden Sydney	1943*
Mandich, Jim [TE], Michigan	1978	Mills, Ernie [WR], Florida	1991-96
Mansfield, Ray [C], Washington	1964-76	Minarik, Henry [E], Michigan State	1951
Manske, Edgar [E], Northwestern	1938	Miner, Tom [E], Tulsa	1958
Manuel, Rod [DE], Oklahoma	1997-98	Mingo, Gene [K]	1969-70
Maples, Bob [C], Baylor	1971	Minni, Frank [B], San Jose State	1949
Maras, Joe [C], Duquesne	1938-40	Minter, Michael [DT], North Texas St.	1987
Marchi, Basilio [C], NYU	1934	Modzelewski, Dick [T], Maryland	1955
Marchibroda, Ted [QB], St. Bon'ture & Detroit	1953, 55-56	Modzelewski, Ed [B], Maryland	1952
Marion, Jerry [B], Wyoming	1967	Moege, Dick [B], Rice	1960
Marker, Henry [B], W. Virginia	1934	Momsen, Tony [C], Michigan	1951
Markland, Jeff [TE], Illinois	1988	Moore, Bill [B], Loyola of New Orleans	1933
Marotti, Lou [G], Toledo	1944**	Moore, Red [G], Penn State	1947-49
Marsh, Curtis [WR], Utah	1997	Morales, Gonzales [B], St. Mary's of California	1947-48
Martha, Paul [B], Pitt	1964-69	Morgan, Bob [B], New Mexico	1967-68
Martin, John [B], Oklahoma	1944	Moriarty, Tom [S], Bowling Green	1970
Martin, Tee [QB], Tennessee	2000	Morrall, Earl [QB], Mich. State	1957-58
Martin, Vernon [B], Texas	1942, 44**	Morris, Byron "Bam" [RB], Texas Tech	1994-95
Masters, Bob [B], Baylor	1939, 43*	Morris, John [B], Oregon	1960
Masters, Walt [B], Penn	1944**	Morse, Steve [RB], Virginia	1975
Mastrangelo, John [G], Notre Dame	1947-48	Moser, Rick [RB], Rhode Island	1978-79, 81-82
Matesic, Ed [B], Pitt	1936	Mosher, Clure [C], Louisville	1942
Matesic, Joe [T], Arizona State	1954	Mosley, Norm [B], Alabama	1948
Mathews, Ray [B], Clemson	1951-59	Moss, Paul [E], Purdue	1933



STEELERS ALL-TIME ROSTER — 1933-2000

Motley, Marion [B], Nevada	1955
Mott, Norm [B], Georgia	1934
Mullarky, Mike [TE], Florida	1989-91
Mulleneaux, Lee [C], Northern Arizona	1935-36
Mullins, Gerry [G/OT], Southern Calif.	1971-79
Murley, Dick [T], Purdue	1956
Murray, Earl [G], Purdue	1952
Musulin, George, Pitt	1938
Myslinski, Tom [OL], Tennessee	1996-97, 2000

N

Nagler, Gern [E], Santa Clara	1959
Naiota, John [B], St. Francis	1942, 45
Nardi, Dick [B], Ohio State	1939
Nelsen, Bill [QB], Southern Cal.	1963-67
Nelson, Darrell [TE], Memphis State	1984-85
Nelson, Edmund [NT/DE], Auburn	1982-87
Nery, Carl [G], Duquesne	1940-41
Newberry, Tom [G], Wisconsin-La Crosse	1995
Newsome, Harry [P], Wake Forest	1985-89
Nicolai, Armand [T/K], Duquesne	1934-42
Nicholas, Allen [B], Temple	1945
Nicholas, Bob [T], Stanford	1965
Nickel, Elbie [E], Cincinnati	1947-57
Nickerson, Hardy [LB], California	1987-92
Nicksich, George [G], St. Bonaventure	1950
Nisby, John [G], Pacific	1957-61
Nix, Kent [QB], TCU	1967-69
Nixon, Mike [B], Pitt	1935
Nobile, Leo [G], Penn State	1948-49
Nofsinger, Terry [QB], Utah	1961-64
Noppenberg, John [B], Miami	1940-41
Nosich, John [T], Duquesne	1938
Nutter, "Buzz" [C], VPI	1961-64
Nuzum, Jerry [B], New Mex. A & M	1948-51

O

O'Brien, Fran [T], Mich. State	1966-67
O'Brien, John [E], Florida	1954-56
O'Dell, Mel [B], Duquesne	1944***, 45
Odum, Henry [RB], So. Carolina St.	1983
O'Donnell, Neil [QB], Maryland	1990-95
Oehler, John [C], Purdue	1933-34
Oelerich, John [B], St. Ambrose	1938
Oldham, Chris [CB], Oregon	1995-99
Oldham, Ray [DB], Middle Tennessee St.	1978
Olejniczak, Stan [T], Pitt	1935
Oliver, Clarence [DB], San Diego St.	1969-70
Olsavsky, Jerry [LB], Pittsburgh	1989-97
Olszewski, Al [E], Penn St. & Pitt	1945
O'Malley, Joe [E], Georgia	1955-56
O'Neill, Bob [G], Notre Dame	1956-57
Oniskey, Dick [G], Chattanooga	1955
Opfar, Dave [DE/NT], Penn State	1987
Orlando, Bo [S], West Virginia	1998
Orr, Jim [E], Georgia	1958-60
Ortmann, Chuck [QB], Michigan	1951
O'Shea, Terry [TE], California (Pa.)	1989-90
Oswald, Paul [C], Kansas	1987
Owens, Darrick [WR], Mississippi	1992

P

Palelei, Si'ulagi [G], Nevada-Las Vegas	1993
Palmer, Tom [T], Wake Forest	1953-54
Papach, George [B], Purdue	1948-49
Parker, Frank [OT], Oklahoma State	1968-69
Parrish, James [OL], Temple	1995
Paschell, Bill [B],	1940
Pascka, Gordon [G], Minnesota	1943
Pastin, Frank [G], Waynesburg	1942
Patrick, John [B], Penn State	1941, 45-46
Patterson, Bill [QB], Baylor	1940

Pavia, Ralph [G], Dayton	1947
Pavkov, Stenko [G], Idaho	1939-40
Peaks, Clarence [B], Mich. State	1964-65
Pearson, Barry [WR], Northwestern	1972-73
Pearson, Preston [B], Illinois	1970-74
Pegram, Eric [RB], North Texas State	1995-96
Pense, Leon [QB], Arkansas	1945
Perko, John [G], Duq.	1937-40, 44**, 45-47
Perry, Darren [FS], Penn State	1992-98
Perry, Lowell [B], Michigan	1956
Petchel, John [QB], Duquesne	1945
Petersen, Ted [OT/C], E. Illinois	1977-83, 87
Petrella, John [B], Penn State	1945
Piatukas, George [E], Duquesne	1938-41
Pierre, Roger [E], Pitt	1945
Pillath, John [T], Wisconsin	1966
Pine, Ed [LB], Utah	1965
Pinney, Ray [OT/G/C], Washington	1976-78, 80-82, 85-87
Pirro, Rocco [G], Catholic U.	1940-41
Pittman, Mel [C], Hardin-Simmons	1935
Pokorny, Frank [WR], Youngstown St.	1985
Pollard, Frank [RB], Baylor	1980-88
Popovich, John [B], St. Vincent	1944** 45
Porter, Joey [LB], Colorado State	1999-00
Postus, Al [B], Villanova	1945
Poteat, Hank [CB], Pittsburgh	2000
Pottos, Myron [LB], Notre Dame	1961-65
Potts, Bill [B], Villanova	1934
Pough, Ernest [WR], Texas Southern	1976-77
Pourdaneish, Shar [T], Nevada	1999-00
Powell, Tim [E], Northwestern	1966
Powers, John [E], Notre Dame	1962-66
Priatko, Bill [LB], Pitt	1957
Putzier, Rolin [DT], Oregon	1988

Q

Quatse, Jesse [T], Pitt	1933-34
Quick, Jerry [OT/G], Wichita State	1987
Quinn, Mike [QB], Stephen F. Austin	1997

R

Raborn, Carroll [C], SMU	1936-37
Rado, Alex [B], New River State	1934-35
Rado, George [G], Duquesne	1935-37
Radosевич, George [C], Pitt	1953
Ragunas, Vince [B], VMI	1949
Rajkovich, Pete [B], Detroit	1934
Randour, Hub, Pitt	1935
Rankin, Walt [B], Texas Tech	1944**
Rasby, Walter [TE], Wake Forest	1994
Raskowski, Leo [T], Ohio State	1933
Rasmussen, Randy [C-G], Minnesota	1984-86
Ravotti, Eric [LB], Penn State	1994-96
Raybon, Israel [DE], North Alabama	1996
Reavis, Dave [DT], Arkansas	1974-75
Rechichar, Bert [B], Tennessee	1960
Recutt, Ray [E], VMI	1943*
Reeder, Dan [RB], Delaware	1986, 87
Reese, Jerry [DE], Kentucky	1988
Reger, John [LB], Pitt	1955-63
Renfro, Will [G], Memphis State	1960
Repko, Joe [T], Boston College	1946-47
Reuthershan, Randy [DB], Pitt	1978
Reynolds, Billy [B], Pitt	1958
Reynolds, Jim [B], Oklahoma A & M	1946
Rhodes, Don [T], W & J	1933
Ribble, Loran [G], Hardin-Simmons	1934-35
Richards, Perry [E], Detroit	1957
Richardson, Huey [LB/DE], Florida	1991
Richardson, Terry [RB], Syracuse	1996
Richmond, Rock [DB], Oregon	1987
Ricketts, Tom [OT], Pittsburgh	1989-91

STEELERS ALL-TIME ROSTER — 1933-2000

Rienstra, John [G], Temple	1986-90	Seward, Dean [B]	
Riffle, Dick [B], Albright	1941-42	Sexton, Brent [DB], Elon	1987
Riley, Avon [LB], UCLA	1987	Shaffer, George [B], W & J	1933
Riley, Cameron [DB], Missouri	1987	Shanklin, Ron [WR], N. Tex. St.	1970-74
Rivera, Gabe [DT], Texas Tech	1983	Sharp, Rick [T], Washington	1970-71
Rizzo, Tony, Duquesne	1938	Shaw, Bobby [WR], California	1998-00
Roberts, John [B], Georgia	1934	Sheffield, Chris [CB], Albany State	1986-87
Robinson, Ed [LB], Florida	1994	Shell, Donnie [SS], So. Carolina St.	1974-87
Robinson, Gil [E], Catawba	1933	Shelton, Richard [CB], Liberty	1990-93
Robinson, Jack [T], N.E. Mo. St.	1938	Shepard, Charles [B], N. Tex. St.	1956
Robnett, Marshall [C], Texas A & M	1944**	Sheriff, Stan [LB], Cal. Polytech	1954
Rodak, Mike [B], Western Reserve	1942	Sherman, Alex [QB], Brooklyn	1943*
Rodenhauser, Mark [LS/C]	1998	Sherman, Bob [B], Iowa	1964-65
Rodgers, John [TE], La. Tech.	1982-84	Shields, Burrell [B], John Carroll	1954
Rogel, Fran [B], Penn State	1950-57	Shields, Scott [S], Weber State	1999-00
Rogers, Cullen [B], Texas A & M	1946	Shiner, Dick [QB], Maryland	1968-69
Rorison, Jim [T], Southern Cal.	1938	Shipkey, Jerry [B], UCLA	1948-52
Rosepink, Marty [G], Pitt	1947	Shorter, Jim [B], Detroit	1969
Ross, Oliver [OL], Iowa State	2000	Shugarts, Bret [DE], Indiana (Pa.)	1987
Rostovsky, Pete [OT], Connecticut	1984-86	Shurtz, Hubert [T], LSU	1948
Rowley, Bob [LB], Virginia	1963	Shy, Don [B], San Diego St.	1967-68
Rowser, John [DB], Michigan	1970-73	Simerson, John [T], Purdue	1958
Royals, Mark [P], Appalachian State	1992-94	Simlen, Tracy [LB], Texas Christian	1989
Roye, Orpheus [DE], Florida State	1996-99	Simmons, Milt [B], Arkansas	1942
Rozelle, Aubrey [LB], Delta State	1957	Simmons, Jason [CB], Arizona State	1998-00
Rucinski, Ed [E], Indiana	1944**	Simmons, Jerry [WR], Bethune-Cookman	1965-66
Ruff, Guy [LB], Syracuse	1982	Sims, Bob [E], Rutgers	1962
Ruple, Ernie [T], Arkansas	1968-69	Simpson, Jack [B], Florida	1961-62
Russell, Andy [LB], Missouri	1963, 1966-76	Simpson, Tim [G/C], Illinois	1994
Ryan, Ed [E], St. Mary's (Cal.)	1948	Sims, Darryl [DE], Wisconsin	1985-86
S		Sinkovitz, Frank [C], Duke	1947-52
Sader, Steve [B]	1943*	Sirochman, George [G], Duquesne	1942
Sadowski, Troy [TE], Georgia	1997-98	Sites, Vince [E], Pitt	1936-37
Salata, Paul [E], Southern California	1950-51	Skansi, Paul [WR], Washington	1983
Sample, John [B], Maryland St.	1961-62	Skladany, Joe [E], Pitt	1934
Samuel, Don [B], Oregon State	1949-50	Skorich, Nick [G], Cincinnati	1946-48
Samuelson, Carl [T], Nebraska	1948-51	Skoronski, Ed [E], Purdue	1935-36
Sanchez, Luis [CB/KR], UCLA	1986-88	Skulos, Mike [G], W & J	1938
Sandberg, Sigurd [T], Iowa Wes.	1935-37	Slater, Walt [B], Tennessee	1947
Sandefur, Wayne [B], Purdue	1936-37	Small, Fred [LB], Washington	1985
Sanders, Chuck [RB], Slippery Rock	1986-87	Smith, Aaron [DE], Northern Colorado	1999-00
Sanders, John [G], SMU	1940-42	Smith, Ben [E], Alabama	1934-35
Sandig, Curt [B], St. Mary of Tex.	1942	Smith, Billy Ray [T], Arkansas	1958-60
Sandusky, Mike [G], Maryland	1957-65	Smith, Bob [B], N. Texas State	1966
Sapp, Theron [B], Georgia	1963-65	Smith, Dave [WR], Indiana (Pa.)	1970-72
Saul, Bill [LB], Penn State	1964, 66-68	Smith, Jim [WR], Michigan	1977-82
Saurer, Sylvester [B], St. Olaf	1934	Smith, Kevin [S], Rhode Island	1991
Scales, Charles [B], Indiana	1960-61	Smith, Laverne [RB], Kansas	1977
Scarbach, Jack [QB], Maryland	1956	Smith, Marvel [OT], Arizona State	2000
Scales, Charles [B], Indiana	1960-61	Smith, Ron [QB], Richmond	1966
Scherer, Bernard [E], Nebraska	1939	Smith, Steve [E], Michigan	1966
Schiechl, John [C], Santa Clara	1941-42	Smith, Stu [QB], Bucknell	1937-38
Schmidt, John [C], Carnegie Tech.	1940	Smith, Truett [QB], Wyoming & Mississippi St.	1950-51
Schmitz, Bob [LB], Montana St.	1961-66	Smith, Warren [T], Kansas Wes.	1948
Schneck, Mike [LS], Wisconsin	1999-00	Snell, Ray [OT], Wisconsin	1984-85
Schnecker, Bob [E], Bowling Green	1961	Snyder, Bill [G], Ohio U.	1934-35
Schuelke, Karl [B], Wisconsin	1939	Sodaski, John [DB], Villanova	1970
Schultz, Eberle [G], Oregon St.	1941-42	Soleau, Bob [LB], Wm. & Mary	1964
Schwartz, Elmer [B], Wash. St.	1933	Solomon, Ariel [G/OT], Colorado	1991-95
Schweder, John [G], Penn	1951-55	Somers, George [T], LaSalle	1941-42
Scolnik, Glenn [WR], Indiana	1973	Sorce, Ross [T], Georgetown	1945
Scot, Wilbert [LB], Indiana	1961	Sortet, Wilbur [E], West Virginia	1933-40
Scott, Chad [CB], Maryland	1997-00	Souchak, Frank [E], Pitt	1939
Scudero, Joe [B], San Francisco	1960	Spencer, Todd [RB], So. Cal.	1984-85
Seabaugh, Todd [LB], San Diego St.	1984	Spinks, Jack [G], Alcorn A & M	1952
Seabright, Charles [QB], W. Virginia	1946-50	Spizak, Charley [QB], Carn. Tech	1938
Seals, Ray [DE], none	1994-95	Staat, Jeremy [DE], Arizona State	1998-00
Searcy, Leon [OT], Miami (Fla.)	1992-95	Staggers, Jon [WR], Missouri	1970-71
Sears, Vic [T], Oregon State	1943*	Stai, Brenden [G], Nebraska	1995-99
Sebastian, Mike [B], Pitt	1935	Stallworth, John [WR], Alabama A&M	1974-87
Seitz, Warren [TE], Missouri	1986	Stanton, John [B], N. Car. St.	1961
Semes, Bernard [B], Duquesne	1944**	Stark, Rohi [P], Florida State	1995
		Starret, Ben [B], St. Mary's of Cal.	1941

STEELERS ALL-TIME ROSTER — 1933-2000

Station, Larry [LB], Iowa	1986
Stautner, Ernie [T], Bost. Col.	1950-63
Steed, Joel [NT], Colorado	1992-99
Steele, Ernie [B], Washington	1943*
Stehouwer, Ron [B], Colorado State	1960-64
Stenger, Brian [LB], Notre Dame	1969-72
Stern, Paul [T], Villanova	1947
Stephens, Jamin [OT], North Carolina A&T	1996-98
Steward, Denn [B], Ursinus	1943*
Stewart, Kordell [QB], Colorado	1995-00
Stock, John [E], Pitt	1956
Stock, Mark [WR], Virginia Military	1989
Stofko, Ed [B], St. Francis	1945
Stone, Dwight [WR/RB/KR], Middle Tennessee State	1987-94
Stoudt, Cliff [QB], Youngstown St.	1977-83
Stough, Glen [T], Duke	1945
Stowe, Tyrone [LB], Rutgers	1987-90
Strand, Eli [G], Iowa State Coll.	1966
Strom, Rick [QB], Georgia Tech	1989-93
Strugar, George [T], Washington	1962
Strutt, Art [B], Duquesne	1935-36
Stryzinski, Dan [P], Indiana	1990-91
Strzelczyk, Justin [OT], Maine	1990-99
Stule, Ernie [B]	
Suhey, Steve [G], Penn State	1948-49
Sulima, George [E], Boston U.	1952-54
Sullivan, Chris [DE], Boston College	2000
Sullivan, Frank [C], Loyola (New Or.)	1940
Sullivan, Robert [B], Holy Cross Iowa	1947
Sutherland, Don [B], Ohio State	1959-60
Sutton, Ricky [DL], Auburn	1993
Swain, John [CB], Miami (Fla.)	1985-86
Swann, Lynn [WR], Southern Cal.	1974-82
Sweeney, Calvin [WR], Southern Cal.	1980-87
Sweeney, Jim [C/G], Pittsburgh	1996-99
Sydnor, William [WR/KR], Syracuse	1982
Szot, Walter [T], Bucknell	1949-50

T

Tanguay, Jim [B], NYU	1933
Tarasovic, George [E], LSU	1952-53, 56-63
Tatum, Jesse [E], N. Carolina State	1938
Taylor, Jim [LB], Baylor	1956
Taylor, Mike [T], Southern Cal.	1968-69
Tepe, Lou [C], Duke	1953-55
Terry, Nat [CB], Florida State	1988
Tesser, Ray [E], Carnegie Tech	1933-34
Tharpe, Larry [OT], Tennessee State	2000
Thelwell, Ryan [WR], Minnesota	1999
Thigpen, Yancey [WR], Winston-Salem State	1992-97
Thomas, Ben [DE/DT], Auburn	1988
Thomas, Clendon [B], Oklahoma	1962-68
Thomas, J.T. [CB/S], Florida St.	1973-77, 79-81
Thompson, Clarence [B], Minnesota	1937-38
Thompson, Donnel [LB], Wisconsin	2000
Thompson, Leroy [RB], Penn State	1991-93
Thompson, Tommy [QB], Tulsa	1940
Thompson, Weegee [WR], Florida St.	1984-89
Thornton, Sidney [RB], Northwestern La.	1977-82
Thurbon, Bob [B], Pitt	1943*-44*
Tiller, Morgan [E], Denver	1945
Tinsley, Sid [B], Clemson	1945
Titus, George [C], Holy Cross	1946
Titus, Silas [E], Holy Cross	1945
Toews, Loren [LB], California	1973-83
Tomasetti, Lou [B], Bucknell	1939-40
Tomasich, Andy [B], Temple	1942-46
Tomczak, Mike [QB], Ohio State	1993-99
Tomlinson, Dick [G], Kansas	1950-51
Tommonson, Clarence [B], Wisconsin	1938-39
Tosi, John [B], Niagara	1939
Townsend, Deshea [CB], Alabama	1998-00
Tracy, Tom [B], Tennessee	1958-63

Trout, Dave [PK], Pitt	1981, 87
Tsoutsouvas, Lou [C], Stanford	1938
Tuggle, Anthony [CB/S], Nicholls St.	1985, 87
Tuman, Jerame [TE], Michigan	1999-00
Turk, Dan [C], Wisconsin	1985-86
Turley, John [QB], Ohio Wesleyan	1935-36
Tylski, Rich [G], Utah State	2000
Tyrell, Tim [RB], Northern Illinois	1989

V

Valentine, Zack [LB], East Carolina	1979-81
Van Dyke, Bruce [G], Missouri	1967-73
Varrichione, Frank [T], Notre Dame	1955-60
Vaughan, John [QB], Ind. St. (Pa.)	1933-34
Veals, Elton [RB], Tulane	1984
Veasey, Craig [DL], Houston	1990-91
Vidoni, Vic [E], Duquesne	1935-36
Vincent, Shawn [CB], Akron	1991
von Oelhofen, Kimo [DL], Boise State	2000
Voss, Lloyd [T], Nebraska	1966-71
Vrabel, Mike [LB], Ohio St.	1997-00

W

Wade, Bob [DB], Morgan State	1968
Wade, Tom [QB], Texas	1964-65
Wager, Clint [E], St. Mary's Minn.	1944**
Wagner, Mike [S], Western Illinois	1971-80
Walden, Bob [P], Georgia	1968-77
Walker, Sammy [CB], Texas Tech	1991-92
Wallace, Ray [RB], Purdue	1989
Walsh, Bill [C], Notre Dame	1949-55
Ward, Hines [WR], Georgia	1998-00
Warren, Buist [B], Tennessee	1945
Warren, Xavier [DE/DT], Tulsa	1987
Washington, Anthony [CB], Fresno State	1981-82
Washington, Clarence [DT], Arkansas AM & N	1969-70
Washington, Dewayne [CB], N. Carolina State	1998-00
Washington, Robert [OT], Alcorn State	1987
Washington, Sam [CB], Miss. Val. St.	1982-85
Watkins, Tom [B], Iowa State	1968
Watson, Allen [K], Newport (Wales)	1970
Watson, Sid [B], Northeastern	1955-57
Webster, Elardo [LB], Rutgers	1992
Webster, George [LB], Michigan State	1972-73
Webster, Mike [C], Wisconsin	1974-88
Weed, Thurlow [K], Ohio State	1955
Weinberg, Henry [G], Duquesne	1934
Weinstock, Izzy [B], Pitt	1937-38
Weisenbaugh, Henry [B], Pitt	1935
Wells, Billy [B], Mich. State	1957
Wendlick, Joe [E], Oregon State	1941
Wenzel, Ralph [E], Tulane	1942
Wenzel, Ralph [G], San Diego St.	1966-70
Westfall, Ed [B], Ohio Wesleyan	1933
Wetzel, Damon [B], Ohio State	1935
Wheeler, Ernie [B], N. Dakota State	1939
Whelan, Tom [B], Catholic U.	1933
White, Byron [B], Colorado	1938
White, Dwight [DE], East Texas State	1971-80
White, Paul [B], Michigan	1947
Wiel, Joe [T], Duquesne	1935
Wiggins, Paul [OT], Oregon	1997
Wilburn, J. R. [WR], S. Carolina	1966-70
Wilcots, Solomon [S], Colorado	1992
Wiley, Jack [T], Wayneburg	1946-50
Wilkinson, Eric [RB/WR], Kent State	1989
Williams, Albert [LB], UTEP	1987
Williams, Dave [WR], Washington	1973
Williams, Don [G], Texas	1941
Williams, Eric [S], N.C. State	1983-86
Williams, Erwin [WR], Maryland St.	1969
Williams, Gerald [NT/DE], Auburn	1986-94
Williams, Jerro [LB], Purdue	1989-92



STEELERS ALL-TIME ROSTER — 1933-2000

Williams, Joe [LB], Grambling	1987
Williams, Joe [B], Ohio State	1939
Williams, John L. [FB], Florida	1994-95
Williams, Ray [CB], Rhode Island	1987
Williams, Robert [S], Eastern Illinois	1974
Williams, Sidney [LB], Southern	1969
Williams, Warren [RB], Miami (Fla.)	1988-92
Williams, Willie [CB], Western Carolina	1993-96
Williamson, Fred [B], Northwestern	1960
Willis, Keith [DE], Northeastern	1982-87, 89-91
Wilson, Bill [E], Gonzaga	1938
Wilson, Frank [TE], Rice	1982
Winfrey, Carl [LB], Wisconsin	1972
Wingle, Blake [G], UCLA	1983-85
Winston, Dennis [LB], Arkansas	1977-81, 85-86
Withycombe, Mike [C], Fresno State	1991
Witman, Jon [FB], Penn State	1996-00
Wolf, Jim [DE], Prairie View	1974
Woffley, Craig [G/OT], Syracuse	1980-89
Wofford, Will [G/T], Vanderbilt	1996-98
Womack, Joe [B], Los Angeles St.	1962
Woodard, Ken [LB], Tuskegee Institute	1987
Woodley, David [QB], Louisiana St.	1984-85
Woodruff, Dwayne [CB], Louisville	1979-85, 87-90
Woods, Rick [S/CB], Boise State	1982-86

Woodson, Marv [B], Indiana	1964-69
Woodson, Rod [DB/KR], Purdue	1987-96
Woolford, Donnell [CB], Clemson	1997
Worley, Tim [RB], Georgia	1989-91, 93
Woudenbeg, John [T], Denver	1940-42
Wren, Lowe [B], Missouri	1960
Wright, Anthony [QB], South Carolina	1999
Wukits, Al [C], Duquesne	1943*-44*-45
Wydo, Frank [T], Cornell	1947-51

Y

Young, Al [WR], South Carolina St.	1971-72
Young, Dick [B], Chattanooga	1957
Young, Theo [TE], Arkansas	1987
Younger, Paul [B], Grambling	1958
Yurchey, John [B], Duquesne	1940

Z

Zaninelli, Silvio [B], Duquesne	1934-37
Zereoue, Amos [RB], West Virginia	1999-00
Zgonina, Jeff [DL], Purdue	1993-94
Zimmerman, Leroy [QB], San Jose St.	1943*
Zombek, Joe [E], Pitt	1954
Zopetti, Frank [B], Duquesne	1941

*Steelers combined with Philadelphia Eagles

**Steelers combined with Chicago Cardinals.

Current players in bold



STEELERS ALL-TIME ASSISTANT COACHES

April, Bobby	1994-95	Leonard, Jim	1942
Archer, Mike	1996-00	Lewis, Art	1960-61
Bach, Joe	1935-36	Lewis, Marvin	1992-95
Ball, Herman	1955	Lewis, Tim	1995-00
Blackledge, Ron	1982-91	McGraw, Thurman	1958-61
Bratkowski, Bob	1999-00	McLaughlin, Leon	1966-68
Brazil, Dave	1989-91	McPeak, Bill	1956-58
Bridgers, John	1969	Meyers, Bill	1984
Butler, Jack	1961-63	Michelsen, John	1946-47
Capers, Dom	1992-94	Mitchell, John	1995-00
Carson, Bud	1972-77	Moore, Tom	1977-89
Cherundolo, Charles	1948-57, 61	McNally, Johnny "Blood"	1936
Clements, Tom	First Year	Mularkey, Mike	1996-00
Coley, Max	1969-71	Neale, Greasy	1943
Craft, Russ	1956	Nixon, Mike	1961-65
Culley, David	1996-98	Ormiston, Ken	1948-50
Davis, Robert	1951	Painter, Dwain	1988-91
DePasqua, Carl	1968	Parilli, Babe	1971-73
DiMancheff, Boris	1958-59	Patrick, Frank	1948
Dorais, Gus	1952	Perles, George	1972-81
Doran, Jim	1964-65	Perry, Lowell	1957
Dotsch, ROLLIE	1978-81	Plasman, Dick	1958-61
Dudley, Bill	1956	Radakovich, Dan	1971, 74-77
Dungy, Tony	1981-88	Ramsey, Buster	1962-64
Eatman, Irv	2000	Reese, Cad	1934-36
Erhardt, Ron	1992-95	Riecke, Lou	1970-79
Evans, Walt	1982-88	Ronzani, Gene	1954
Fletcher, Tom	1966-68	Robinson, Willy	2000
Fitzgerald, Dennis	1982-88	Rooker, Harvey	1948
Fox, John	1989-91	Rooney, JP	1934-35
Fry, Bob	1969-73	Rust, Rod	1989
Furness, Steve	1992-93	Sherman, Ray	1998
Gailey, Chan	1994-97	Skladany, Joseph	1947
Gilbride, Kevin	1999-00	Skorich, Nick	1955-57
Gilmer, Harry	1957-60	Snyder, Bob	1955
Greene, Joe	1987-91	Sortet, Wilbur	1940
Grimm, Russ	First Year	Souchak, Frank	1946
Guy, John	1992-93	Spezzaferro, John	1976
Hackett, Walter	1969-70	Stautner, Ernie	1963-64
Handler, Phil	1944	Stephenson, Kent	1992-00
Harrison, Bob	1992-93	Stewart, George	1989-91
Haslett, Jim	1997-99	Stillley, Ken	1959-63
Hayes, Jay	1999-00	Sumner, Charley	1969-72
Hefferle, Ernie	1965	Taylor, Hugh	1966-68
Heinrich, Don	1966-68	Taylor, Lionel	1970-76
Henry, Jack	1990-91	Torgeson, LaVerne	1962-68
Hoak, Dick	1972-00	Uram, Paul	1972-81
Hodgson, Pat	1992-95	Vasente, Bob	1990-91
Hughes, Jed	1984-88	Walls, Will	1962-63
Hunter, Hal	1985-88	Walker, Dick	1978-81
Jackson, Kenny	First Year	Walton, Frank	1947
Jones, Edgar	1953	Walton, Joe	1990-91
Keane, Tom	1965	Whisenhunt, Ken	First Year
Kiesling, Walt	*1938-39, 41, 49-54, 57-61	Widenhofer, Woody	1973-83
Kolb, Jon	1982-91	Wray, Lud	1945
Kuharich, Joe	1946	Zook, Ron	1996-1998
Layne, Bobby	1964-65		
LeBeau, Dick	1992-96		

*Kiesling and Neale were co-head coaches of Phil-Pitt in 1943

Kiesling and Handler were co-head coaches of Card-Pitt in 1944

Current coaches in bold



STEELERS RECORDS

STEELERS INDIVIDUAL LEADERS

PASSING

Player	Years	Att.	Comp.	Yards	Pct.	TD	INT	Rating
1. Terry Bradshaw	1970-83	3,901	2,025	27,989	51.9	212	210	71.1
2. Neil O'Donnell	1990-95	1,871	1,069	12,867	57.1	68	39	81.6
3. Bubba Brister	1986-92	1,477	776	10,104	52.5	51	57	69.8
4. Kordell Stewart	1995-00	1,499	815	9,064	54.4	50	55	68.4
5. Bobby Layne	1958-62	1,156	569	8,983	49.2	67	81	70.7
6. Jim Finks	1949-55	1,382	661	8,854	47.8	55	88	48.5
7. Mark Malone	1980-87	1,374	690	8,582	50.2	54	68	62.1
8. Mike Tomczak	1993-99	973	546	6,649	56.1	37	42	72.0
9. Ed Brown	1962-65	736	339	5,821	44.7	30	50	57.7
10. Bill Nelsen	1963-67	589	274	4,440	46.5	28	30	67.0
11. Dick Shiner	1968-69	513	245	3,278	47.8	25	27	54.7
12. Cliff Stoudt	1977-83	479	244	3,217	50.9	14	28	57.9
13. David Woodley	1984-85	339	179	2,630	52.8	14	21	66.2
14. Kent Nix	1967-69	451	217	2,597	48.1	14	33	46.1
15. Terry Hanratty	1969-75	417	159	2,428	38.1	24	34	42.6
16. Earl Morrall	1957-58	335	145	2,175	43.3	12	19	53.9
17. Joe Gilliam	1972-75	331	147	2,103	44.4	9	17	53.3
18. Ted Marchibroda	1953, 55-56	340	157	1,931	46.2	15	24	49.3

RUSHING

Player	Years	Att.	Yards	Avg.	LG	TD
1. Franco Harris	1972-83	2,881	11,950	4.1	751	91
2. Jerome Bettis	1996-00	1,665	6,713	4.0	501	36
3. John Henry Johnson	1960-65	1,025	4,383	4.3	87	26
4. Frank Pollard	1980-88	953	3,989	4.2	52	20
5. Dick Hoak	1961-70	1,132	3,965	3.5	77	25
6. Barry Foster	1990-94	915	3,943	4.3	69	26
7. Rocky Bleier	1968, 70-80	928	3,865	4.2	701	23
8. Walter Abercrombie	1982-87	842	3,343	4.0	501	22
9. Fran Rogel	1950-57	900	3,271	3.6	51	17
10. Merrill Hoge	1987-93	819	3,115	3.8	411	21
11. John "Frenchy" Fuqua	1970-76	699	2,942	4.2	85	21
12. Tom Tracy	1958-63	727	2,712	3.7	64	15
13. Terry Bradshaw	1970-83	444	2,255	5.1	39	32
14. Preston Pearson	1970-74	573	2,243	3.9	47	8
15. Lynn Chandnois	1950-56	593	1,934	3.2	38	12
16. Earnest Jackson	1986-88	470	1,921	4.1	39	9
17. Kordell Stewart	1995-00	353	1,818	5.1	801	28
18. Sidney Thornton	1977-82	356	1,512	4.2	75	18
19. Bill Dudley	1942, 45-46	343	1,505	4.4	42	14
20. Joe Geri	1949-51	411	1,500	3.6	45	10

RECEIVING

Player	Years	Rec.	Yards	Avg.	LG	TD
1. John Stallworth	1974-87	537	8,723	16.2	741	63
2. Louis Lipps	1984-91	358	6,018	16.8	891	39
3. Lynn Swann	1974-82	336	5,462	16.3	681	51
4. Elbie Nickel	1947-57	329	5,133	15.6	771	37
5. Franco Harris	1972-83	306	2,284	7.5	441	9
6. Charles Johnson	1994-98	250	3,400	13.6	841	15
7. Merrill Hoge	1987-93	241	2,054	8.5	40	13
8. Ray Mathews	1951-59	230	3,919	16.1	781	34
9. Buddy Dial	1959-63	229	4,723	20.6	881	42
10. Yancey Thigpen	1992-97	222	3,651	16.4	691	21
11. Bennie Cunningham	1976-85	202	2,879	14.3	48	20
12. Roy Jefferson	1965-69	199	3,671	18.4	841	29
13. Eric Green	1990-94	198	2,681	13.5	711	24
14. Ron Shanklin	1970-74	166	3,047	18.4	811	24
15. Lynn Chandnois	1950-56	163	2,062	12.6	55	8
16. Courtney Hawkins	1997-00	160	1,829	11.4	441	5
17. Gary Ballman	1962-66	154	2,949	19.2	871	22
18. Dwight Stone	1987-94	152	2,460	16.2	90	12
19. Fran Rogel	1950-57	150	1,087	7.2	64	2
20. Dick Hoak	1961-70	146	1,452	9.9	48	8
21. Val Jansante	1946-51	144	2,214	15.4	66	13
22. Andre Hastings	1993-96	143	1,566	10.9	601	9
23. Walter Abercrombie	1982-87	138	1,353	9.8	59	7

STEELERS INDIVIDUAL LEADERS

SCORING

Player	Years	Tot. TD	TDR	TDP	PAT	FG	Points
1. Gary Anderson	1982-94	0	0	0	416	309	1,343
2. Roy Gerela	1971-78	0	0	0	293	146	731
3. Franco Harris	1972-83	100	91	9	0	0	600
4. Norm Johnson	1995-98	0	0	0	137	105	452
5. John Stallworth	1974-87	64	1	63	0	0	384
6. Lynn Swann	1974-82	53	1	51	0	0	318
7. Mike Clark	1964-67	0	0	0	116	57	287
8. Lou Michaels	1961-63	0	0	0	91	62	277
9. Louis Lipps	1984-91	46	4	39	0	0	276
10. Ray Mathews	1951-59	43	13	30	1	0	261
11. Buddy Dial	1959-63	42	0	42	0	0	252
12. Jerome Bettis	1996-00	38	36	2	0	0	228
13. Elbie Nickel	1947-57	37	0	37	0	0	222
14. Kris Brown	1999-00	0	0	0	62	50	212
15. Kordell Stewart	1995-00	34	29	5	0	0	204
Merril Hoge	1987-93	34	21	13	0	0	204

INTERCEPTIONS

Player	Years	No.	Yds.	Avg.	LG	TDs
1. Mel Blount	1970-83	57	736	12.9	52 t	2
2. Jack Butler	1951-59	52	827	15.9	52	4
3. Donnie Shell	1974-87	51	450	8.8	67	2
4. Rod Woodson	1990-96	38	779	20.5	63 t	5
5. Dwayne Woodruff	1979-85, 87-90	37	689	18.6	78 t	3
6. Mike Wagner	1971-80	36	491	13.6	65	0
7. Darren Perry	1992-98	32	505	16.8	42	1
Jack Ham	1971-82	32	218	6.8	32 t	1
9. Jack Lambert	1974-84	28	243	8.7	31	0
10. Glen Edwards	1971-77	25	652	26.1	86 t	1
Howard Hartley	1949-52	25	267	10.7	38	0
12. Clendon Thomas	1962-68	23	233	10.1	33	0

QUARTERBACK SACKS

Player	Years	Sacks
1. L.C. Greenwood	1969-81	73.5
2. Joe Greene	1969-81	66.0
3. Keith Willis	1982-87, 89-91	59.0
4. Greg Lloyd	1988-97	53.5
5. Jason Gildon	1994-00	50.5
6. Dwight White	1971-80	46.0
7. Ernie Holmes	1972-77	40.0
8. Kevin Greene	1993-95	35.5
9. Gary Dunn	1977-87	35.0
10. Steve Furness	1972-80	32.0
11. Mike Merriweather	1982-87	31.0
12. Chad Brown	1993-96	30.0
13. Jack Ham	1971-82	25.5
14. Keith Gary	1983-88	25.0
15. Gerald Williams	1986-94	24.5

OPPONENT FUMBLE RECOVERIES

Player	Years	No.
1. Jack Ham	1971-82	21
2. Donnie Shell	1974-87	19
3. Carnell Lake	1989-98	16
4. Joe Greene	1969-81	16
5. Jack Lambert	1974-84	15
6. Robin Cole	1977-87	14
L.C. Greenwood	1969-81	14
Greg Lloyd	1988-97	14
9. Mel Blount	1970-83	11
Mike Wagner	1971-80	11
11. Bryan Hinkle	1982-93	10

STEELERS INDIVIDUAL LEADERS

SERVICE

Most Seasons

- 15 Mike Webster (1974-88)
- 14 Donnie Shell (1974-87)
- 14 John Stallworth (1974-87)
- 14 Larry Brown (1971-84)
- 14 Mel Blount (1970-83)
- 14 Terry Bradshaw (1970-83)
- 14 Ernie Stautner (1950-63)
- 13 Tunch Ilkin (1980-92)
- 13 Joe Greene (1969-81)
- 13 L.C. Greenwood (1969-81)
- 13 Jon Kolb (1969-81)
- 13 Sam Davis (1967-79)
- 13 Ray Mansfield (1964-76)
- 13 Gary Anderson (1982-94)
- 13 Dermontti Dawson (1988-00)

Most Games

- 220 Mike Webster (1974-88)
- 201 Donnie Shell (1974-87)
- 200 Mel Blount (1970-83)
- 197 Gary Anderson (1982-94)
- 182 Ray Mansfield (1964-76)
- 181 Dermontti Dawson (1988-00)
- 181 Joe Greene (1969-81)
- 179 David Little (1981-92)
- 177 Jon Kolb (1969-81)
- 176 Tunch Ilkin (1980-92)
- 174 L.C. Greenwood (1969-81)
- 173 Ernie Stautner (1950-63)

Most Consecutive Games Played

- 177 Mike Webster (1974-85)
- 170 Dermontti Dawson (1988-99)
- 168 Ray Mansfield (1964-76)

SCORING

Most Total Points

Career:

- 1,343 ... Gary Anderson (1982-94), 416 PATs, 309 FGs.
- 731 ... Roy Gerela (1971-78), 293 PATs, 146 FGs.
- 600 ... Franco Harris (1972-83), 100 TDs.
- 452 ... Norm Johnson (1995-97), 116 PATs, 79 FGs.
- 384 ... John Stallworth (1974-87), 64 TDs.
- 318 ... Lynn Swann (1974-82), 53 TDs.

Season:

- 141 ... Norm Johnson (1995), 39 PATs, 34 FGs.
- 139 ... Gary Anderson (1985), 40 PATs, 33 FGs.
- 123 ... Roy Gerela (1973), 36 PATs, 29 FGs.
- 119 ... Gary Anderson (1983), 38 PATs, 27 FGs.
- 119 ... Roy Gerela (1972), 35 PATs, 28 FGs.
- 118 ... Gary Anderson (1988), 34 PATs, 28 FGs.
- 117 ... Gary Anderson (1984), 45 PATs, 24 FGs.

Most Total Points (cont.)

- 116 Gary Anderson (1993), 32 PATs, 28 FGs.
- 113 Gary Anderson (1992), 29 PATs, 28 FGs.
- 110 Lou Michaels (1962), 32 PATs, 28 FGs.
- 107 Kris Brown (2000), 32 PAT's, 25 FG
- 106 Norm Johnson (1997), 40 PATs, 22 FGs.
- 106 Norm Johnson (1996), 37 PATs, 23 FGs.
- 105 Kris Brown (1999), 30 PATs, 25 FGs.
- 104 Matt Bahr (1979), 50 PATs, 18 FGs.
- 104 Gary Anderson (1994), 32 PATs, 24 FGs.
- 100 Gary Anderson (1991), 31 PATs, 23 FGs.

Game:

- 24 Roy Jefferson (11/3/68 at Atlanta), 4 TDs.
- 24 Ray Mathews (10/17/54 vs. Cleveland), 4 TDs.

Most Touchdowns

Career:

- 100 Franco Harris (1972-83)
- 64 John Stallworth (1974-87)
- 53 Lynn Swann (1974-82)
- 46 Louis Lipps (1984-91)
- 43 Ray Mathews (1951-59)
- 42 Buddy Dial (1959-63)
- 38 Jerome Bettis (1996-00)
- 37 Elbie Nickel (1947-57)
- 34 Kordell Stewart (1995-00)
- 34 Merrill Hoge (1987-93)

Season:

- 15 Louis Lipps (1985)
- 14 Franco Harris (1976)
- 12 Franco Harris (1979)
- 12 Roy Jefferson (1968)
- 12 Buddy Dial (1961)

Game:

- 4 Roy Jefferson (11/3/68 at Atlanta)
- 4 Ray Mathews (10/17/54 vs. Cleveland)
- 3 Richard Huntley (9/12/99 at Cleveland)
- 3 Charles Johnson (11/1/98 vs. Tennessee)
- 3 Yancey Thigpen (12/7/97 vs. Denver)
- 3 Jerome Bettis (11/30/97 at Arizona) (OT)
- 3 Bam Morris (11/19/95 at Cincinnati)
- 3 Eric Pegram (11/5/95 at Chicago)
- 3 Barry Foster (9/27/93 at Atlanta)
- 3 Merrill Hoge (10/29/90 vs. L.A. Rams)
- 3 Eric Green (10/14/90 at Denver)
- 3 Merrill Hoge (11/26/89 at Miami)
- 3 Walter Abercrombie (12/13/86 at N.Y. Jets)
- 3 Weegie Thompson (11/2/86 vs. Green Bay)
- 3 Louis Lipps (9/8/85 vs. Indianapolis)
- 3 John Stallworth (11/25/84 vs. San Diego)
- 3 John Stallworth (11/4/84 vs. Houston)
- 3 Jim Smith (9/28/80 vs. Chicago)
- 3 Rocky Bleier (12/5/76 vs. Tampa Bay)
- 3 Steve Davis (9/22/74 at Denver)
- 3 Franco Harris (10/29/72 at Buffalo)
- 3 Earl Gros (12/21/69 vs. New Orleans)
- 3 John Henry Johnson (10/10/64 at Cleveland)

STEELERS INDIVIDUAL LEADERS

Most Field Goals

Career:

309	Gary Anderson (1982-94)
146	Roy Gerela (1971-78)
83	Norm Johnson (1995-98)
62	Lou Michaels (1961-63)
57	Mike Clark (1964-67)

Season:

34	Norm Johnson (1995)
33	Gary Anderson (1985)
29	Roy Gerela (1973)
28	Gary Anderson (1993)
28	Gary Anderson (1992)
28	Gary Anderson (1988)
28	Roy Gerela (1972)
27	Gary Anderson (1983)
26	Norm Johnson (1998)
26	Lou Michaels (1961)

LONGEST FIELD GOALS

55	Gary Anderson (11/25/84 vs. San Diego)
54	Gary Anderson (12/8/91 at Houston)
53	Gary Anderson (10/21/84 at Indianapolis)
52	Kris Brown (11/12/00 vs. Philadelphia)
52	Norm Johnson (11/9/97 at Baltimore)
52	Gary Anderson (11/13/88 vs. Philadelphia)
52	Gary Anderson (11/22/87 at Cincinnati)
52	Gary Anderson (11/17/85 at Houston)
51	Kris Brown (10/25/99 vs. Atlanta)
50	Norm Johnson (11/19/95 at Cincinnati)
50	Gary Anderson (9/13/87 vs. San Francisco)
50	Gary Anderson (11/6/94 at Houston)
50	Lou Michaels (9/15/63 at Philadelphia)

Most Field Goal Attempts

Career:

395	Gary Anderson (1982-94)
227	Roy Gerela (1971-78)
127	Norm Johnson (1995-98)
109	Lou Michaels (1961-63)

Season:

43	Roy Gerela (1973)
42	Gary Anderson (1985)
41	Norm Johnson (1995)
41	Roy Gerela (1972)
41	Lou Michaels (1963)

Game:

8	Lou Michaels (12/2/62 at St. Louis)
---	-------	-------------------------------------

Highest Field Goal Percentage

Career:

84.7	Kris Brown (1999-00) (50-59)
82.7	Norm Johnson (1995-98) (105-127)
78.2	Gary Anderson (1982-94) (395-309)
64.3	Roy Gerela (1971-78) (227-146)
56.9	Lou Michaels (1961-63) (109-62)

Highest Field Goal Percentage (cont.)

Season:

93.3	Gary Anderson (1993) (30-28)
88.0	Norm Johnson (1997) (22-25)
86.2	Kris Brown (1999) (25-29)
87.0	Gary Anderson (1983) (31-27)
83.3	Kris Brown (2000) (25-30)
83.3	Gary Anderson (1982) (12-10)
82.9	Norm Johnson (1995) (41-34)
82.8	Gary Anderson (1994) (29-24)
81.5	Gary Anderson (1987) (27-22)
81.0	Roy Gerela (1975) (21-17)
80.0	Gary Anderson (1990) (25-20)
78.6	Gary Anderson (1985) (42-33)
77.8	Gary Anderson (1992) (36-28)
77.8	Gary Anderson (1988) (36-28)
76.7	Norm Johnson (1996) (30-23)

Most Consecutive Field Goals Made

19	Gary Anderson (1994)
----	-------	----------------------

Most Extra Points

Career:

416	Gary Anderson (1982-94)
293	Roy Gerela (1971-78)
116	Mike Clark (1964-67)

Season:

50	Matt Bahr (1979)
45	Gary Anderson (1984)
44	Roy Gerela (1975 & 1978)
40	Norm Johnson (1997)
40	Gary Anderson (1985)
40	Roy Gerela (1976)

Game:

8	Gary Kerkorian (11/30/52 vs. N.Y. Giants)
---	-------	---

Most Extra Point Attempts

Career:

420	Gary Anderson (1982-94)
306	Roy Gerela (1971-78)

Season:

52	Matt Bahr (1979)
----	-------	------------------

Game:

8	Gary Kerkorian (11/30/52 vs. N.Y. Giants)
---	-------	---

Most Consecutive Extra Points Made

Career:

202	Gary Anderson (began 9/11/83 at Green Bay to 12/4/88 at Houston)
137	Norm Johnson (began 9/3/95 vs. Detroit to 12/20/98 vs. Cincinnati)

STEELERS INDIVIDUAL LEADERS

RUSHING

Most Yards Rushing

Career:

1. Franco Harris (1972-83)	11,950
2. Jerome Bettis (1996-00)	6,713
3. John Henry Johnson (1960-65)	4,383
4. Frank Pollard (1980-88)	3,989
5. Dick Hoak (1961-70)	3,965
6. Barry Foster (1990-94)	3,943
7. Rocky Bleier (1968, 1970-80)	3,271
8. Walter Abercrombie (1982-87)	3,343
9. Fran Rogel (1950-57)	3,271
10. Merrill Hoge (1987-93)	3,115
11. John "Frenchy" Fuqua (1970-76)	2,942
12. Tom Tracy (1958-63)	2,712
13. Terry Bradshaw (1970-83)	2,255
14. Preston Pearson (1970-74)	2,243
15. Lynn Chandnois (1950-56)	1,934
16. Earnest Jackson (1986-88)	1,921
17. Kordell Stewart (1995-00)	1,818
18. Sidney Thornton (1977-82)	1,512
19. Bill Dudley (1942, 1945-46)	1,505
20. Joe Geri (1949-51)	1,500

Season:

1. Barry Foster (1992)	1,690
2. Jerome Bettis (1997)	1,665
3. Jerome Bettis (1996)	1,431
4. Jerome Bettis (2000)	1,341
5. Franco Harris (1975)	1,246
6. Franco Harris (1979)	1,186
7. Jerome Bettis (1998)	1,185
8. Franco Harris (1977)	1,162
9. John Henry Johnson (1962)	1,141
10. Franco Harris (1976)	1,128

Game:

1. John Fuqua (12/20/70 at Philadelphia)	218
2. John Henry Johnson (10/10/64 at Cleveland)	200
3. Barry Foster (9/13/92 vs. New York Jets)	190
4. John Henry Johnson (12/11/60 vs. Philadelphia)	182
5. Franco Harris (11/20/77 vs. Dallas)	179
6. Barry Foster (9/18/94 vs. Indianapolis)	179
7. Barry Foster (11/22/92 vs. Indianapolis)	168
8. Jerome Bettis (10/12/97 vs. Indianapolis)	164

Most 100-Yard Rushing Games

Career:

1. Franco Harris (1972-83)	47
2. Jerome Bettis (1996-00)	35
3. Barry Foster (1990-94)	20
4. John Henry Johnson (1960-65)	15
5. Earnest Jackson (1986-88)	7
John Fuqua (1970-76)	7

Most 100-Yard Rushing Games (cont.)

Season:

1. Barry Foster (1992)	12
2. Jerome Bettis (1997)	10
Jerome Bettis (1996)	10
4. Franco Harris (1972)	7
Jerome Bettis (2000)	7
6. Jerome Bettis (1998)	6
Franco Harris (1976)	6
Franco Harris (1975)	6
Franco Harris (1974)	6
10. Franco Harris (1983)	5
Franco Harris (1979)	5

Most Rushing Attempts

Career:

1. Franco Harris (1972-83)	2,881
2. Dick Hoak (1961-70)	1,132
3. John Henry Johnson (1960-65)	1,025
4. Jerome Bettis (1996-00)	1,665
5. Frank Pollard (1980-88)	953
6. Rocky Bleier (1968, 1970-80)	928
7. Barry Foster (1990-94)	915
8. Fran Rogel (1950-57)	900
9. Walter Abercrombie (1982-87)	842
10. Merrill Hoge (1987-93)	819

Season:

1. Barry Foster (1992)	390
2. Jerome Bettis (1997)	375
3. Jerome Bettis (2000)	355
4. Jerome Bettis (1996)	320
5. Jerome Bettis (1998)	316
6. Franco Harris (1978)	310
7. Franco Harris (1977)	300
8. Jerome Bettis (1999)	299
9. Franco Harris (1976)	289
10. John Henry Johnson (1962)	251

Game:

1. Franco Harris (10/17/76 vs. Cincinnati)	41
2. Jerome Bettis (11/30/97 at Arizona)	36
3. Rocky Bleier (10/26/75 at Green Bay)	35
4. Jerome Bettis (11/9/98 vs. Green Bay)	34
Jerome Bettis (10/19/97 at Cincinnati)	34
6. Jerome Bettis (10/22/00 vs. Cleveland)	33
Jerome Bettis (12/26/99 vs. Carolina)	33
Jerome Bettis (10/26/98 at Kansas City)	33
Barry Foster (12/6/92 vs. Seattle)	33
Barry Foster (9/13/92 vs. New York Jets)	33
11. Franco Harris (12/2/79 vs. Cincinnati)	32
Barry Foster (12/18/94 vs. Cleveland)	32

Steelers

STEELERS INDIVIDUAL LEADERS

Most Rushing Touchdowns

Career:

1. Franco Harris (1972-83)	91
2. Jerome Bettis (1996-00)	36
3. Terry Bradshaw (1970-83)	32
4. John Henry Johnson (1960-65)	26
Barry Foster (1990-94)	26
6. Dick Hoak (1961-70)	25
7. Rocky Bleier (1968, 1970-80)	23
8. Walter Abercrombie (1982-87)	22
9. Merrill Hoge (1987-93)	21
Frenchy Fuqua (1970-76)	21

Game:

Jerome Bettis (11/30/97 at Arizona)	3
Bam Morris (11/19/95 at Cincinnati)	3
Barry Foster (9/27/93 at Atlanta)	3
Merrill Hoge (11/26/89 at Miami)	3
Rocky Bleier (12/5/76 at Tampa Bay)	3
Earl Gros (12/21/69 at New Orleans)	3
John Henry Johnson (10/10/64 at Cleveland) ..	3
(several tied with 2)	

Highest Rushing Average

Career:(minimum 1,500 yards)

1. Kordell Stewart	5.15
2. Terry Bradshaw (1970-83)	5.05
3. Bill Dudley (1942, 1945-46)	4.39
4. Barry Foster (1990-94)	4.31
5. John Henry Johnson (1960-65)	4.28
6. Sidney Thornton (1977-82)	4.25
7. Frenchy Fuqua (1970-76)	4.21
8. Frank Pollard (1980-88)	4.18
9. Rocky Bleier (1968, 1970-80)	4.16
10. Franco Harris (1972-83)	4.15

Season:

1. Franco Harris (1972)	5.6
2. Sidney Thornton (1979)	5.0
Frenchy Fuqua (1970)	5.0
4. Dick Hoak (1968)	4.9
5. Franco Harris (1975)	4.8
Frank Harris (1974)	4.8
6. Rocky Bleier (1976)	4.7
7. Frank Pollard (1981)	4.6
8. Jerome Bettis (1996)	4.5
Frank Pollard (1983)	4.5
10. Jerome Bettis (1997)	4.4

LONGEST RUSHING PLAYS

1. Bobby Gage (12/4/49 at Chicago Bears)	97t
2. John Henry Johnson (12/11/60 vs. Philadelphia)	87t
3. Frenchy Fuqua (12/20/70 at Philadelphia)	85t
4. Kordell Stewart (12/22/96 at Carolina)	80t
5. Dick Hoak (10/20/68 vs. New Orleans)	77t
6. Franco Harris (11/19/72 at Cleveland)	75t
7. Sidney Thornton (9/23/79 vs. Baltimore)	75
8. Buist Warren (11/11/45 vs. Chicago Cards)	75
9. Kordell Stewart (10/4/97 at Baltimore)	74t
10. Bill Asbury (9/17/67 vs. Chicago)	73t

PASSING

Most Yards Passing

Career:

1. Terry Bradshaw (1970-83)	27,989
2. Neil O'Donnell (1990-95)	12,867
3. Bubby Brister (1986-92)	10,104
4. Kordell Stewart (1995-00)	9,064
4. Bobby Layne (1958-62)	8,983
5. Jim Finks (1949-55)	8,854
6. Mark Malone (1980-87)	8,582
8. Mike Tomczak (1993-99)	6,649
9. Ed Brown (1962-65)	5,821
10. Bill Nelson (1963-67)	4,440

Season:

1. Terry Bradshaw (1979)	3,724
2. Terry Bradshaw (1980)	3,339
3. Neil O'Donnell (1993)	3,208
4. Kordell Stewart (1997)	3,020
5. Ed Brown (1963)	2,982
6. Neil O'Donnell (1995)	2,970
7. Terry Bradshaw (1978)	2,915
8. Terry Bradshaw (1981)	2,887
9. Mike Tomczak (1996)	2,767
10. Bubby Brister (1990)	2,725

Game:

1. Bobby Layne (12/13/58 vs. Chicago Cards) ..	409
2. Neil O'Donnell (11/13/95 at Cincinnati)	377
3. Mark Malone (9/30/85 vs. Cincinnati)	374
4. Terry Bradshaw (11/25/79 vs. Cleveland)	364
5. Neil O'Donnell (10/19/95 vs. Cincinnati)	359
6. Neil O'Donnell (10/24/93 at Cleveland)	355
7. Bubby Brister (10/14/90 at Denver)	353
8. Mark Malone (12/21/86 vs. Kansas City)	351
9. Joe Gilliam (9/22/74 at Denver)	348
10. Mike Tomczak (11/20/94 vs. Miami)	343
11. Neil O'Donnell (10/29/95 vs. Jacksonville) ..	341
12. Terry Bradshaw (12/2/79 vs. Cincinnati)	339
13. Mike Tomczak (10/7/96 vs. Kansas City)	338
14. Jim Finks (11/5/55 vs. Chicago Cardinals)	337
15. Bill Nelsen (12/18/66 vs. Atlanta)	334

Most 300-Yard Passing Games

Career:

1. Neil O'Donnell (1990-95)	5
2. Terry Bradshaw (1970-83)	4
3. Mike Tomczak (1993-99)	3
Bubby Brister (1986-92)	3
Jim Finks (1949-55)	3
6. Kordell Stewart (1995-00)	2
7. Mark Malone (1980-87)	2

STEELERS INDIVIDUAL LEADERS

Most 300-Yard Passing Games (cont.)

Season:

1. Neil O'Donnell (1995)	4
2. Terry Bradshaw (1979)	3
3. Kordell Stewart (1997)	2
4. Bubby Brister (1988)	2

Most Passing Attempts

Career:

1. Terry Bradshaw (1970-83)	3,901
2. Neil O'Donnell (1990-95)	1,871
3. Kordell Stewart (1995-00)	1,499
4. Bubby Brister (1986-92)	1,477
5. Jim Finks (1949-55)	1,382
6. Mark Malone (1980-87)	1,374
7. Bobby Layne (1958-62)	1,156
8. Mike Tomczak (1993-99)	973
9. Ed Brown (1962-65)	736
10. Bill Nelson (1963-67)	589

Season:

1. Neil O'Donnell (1993)	486
2. Terry Bradshaw (1979)	472
3. Kordell Stewart (1998)	458
4. Kordell Stewart (1997)	440
5. Mark Malone (1986)	425
6. Terry Bradshaw (1980)	424
7. Neil O'Donnell (1995)	416
8. Mike Tomczak (1996)	401
9. Bubby Brister (1990)	387
10. Cliff Stoudt (1983)	381
11. Terry Bradshaw (1971)	373
12. Neil O'Donnell (1994)	370
Bubby Brister (1988)	370
Terry Bradshaw (1981)	370
15. Terry Bradshaw (1978)	368

Game:

1. Neil O'Donnell (12/24/95 at Green Bay)	55
2. Neil O'Donnell (10/19/95 vs. Cincinnati)	52
3. Joe Gilliam (9/22/74 at Denver)	50
4. Bobby Layne (12/13/58 vs. Chicago Cards)	49
Jim Finks (11/5/55 at Chicago Cards)	49
6. Kordell Stewart (12/13/97 at N.E.)	48
Mark Malone (9/15/86 vs. Denver)	48
8. Mike Tomczak (12/18/99 at Kansas City)	46
Kent Nix (10/22/67 vs. Dallas)	46
10. Mark Malone (9/16/85 at Cleveland)	45

Most Passes Completed

Career:

1. Terry Bradshaw (1970-83)	2,025
2. Neil O'Donnell (1990-95)	1,069

Most Passes Completed (cont.)

3. Kordell Stewart (1995-00)	815
4. Bubby Brister (1986-92)	776
5. Mark Malone (1980-87)	690
6. Jim Finks (1949-55)	661
7. Bobby Layne (1958-62)	569
8. Mike Tomczak (1993-99)	546
9. Ed Brown (1962-65)	339
10. Bill Nelson (1963-67)	274

Season:

1. Neil O'Donnell (1993)	270
2. Terry Bradshaw (1979)	259
3. Kordell Stewart (1998)	252
4. Neil O'Donnell (1995)	246
5. Kordell Stewart (1997)	236
6. Bubby Brister (1990)	223
7. Mike Tomczak (1996)	222
8. Terry Bradshaw (1980)	218
9. Mark Malone (1986)	216
10. Neil O'Donnell (1994)	212
11. Terry Bradshaw (1978)	207
12. Terry Bradshaw (1971)	203
13. Terry Bradshaw (1981)	201

Game:

1. Neil O'Donnell (11/5/95 at Chicago)	34
2. Neil O'Donnell (12/24/95 at Green Bay)	33
3. Joe Gilliam (9/22/74 at Denver)	31
4. Terry Bradshaw (11/25/79 vs. Cleveland)	30
Neil O'Donnell (10/19/95 vs. Cincinnati)	30
6. Terry Bradshaw (9/19/82 vs. Cincinnati)	29
7. Kent Nix (10/22/67 vs. Dallas)	28
8. Jim Finks (9/26/54 at Green Bay)	27
9. Kordell Stewart (12/13/97 at New England)	26
Mike Tomczak (11/20/94 vs. Miami)	26
Mark Malone (9/30/85 vs. Cincinnati)	26
12. Kordell Stewart (11/22/98 vs. Jacksonville)	25
Kordell Stewart (10/26/97 vs. Jacksonville)	25
Neil O'Donnell (10/24/93 vs. Cleveland)	25

Most Consecutive Passes Completed

1. Bubby Brister (10/1/89 at Detroit)	15
2. Bill Nelson (12/18/66 at Atlanta [11]; 9/17/67 vs. Chicago [2])	13
3. Bubby Brister (12/27/92 vs. Cleveland)	11
Neil O'Donnell (10/11/92 at Cleveland)	11
Mark Malone (11/25/84 vs. San Diego)	11

STEELERS INDIVIDUAL LEADERS

Highest Completion Percentage

Career : (Minimum 500 Attempts)

1. Neil O'Donnell (2,025-3,901, 1990-95)	57.1%
2. Mike Tomczak (546-973, 1993-99)	56.1%
3. Kordell Stewart (815-1,499, 1995-00)	54.4%
4. Bubby Brister (776-1,477, 1986-92)	52.5%
5. Terry Bradshaw (2,025-3,901, 1970-83)	51.9%
6. Mark Malone (690-1,374, 1980-87)	50.2%
7. Bobby Layne (569-1,156, 1958-62)	49.2%
8. Jim Finks (661-1,382, 1949-55)	47.8%
9. Dick Shiner (245-513, 1968-69)	47.8%
10. Bill Nelsen (274-589, 1963-67)	46.5%

Season : (Minimum 250 Attempts)

1. Neil O'Donnell (185-313, 1992, 246-416, 1995)	59.1%
2. Kordell Stewart (160-275, 1999)	58.2%
3. Terry Bradshaw (165-286, 1975)	57.7%
4. Bubby Brister (223-387, 1990)	57.6%
5. Neil O'Donnell (212-370, 1994)	57.3%
6. Terry Bradshaw (207-368, 1978)	56.3%
7. Neil O'Donnell (270-486, 1993)	55.6%
8. Mike Tomczak (222-401, 1996)	55.4%
9. Kordell Stewart (252-458, 1998)	55.0%
10. Terry Bradshaw (259-472, 1979)	54.9%
11. Bubby Brister (187-342, 1989)	54.7%
12. Neil O'Donnell (156-286, 1991)	54.5%
13. Terry Bradshaw (203-373, 1971)	54.4%
14. Terry Bradshaw (201-370, 1981)	54.3%
15. Mark Malone (147-272, 1984)	54.0%

Game : (Minimum 20 Attempts)

1. Neil O'Donnell (21-25, 9/19/93 vs. Cincinnati) ...	84.0%
2. Mark Malone (18-22, 11/25/84 vs. San Diego) ..	81.8%
3. Mike Tomczak (22-27, 10/27/96 at Atlanta)	81.5%
4. Kordell Stewart (22-28, 11/15/98 at Tenn.)	78.6%
5. Neil O'Donnell (25-32, 10/11/92 at Cleveland) ..	78.1%
6. Neil O'Donnell (24-31, 11/19/95 at Cincinnati) ...	77.4%
7. Bubby Brister (21-27, 10/1/89 at Detroit)	77.8%
8. Neil O'Donnell (19-25, 9/27/93 at Atlanta)	76.0%
9. Bubby Brister (22-29, 9/15/91 vs. New England)	75.9%
10. Bubby Brister (18-24, 11/25/90 at New York Jets) ...	75.0%
Bubby Brister (21-28, 10/14/90 at Denver) ..	75.0%
Terry Bradshaw (15-20, 12/5/82 vs. Kansas City) ...	75.0%
Terry Bradshaw (18-24, 10/22/79 vs. Denver) ..	75.0%
Terry Bradshaw (21-28, 9/21/75 at San Diego) ..	75.0%

Most Touchdown Passes

Career:

1. Terry Bradshaw (1970-83)	212
2. Neil O'Donnell (1990-95)	68
3. Bobby Layne (1958-62)	67
4. Jim Finks (1949-55)	55
5. Mark Malone (1980-87)	54

Most Touchdown Passes (cont.)

6. Bubby Brister (1986-92)	51
7. Kordell Stewart (1995-00)	50
8. Mike Tomczak (1993-98)	37
8. Ed Brown (1962-65)	30
9. Bill Nelsen (1963-67)	28
10. Dick Shiner (1968-69)	25

Season:

1. Terry Bradshaw (1978)	28
2. Terry Bradshaw (1979)	26
3. Terry Bradshaw (1980)	24
4. Terry Bradshaw (1981)	22
5. Kordell Stewart (1997)	21
Ed Brown (1963)	21
7. Bubby Brister (1990)	20
Bobby Layne (1959)	20
Jim Finks (1952)	20
10. Terry Bradshaw (1975)	18

Game:

1. Mark Malone (9/8/85 vs. Indianapolis)	5
Terry Bradshaw (11/15/81 at Atlanta)	5
3. Bubby Brister (12/23/90 vs. Cleveland)	4
Bubby Brister (10/29/90 vs. L.A. Rams) ...	4
Bubby Brister (10/14/90 at Denver)	4
Mark Malone (11/25/84 vs. San Diego)	4
Terry Bradshaw (9/28/80 vs. Chicago)	4
Terry Bradshaw (11/4/79 vs. Washington) ..	4
Dick Shiner (11/24/68 vs. San Francisco) ..	4
Ed Brown (10/27/63 vs. Dallas)	4
Jim Finks (10/17/54 vs. Cleveland)	4
Jim Finks (11/30/52 vs. N.Y. Giants)	4
Jim Finks (11/16/52 at Cleveland)	4

Most Passes Had Intercepted

Career:

1. Terry Bradshaw (1970-83)	210
2. Jim Finks (1949-55)	88
3. Bobby Layne (1958-62)	81
4. Mark Malone (1980-87)	68
5. Bubby Brister (1986-92)	57

Season:

1. Jim Finks (1955)	26
2. Terry Bradshaw (1979)	25
3. Terry Bradshaw (1970)	24
4. Terry Bradshaw (1971, 1980)	22

Game:

1. Tommy Wade (12/12/65 vs. Philadelphia) ...	7
2. Mark Malone (9/20/87 at Cleveland)	5
Terry Bradshaw (11/18/79 at San Diego)	5
Terry Bradshaw (10/30/77 at Baltimore)	5

STEELERS INDIVIDUAL LEADERS

Most Passes Had Intercepted (cont.)

John Gildea (12/1/35 at Boston)	5
6. Mike Tomczak (12/18/99 at Kansas City)	4
Neil O'Donnell (9/25/94 at Seattle)	4
(several others tied with 3 - last time Kordell Stewart at Tampa Bay on 12/13/98)	

Highest Passer Rating (among qualifiers)

Career:

1. Neil O'Donnell (1990-95)	81.6
2. Mike Tomczak (1993-99)	72.0
3. Terry Bradshaw (1970-83)	71.1
4. Bobby Layne (1958-62)	70.7
5. Bubba Brister (1986-92)	69.8
6. Kordell Stewart (1995-00)	68.4
7. Bill Nelsen (1963-67)	67.0

Season:

1. Terry Bradshaw (1975)	87.8
2. Neil O'Donnell (1995)	87.7
3. Terry Bradshaw (1978)	84.8
4. Terry Bradshaw (1981)	84.0
5. Neil O'Donnell (1992)	83.6
6. Bubba Brister (1990)	81.6
7. Terry Bradshaw (1982)	81.4
8. Neil O'Donnell (1993)	79.5
9. Neil O'Donnell (1994)	78.9
10. Neil O'Donnell (1991)	78.8

PASS RECEIVING

Most Receptions

Career:

1. John Stallworth (1974-87)	537
2. Louis Lipps (1984-91)	358
3. Lynn Swann (1974-82)	336
4. Elbie Nickel (1947-57)	329
5. Franco Harris (1972-83)	306
6. Charles Johnson (1994-98)	250
7. Merrill Hoge (1987-93)	241
8. Ray Mathews (1951-59)	230
9. Buddy Dial (1959-63)	229
10. Yancey Thigpen (1992-97)	222
11. Bennie Cunningham (1976-85)	202
12. Roy Jefferson (1965-69)	199
13. Eric Green (1990-94)	198
14. Ron Shanklin (1970-75)	166
15. Lynn Chandnois (1950-56)	163

Most Receptions

Season:

1. Yancey Thigpen (1995)	85
2. John Stallworth (1984)	80
3. Yancey Thigpen (1997)	79

Most Receptions (cont.)

4. John Stallworth (1985)	75
5. Andre Hastings (1996)	72
6. John Stallworth (1979)	70
7. Roy Jefferson (1969)	67
8. Courtney Hawkins (1998)	66
9. Charles Johnson (1998)	65
10. Eric Green (1993)	63
John Stallworth (1981)	63
12. Elbie Nickel (1953)	62
13. Troy Edwards (1999)	61
Hines Ward (1999)	61
Lynn Swann (1978)	61

Game:

1. Courtney Hawkins (11/1/98 vs. Tennessee)	14
2. J.R. Wilburn (10/22/67 vs. Dallas)	12
3. Yancey Thigpen (10/26/97 vs. Jacksonville)	11
John Stallworth (9/30/85 vs. Cincinnati)	11
Roy Jefferson (11/3/68 at Atlanta)	11
6. Yancey Thigpen (9/24/95 vs. Minnesota;	10
11/5/95 at Chicago)	
Andre Hastings (9/18/95 at Miami)	10
Dick Compton (10/7/67 at Cleveland)	10
Elbie Nickel (12/14/52 at Los Angeles)	10
Val Jansante (10/30/49 vs. Philadelphia)	10

Most Yards Receiving

Career:

1. John Stallworth (1974-87)	8,723
2. Louis Lipps (1984-91)	6,016
3. Lynn Swann (1974-82)	5,462
4. Elbie Nickel (1947-57)	5,133
5. Buddy Dial (1959-63)	4,723
6. Ray Mathews (1951-59)	3,919
7. Roy Jefferson (1965-69)	3,671
8. Yancey Thigpen (1992-97)	3,641
9. Charles Johnson (1994-98)	3,400
10. Ron Shanklin (1970-75)	3,047
11. Gary Ballman (1962-66)	2,949
12. Bennie Cunningham (1976-85)	2,879
13. Eric Green (1990-94)	2,681
14. Dwight Stone (1987-94)	2,460
15. Franco Harris (1972-83)	2,284

Season:

1. Yancey Thigpen (1997)	1,398
2. John Stallworth (1984)	1,395
3. Yancey Thigpen (1995)	1,307
4. Buddy Dial (1963)	1,295
5. John Stallworth (1979)	1,183
6. Louis Lipps (1985)	1,134
7. John Stallworth (1981)	1,098
8. Roy Jefferson (1969)	1,079
9. Roy Jefferson (1968)	1,074
10. Charles Johnson (1996)	1,008

STEELERS INDIVIDUAL LEADERS

Most Yards Receiving (cont.)

Game:

1. Buddy Dial (10/22/61 vs. Cleveland) 235
2. Jimmy Orr (12/13/58 vs. Chicago Cardinals) 205
3. Elbie Nickel (12/14/52 at Los Angeles Rams) 202
4. Roy Jefferson (11/3/68 at Atlanta) 199
5. Yancey Thigpen (10/26/97 vs. Jacksonville) .. 196
6. Jeff Graham (12/19/93 vs. Houston) 192
7. Lynn Swann (12/2/79 vs. Cincinnati) 192
8. Louis Lipps (9/2/84 vs. Kansas City) 183
9. Yancey Thigpen (12/7/97 vs. Denver) 175
10. John Stallworth (9/2/84 vs. Kansas City) 167
11. Charles Johnson (12/24/94 at San Diego) 165
12. Yancey Thigpen (10/8/95 vs. Jacksonville) 160

Most 100-Yard Receiving Games

Career:

1. John Stallworth (1974-87) 25
2. Louis Lipps (1984-91) 16
3. Lynn Swann (1974-82) 10
4. Yancey Thigpen (1992-97) 10
5. Charles Johnson (1994-98) 7
6. Eric Green (1990-94) 4

Season:

1. John Stallworth (1984) 7
2. Yancey Thigpen (1997) 6
3. Louis Lipps (1989) 5
4. Charles Johnson (1996) 4
5. Yancey Thigpen (1995) 4
6. Louis Lipps (1985) 4
7. John Stallworth (1981) 4
8. Theo Bell (1980) 4

Most Touchdowns Receiving

Career:

1. John Stallworth (1974-87) 63
2. Lynn Swann (1974-82) 51
3. Buddy Dial (1959-63) 42
4. Louis Lipps (1984-91) 39
5. Elbie Nickel (1947-57) 37
6. Ray Mathews (1951-59) 34
7. Roy Jefferson (1965-69) 29
8. Eric Green (1990-94) 24
9. Jim Smith (1977-82) 24
10. Ron Shanklin (1970-75) 24

Season:

1. Louis Lipps (1985) 12
2. Buddy Dial (1961) 12
3. John Stallworth (1984) 11
4. Lynn Swann (1978, 1975) 11
5. Roy Jefferson (1968) 11
6. Ron Shanklin (1973) 10

Most Touchdowns Receiving (cont.)

7. Louis Lipps (1984) 9
8. Jim Smith (1980) 9
9. John Stallworth (1978) 9
10. Roy Jefferson (1969) 9

Game:

1. Roy Jefferson (11/3/68 at Atlanta) 4
2. Charles Johnson (11/1/98 vs. Tennessee) 3
3. Yancey Thigpen (12/7/97 vs. Denver) 3
4. Eric Green (10/14/90 at Denver) 3
5. Weegie Thompson (11/2/86 vs. Green Bay) 3
6. Louis Lipps (9/8/85 vs. Indianapolis) 3
7. John Stallworth (11/4/84 vs. Houston; 11/25/84 vs. San Diego) 3
8. Jim Smith (9/28/80 vs. Chicago) 3
9. Ray Mathews (10/17/54 vs. Cleveland) 3

Most Consecutive Games Caught Pass

- 67 John Stallworth (began 10/9/77 vs. Houston to 12/2/82 vs. Buffalo)

LONGEST PASS PLAYS

1. Bubby Brister to Dwight Stone 90
(10/14/90 at Denver)
2. Terry Bradshaw to Mark Malone 90t
(11/8/81 at Seattle)
3. Neil O'Donnell to Dwight Stone 89t
(9/1/91 vs. San Diego)
4. Bubby Brister to Louis Lipps 89t
(11/13/88 vs. Philadelphia)
5. Rudy Bukich to Budd Dial 88t
(10/22/61 vs. Cleveland)
6. Terry Bradshaw to Dave Smith 87t
(12/6/70 vs. Green Bay)
7. Bill Nelsen to Gary Ballman 87t
(11/28/65 vs. Cleveland)
8. Mike Tomczak to Charles Johnson 84t
(12/24/94 at San Diego)
9. Ron Smith to Roy Jefferson 84t
(9/18/66 vs. Detroit)
10. Terry Bradshaw to Ron Shanklin 81t
(11/29/70 vs. Cleveland)
11. Bubby Brister to Louis Lipps 80t
(12/4/88 at Houston)
12. Bubby Brister to Louis Lipps 80t
(9/11/88 at Washington)
13. David Woodley to Louis Lipps 80t
(9/2/84 vs. Kansas City)
14. Merly Condit to Bill Dudley 80t
(10/27/46 vs. Boston)



STEELERS INDIVIDUAL LEADERS

PUNTING

Most Punts

Career:

1. Bobby Walden (1968-77)	716
2. Craig Colquitt (1978-81, 1983-84)	429
3. Harry Newsome (1985-89)	375
4. Josh Miller (1996-00)	374
5. Mark Royals (1992-94)	259

Season:

1. Mark Royals (1994)	97
2. Josh Miller (2000)	90
3. Mark Royals (1993)	89
4. Harry Newsome (1986)	86
5. Josh Miller (1999)	84
Craig Colquitt (1981)	84
7. Harry Newsome (1989)	82
8. Josh Miller (1998)	81
9. Craig Colquitt (1983)	80
Pat Brady (1953)	80

Game:

1. Josh Miller (10/15/00 vs. Cincinnati)	12
2. Mark Royals (12/5/93 vs. New England) ..	11
Mark Royals (11/6/94 at Houston)	11
4. Harry Newsome (11/9/86 at Buffalo)	10
Harry Newsome (9/16/85 at Cleveland)	10
Bobby Walden (12/7/69 vs. Dallas)	10
7. Josh Miller (9/19/99 at Baltimore)	9
Josh Miller (9/20/98 at Miami)	9

Highest Punting Average

Career:

1. Bobby Joe Green (1960-61)	45.7
2. Pat Brady (1952-54)	44.5
3. Josh Miller (1996-00)	43.4
4. Mark Royals (1992-94)	41.5
5. Harry Newsome (1985-89)	41.4
6. Bobby Walden (1968-77)	41.1

Season:

1. Bobby Joe Green (1961)	47.0
2. Pat Brady (1953)	46.9
3. Josh Miller (1999)	45.2
4. Bobby Walden (1970)	44.2
5. Bobby Walden (1971)	43.9
6. Josh Miller (2000)	43.8

Game:

1. Joe Geri (11/20/49 at Green Bay)	82
2. Josh Miller (12/2/99 at Jacksonville)	75
Bobby Joe Green (1960)	75
4. Craig Colquitt (12/7/81 at Oakland)	74
Bob Cifers (1947)	74
5. Josh Miller (9/20/98 at Miami)	73

PUNT RETURNS

Most Punt Returns

Career:

1. Rod Woodson (1987-96)	256
2. Theo Bell (1976, 1978-80)	139
3. Louis Lipps (1984-91)	107
4. Glen Edwards (1971-77)	99
5. Jim Smith (1977-82)	98
6. Andre Hastings (1993-96)	87
7. Rick Woods (1982-86)	70
8. Lynn Chandnois (1950-56)	66
9. Ray Mathews (1951-59)	61
10. Paul Skansi (1983)	43

Season:

1. Louis Lipps (1984)	53
2. Andre Hastings (1995)	48
3. Theo Bell (1979)	45
4. Paul Skansi (1983)	43
5. Rod Woodson (1993)	41
Lynn Swann (1974)	41
7. Rod Woodson (1994)	39
Theo Bell (1976)	39
9. Rod Woodson (1990)	38
10. Andre Hastings (1996)	37
Hubie Bryant (1970)	37

Game:

1. Theo Bell (12/16/79 vs. Buffalo)	10
---	----

Most Yards Punt Returns

Career:

1. Rod Woodson (1987-96)	2,362
2. Theo Bell (1976, 1978-80)	1,259
3. Louis Lipps (1984-91)	1,212
4. Glen Edwards (1971-77)	941
5. Bill Dudley (1942, 1945-46)	838
6. Ray Mathews (1951-59)	779
7. Lynn Swann (1974-82)	739
8. Jim Smith (1977-82)	737
9. Andre Hastings (1993-96)	716
10. Rick Woods (1982-86)	588

Season:

1. Louis Lipps (1984)	656
2. Lynn Swann (1974)	577
3. Andre Hastings (1995)	474
4. Hank Poteat (2000)	467
5. Louis Lipps (1985)	437
6. Walt Slater (1947)	435
7. Rod Woodson (1990)	398
8. Theo Bell (1976)	390
9. Theo Bell (1979)	378
10. Rod Woodson (1992)	364

STEELERS INDIVIDUAL LEADERS

Most Touchdowns Punt Returns

Career:

- | | |
|--------------------------|---|
| 1. Louis Lipps (1984-91) | 3 |
| Ray Mathews (1951-59) | 3 |

Season:

- | | |
|-----------------------|---|
| 1. Louis Lipps (1985) | 2 |
| Ray Mathews (1952) | 2 |

Game:

- | | |
|---------------------------------------|---|
| Held by many, last time by | 1 |
| Hank Poteat (12/16/00 vs. Washington) | |

Highest Punt Return Average

Career:

- | | |
|--------------------------------|------|
| 1. Bobby Gage (1949-50) | 14.9 |
| 2. Bill Dudley (1942, 1945-48) | 14.4 |
| 3. Hank Poteat (2000) | 13.0 |
| 4. Courtney Hawkins (1997-99) | 12.8 |
| Ray Mathews (1951-59) | 12.8 |
| 6. Lynn Swann (1974-78) | 12.3 |
| 7. Larry Anderson (1978-81) | 10.4 |
| 8. Glen Edwards (1971-77) | 9.5 |
| Jon Staggers (1971) | 9.5 |
| 10. Troy Edwards (1999-00) | 9.4 |
| 11. Rod Woodson (1987-96) | 9.2 |

Season:

- | | |
|----------------------------|------|
| 1. Bobby Gage (1949) | 16.0 |
| 2. Walt Slater (1947) | 15.5 |
| 3. Ray Mathews (1951) | 15.4 |
| 4. Lynn Swann (1974) | 14.1 |
| 5. Hank Poteat (2000) | 13.0 |
| 6. Courtney Hawkins (1998) | 11.7 |
| 7. Larry Anderson (1981) | 10.4 |

LONGEST PUNT RETURNS

- | | |
|---|----|
| 1. Brady Keys (9/20/64 vs. N.Y. Giants) | 90 |
| 2. Brady Keys (9/22/63 vs. N.Y. Giants) | 82 |
| 3. Rod Woodson (10/25/92 at Kansas City) | 80 |
| Roy Jefferson (11/10/68 at St. Louis Cardinals) | 80 |
| 5. Louis Lipps (11/19/84 at New Orleans) | 76 |
| 6. Andre Hastings (9/10/95 at Houston) | 72 |
| 7. Louis Lipps (11/10/85 at Kansas City) | 71 |
| 8. Ray Mathews (10/19/52 vs. Washington; 10/26/52 at Chicago Cards) | 70 |
| 9. Lynn Swann (11/25/74 at New Orleans) | 69 |
| 10. Jon Stagger (9/26/71 vs. Cincinnati) | 67 |

KICKOFF RETURNS

Most Kickoff Returns

Career:

- | | |
|------------------------------|-----|
| 1. Rod Woodson (1987-96) | 220 |
| 2. Larry Anderson (1978-81) | 122 |
| 3. Dwight Stone (1987-94) | 109 |
| 4. Lynn Chandnois (1950-56) | 92 |
| 5. Will Blackwell (1997-00) | 76 |
| Ernie Mills (1991-96) | 76 |
| 7. Gary Ballman (1963-66) | 64 |
| 8. Preston Pearson (1970-74) | 52 |
| 9. Rich Erenberg (1984-86) | 49 |

Season:

- | | |
|--------------------------------|----|
| 1. Ernie Mills (1995) | 54 |
| 2. Rod Woodson (1991) | 44 |
| 3. Henry Odom (1983) | 39 |
| 4. Rod Woodson (1988) | 37 |
| 5. Larry Anderson (1978, 1981) | 37 |
| 6. Rod Woodson (1989) | 36 |
| 7. Rod Woodson (1990) | 35 |
| 8. Larry Anderson (1979) | 34 |
| 9. Will Blackwell (1997) | 32 |
| 10. Dwight Stone (1988) | 29 |
| 11. Brady Keys (1962) | 28 |
| 12. Rich Erenberg (1984) | 28 |

Game:

- | | |
|---|---|
| 1. Rich Erenberg (9/2/84 vs. Kansas City) | 7 |
| Jack Deloplane (9/26/76 vs. New England) | 7 |

Most Yards Kickoff Returns

Career:

- | | |
|------------------------------|-------|
| 1. Rod Woodson (1987-96) | 4,894 |
| 2. Larry Anderson (1978-81) | 2,866 |
| 3. Lynn Chandnois (1950-56) | 2,720 |
| 4. Dwight Stone (1987-94) | 2,086 |
| 5. Ernie Mills (1991-96) | 1,753 |
| 6. Will Blackwell (1997-00) | 1,736 |
| 7. Gary Ballman (1963-66) | 1,711 |
| 8. Jim Butler (1965-67) | 1,191 |
| 9. Preston Pearson (1970-74) | 1,177 |

Season:

- | | |
|---------------------------|-------|
| 1. Ernie Mills (1995) | 1,306 |
| 2. Rod Woodson (1989) | 982 |
| 3. Larry Anderson (1978) | 930 |
| 4. Rod Woodson (1991) | 880 |
| 5. Rod Woodson (1988) | 850 |
| 6. Larry Anderson (1981) | 825 |
| 7. Will Blackwell (1997) | 791 |
| 8. Rod Woodson (1990) | 764 |
| 9. Henry Odom (1983) | 758 |
| 10. Larry Anderson (1979) | 732 |



STEELERS INDIVIDUAL LEADERS

Most Touchdowns Kickoff Returns

Career:

1. Lynn Chandnois (1950-66) 3
2. Larry Anderson (1978-81) 2
- Will Blackwell (1997-00) 2

Season:

- Lynn Chandnois (1952) 2

Game:

Several with 1; last time by **Will Blackwell**
(12-24-00 at San Diego)

Highest Kickoff Return Average

Career:

1. Lynn Chandnois (1950-56) 29.6
2. Gary Ballman (1963-66) 26.7
3. Mel Blount (1970-83) 25.8
4. David Dunn (1998) 25.0
5. Brady Keys (1961-67) 23.8
6. Larry Anderson (1978-81) 23.5
7. Ernie Mills (1991-96) 23.1
8. **Will Blackwell (1997-00) 22.8**
9. Rod Woodson (1987-96) 22.2
10. Richard Huntley (1998-99) 21.7

Season:

1. Lynn Chandnois (1952) 35.2
2. Lynn Chandnois (1951) 32.5
3. Lynn Chandnois (1953) 29.0
4. Mel Blount (1970) 29.7
5. **Will Blackwell (2000) 28.1**
6. Larry Anderson (1980) 27.1
7. Larry Anderson (1978) 25.1
8. David Dunn (1998) 25.0
9. Richard Huntley (1999) 22.4
10. Larry Anderson (1981) 22.3

LONGEST KICK RETURNS

1. Don McCall (11/23/69 at Minnesota) 101t
2. **Will Blackwell (12/24/00 at San Diego) 98t**
3. **Will Blackwell (10/9/97 at Baltimore) 97t**
4. Billy Wells (10/13/57 vs. Chicago Cardinals) 96t
5. Larry Anderson (11/25/79 vs. Cleveland) 95t
6. Mike Collier (10/26/75 at Green Bay) 94t
7. Jim Butler (10/30/66 at Dallas) 93
- Gary Ballman (11/17/63 at Washington) 93
- Lynn Chandnois (10/3/53 vs. NY Giants) 93
- Lynn Chandnois (10/12/52 at Philadelphia) 93

INTERCEPTIONS

Most Interceptions

Career:

1. Mel Blount (1970-83) 57
2. Jack Butler (1951-59) 52
3. Donnie Shell (1974-87) 51
4. Rod Woodson (1987-96) 38
5. Dwayne Woodruff (1979-85, 1986-90) 37
6. Mike Wagner (1971-80) 36
7. Darren Perry (1992-98) 32
- Jack Ham (1971-82) 32
9. Jack Lambert (1974-84) 28
10. Glen Edwards (1971-78) 25
11. Howard Hartley (1949-52) 25
12. Clendon Thomas (1962-68) 23

Season:

1. Mel Blount (1975) 11
2. Jack Butler (1957) 10
- Howard Hartley (1951) 10
- Bill Dudley (1946) 10
5. Rod Woodson (1993) 8
- Mike Wagner (1973) 8
7. Willie Williams (1995) 7
- Darren Perry (1994) 7
- Donnie Shell (1980, 1985) 7
9. Rod Woodson (1996) 6
- Darren Perry (1992) 6
- Mel Blount (1976, 1977, 1981) 6
- Mike Wagner (1972, 1980) 6
- Jack Lambert (1979) 6
- Glen Edwards (1973, 1976) 6

Most Interceptions

Game:

1. Jack Butler (12/13/53 at Washington) 4
2. Darren Perry (9/11/94 at Cleveland) 3
3. **Chad Scott (9/24/00 vs. Tennessee) 2**
- Dewayne Washington (9/19/99 at Baltimore & 11/22/98 vs. Jacksonville) 2

Most Interception Return Yards

Career:

1. Jack Butler (1951-59) 827
2. Rod Woodson (1987-96) 779
3. Mel Blount (1970-83) 736
4. Dwayne Woodruff (1979-85, 1987-90) 689
5. Glen Edwards (1971-78) 652
6. Darren Perry (1992-98) 505
7. Mike Wagner (1971-80) 491
8. Donnie Shell (1974-87) 450
9. Howard Hartley (1949-52) 267
10. Jack Lambert (1974-84) 243

STEELERS INDIVIDUAL LEADERS

Most Interception Return Yards (cont.)

Season:

1. Bill Dudley (1946)	242
2. Glen Edwards (1973)	186
3. Tony Compagno (1948)	179
4. Dewayne Washington (1998)	178
5. Jack Butler (1952)	168
6. Mel Blount (1975)	121
7. Mel Blount (1981)	106

Most Touchdowns on Interceptions

Career:

1. Rod Woodson (1987-96)	5
2. Jack Butler (1951-59)	4
3. Dwayne Woodruff (1979-85, 1986-90)	3
Tony Compagno (1946-48)	3
5. Dewayne Washington (1998)	2
Donnie Shell (1974-87)	2
Sam Washington (1982-85)	2
Mel Blount (1970-83)	2

Season:

1. Dewayne Washington (1998)	2
Rod Woodson (1994)	2
Jack Butler (1954)	2
Tony Compagno (1947)	2

Game:

1. Dewayne Washington (11/22/98 vs. Jacksonville; 78, 52)	2
2. Several others tied with 1; last time Darren Perry vs. Houston (9/29/96)	1

Most Consecutive Games Intercepting a Pass

Mel Blount (1975)	6
-------------------------	---

LONGEST INTERCEPTION RETURNS

1. Martin Kottler (9/27/33 vs. Chicago Cardinals)	99t
2. Glen Edwards (9/30/73 at Houston)	86t
3. Tony Compagno (11/7/48 vs. Green Bay)	82t
4. Russ Craft (10/17/54 vs. Cleveland)	81
5. Dewayne Washington (11/22/98 vs. Jacksonville)	78t
6. Deon Figures (9/27/93 at Atlanta)	78
Dwayne Woodruff (12/18/88 vs. Miami)	78t
8. John Rowser (12/15/73 at San Francisco)	71
9. Harvey Clayton (10/10/83 at Cincinnati)	70t
John Rowser (11/21/71 vs. New York Giants)	70t

SACKS

Most Quarterback Sacks

Career:

1. L. C. Greenwood (1969-81)	73.5
2. Joe Greene (1969-81)	66
3. Keith Willis (1982-87, 1989-91)	59
4. Greg Lloyd (1988-97)	53.5
5. Jason Gildon (1994-00)	50.5
6. Dwight White (1971-80)	46
7. Ernie Holmes (1972-77)	40
8. Kevin Greene (1993-95)	35.5
9. Gary Dunn (1977-87)	35
10. Steve Furness (1972-80)	32
11. Mike Merriweather (1982-87)	31
12. Chad Brown (1993-97)	30
13. Jack Ham (1971-82)	25.5
14. Keith Gary (1983-88)	25
15. Gerald Williams (1986-94)	24.5
16. Jack Lambert (1974-84)	23.5
17. Bryan Hinkle (1982-93)	22.5
18. Carnell Lake (1989-98)	21.5
John Banaszak (1975-81)	21.5

Season:

1. Mike Merriweather (1987)	15
2. Kevin Greene (1994)	14
Keith Willis (1983)	14
4. Jason Gildon (2000)	13.5
5. Chad Brown (1996)	13
6. Kevin Greene (1993)	12.5
7. Keith Willis (1986)	12
8. Ernie Holmes (1974)	11.5
9. Jason Gildon (1998)	11
L.C. Greenwood (1973)	11
11. Joey Porter (2000)	10.5
12. Greg Lloyd (1994)	10

Game:

1. Joe Greene (12/10/72 at Houston)	5
2. Chad Brown (10/13/96 vs. Cincinnati)	4.5
L.C. Greenwood (11/25/79 vs. Cleveland)	4.5
4. Jerrol Williams (12/22/91 vs. Cleveland)	4
5. Edmund Nelson (9/16/84 vs. LA Rams)	4

Most Consecutive Games With a Sack

1. Greg Lloyd (1994)	6
Joe Greene (1974)	6
Ernie Holmes (1974)	6
4. Jason Gildon (1998)	5
Dwight White (1972)	5

STEELERS INDIVIDUAL LEADERS/OPPONENT RECORDS

OPPONENT FUMBLE RECOVERIES

Most Opponent Fumbles Recovered

Career:

1. Jack Ham (1971-82) 21
2. Donnie Shell (1974-87) 19
3. Carnell Lake (1989-98) 16
- Joe Greene (1969-81) 16
5. Jack Lambert (1974-84) 15

Season:

1. Jack Lambert (1976) 6
2. Carnell Lake (1989) 5
- Donnie Shell (1978) 5
- Joe Greene (1978) 5
- L.C. Greenwood (1971) 5
- John Reger (1955, 1957) 5
- Gary Glick (1957) 5

TOTAL YARDS FROM SCRIMMAGE

Career:

1. Franco Harris (1972-83) 14,234
2. John Stallworth (1974-87) 8,834
3. Jerome Bettis (1996-00) 7,242
4. Louis Lipps (1984-91) 6,406
5. Lynn Swann (1974-82) 5,534
6. Dick Hoak (1961-70) 5,417
7. John Henry Johnson (1960-65) 5,197
8. Merril Hoge (1987-93) 5,169
9. Rocky Bleier (1968, 1970-80) 5,159
10. Elbie Nickel (1947-57) 5,133

Season:

1. Barry Foster (1992) 2,034
2. Jerome Bettis (1997) 1,775
3. Jerome Bettis (1996) 1,553
4. Franco Harris (1979) 1,477
5. Franco Harris (1975) 1,460
6. Jerome Bettis (2000) 1,437
7. Yancey Thigpen (1997) 1,401
8. John Stallworth (1984) 1,395
9. John Henry Johnson (1962) 1,367
10. Rocky Bleier (1976) 1,330

OPPONENT TOP PERFORMANCES

Top 10 Opponent Rushing Performances

Game:

1. Fred Taylor (11/19/00 vs. Jacksonville) 30-234-3
2. O.J. Simpson (9/28/75 vs. Buffalo) 23-227-0
3. Steve Van Buren (11/27/49 at Philadelphia) 27-205-0
4. John David Crow (12/18/60 at St. Louis) ... 24-203-0
5. Joe Morris (12/21/85 at N.Y. Giants) 36-202-0
6. O.J. Simpson (10/29/72 at Buffalo) 22-189-0
7. Emmitt Smith (9/4/94 vs. Dallas) 31-179-1
8. Terry Allen (12/20/92 vs. Minnesota) ... 33-172-0
9. Gary Anderson (12/11/88 at San Diego) ... 26-170-0
10. Charlie Garner (11/7/99 at San Francisco) , 20-166-0
- Charles White (10/11/87 at L.A. Rams) ... 33-166-0

Top 10 Opponent Receiving Performances

Game:

1. Qadry Ismail (12/12/99 vs. Baltimore) 6-258-3
2. Eddie Brown (11/6/88 at Cincinnati) 7-216-2
3. Carl Pickens (10/11/98 at Cincinnati) 12-204-1
4. Terry Glenn (12/6/98 vs. New England) 9-193-1
5. Otis Taylor (10/18/71 at Kansas City) 6-190-2
6. Rob Moore (11/30/97 at Arizona/OT) 8-188-0
7. Steve Watson (12/30/84 at Denver) 11-177-1
8. Kellen Winslow (12/22/80 at San Diego) 10-171-0
9. James Lofton (9/11/83 at Green Bay) 5-169-3
10. Terance Mathis (10/25/99 vs. Atlanta) 12-166-1

Top 10 Opponent Passing Performances

Game:

1. Doug Williams (9/11/88 at Washington) .. 52-30-430-2-1
2. Dan Marino (1/6/85 at Miami) 32-21-421-4-1
3. Steve Bartkowski (11/15/81 at Atlanta) ... 50-33-416-2-2
4. Bernie Kosar (11/23/86 at Cleveland) 46-28-414-2-1
5. Boomer Esiason (11/22/87 at Cincinnati) ... 53-30-409-0-3
6. Gifford Nielson (12/20/81 at Houston) 37-24-377-3-2
7. Dan Fouts (12/8/85 at San Diego) 33-21-372-3-3
8. Brian Sipe (10/7/79 at Cleveland) 41-22-365-5-3
9. Jim Kelly (9/8/91 at Buffalo) 43-31-363-6-2
10. Boomer Esiason (11/10/91 at Cincinnati) . 43-32-361-1-1

Steelers



STEELERS TEAM RECORDS

YEAR-BY-YEAR FIRST DOWNS

Year	G	Tot.	Run	Pass	Pen.
1969	14	210	81	115	14
	14	260	101	142	17
1970	14	206	84	97	25
	14	225	91	120	14
1971	14	226	98	111	17
	14	225	81	132	12
1972	14	228	131	79	18
	14	228	79	116	24
1973	14	217	111	89	17
	14	210	95	91	24
1974	14	251	136	98	17
	14	200	87	83	30
1975	14	288	149	125	14
	14	214	91	97	26
1976	14	271	163	94	14
	14	182	69	96	17
1977	14	266	122	124	20
	14	228	80	112	36
1978	16	316	133	149	34
	16	264	105	119	40
1979	16	337	141	179	17
	16	260	95	135	30
1980	16	308	111	177	20
	16	302	101	171	30
1981	16	318	137	156	25
	16	323	114	181	28
1982	9	171	69	91	11
	9	174	49	111	14
1983	16	312	156	141	15
	16	278	100	151	27
1984	16	302	117	167	18
	16	282	87	167	28
1985	16	315	125	165	25
	16	273	105	144	24
1986	16	292	125	140	27
	16	303	97	176	30
1987	15	263	114	126	23
	15	289	94	170	25
1988	16	292	125	140	27
	16	319	110	181	28
1989	16	244	106	117	21
	16	323	112	177	34
1990	16	263	93	150	20
	16	257	102	130	25
1991	16	254	82	158	14
	16	320	98	194	28
1992	16	284	119	143	22
	16	266	99	146	21
1993	16	307	116	180	11
	16	267	74	163	30
1994	16	307	138	148	21
	16	262	76	156	30
1995	16	344	117	193	34
	16	272	67	181	24
1996	16	296	138	146	12
	16	286	80	174	32
1997	16	326	154	157	15
	16	286	80	174	32
1998	16	268	106	135	27
	16	266	88	155	23
1999	16	295	111	159	25
	16	260	92	142	26
2000	16	283	124	128	31
	16	252	82	153	17

- Steelers

STEELERS TEAM RECORDS**GAMES WON**

Season: 14 (1978)
 Most Consecutive: 12 (1978-79)
 Most Consecutive (One Season): 11 (1975)

SCORING**Most Points**

Game: 63 (11/30/52 vs. New York Giants)
 Season: 416 (1979)

Most Points Allowed

Game: 54 (12/8/85 at San Diego; 11/23/41 at Green Bay)
 Season: 421 (1988)

Fewest Points

Game: 0 (many times, last time vs. Baltimore 9/3/00)
 Season: 51 (1934 - 12 games)
 202 (1965 - 14 games)

Fewest Points Allowed

Game: 0 (many times, last time 10/22/00 vs. Cleveland)
 Season: 117 (1946 - 11 games)
 138 (1976 - 14 games)

Most Points, Combined

Game: 98 (12/8/85, San Diego 54 Pittsburgh 44)
 90 (12/18/66, Pittsburgh 57 Atlanta 33)
 86 (10/7/79, Pittsburgh 51 Cleveland 35)
 Season: 757 (1988)
 678 (1979)

Fewest Points, Combined

Game: 0 (10/22/33, Pittsburgh 0 Cincinnati 0)
 Season: 238 (1940 - 11 games)
 339 (1957 - 12 games)
 480 (1976 - 14 games)
 524 (1992 - 16 games)

Most Touchdowns

Game: 9 (11/30/52 vs. New York Giants)
 Season: 52 (1979)

Most Touchdowns Allowed

Game: 8 (12/8/85 vs. San Diego; 11/23/41 vs. Green Bay)
 Season: 50 (1969; 1968)

Fewest Touchdowns Allowed

Game: 0 (several times, last time 12/16/00 vs. Washington)
 Season: 14 (1976)

Most Rushing Touchdowns

Game: 5 (9/20/81 vs. New York Jets; 11/7/76 at Kansas City)
 Season: 33 (1976)

Most Rushing Touchdowns Allowed

Game: 6 (10/24/53 vs. Green Bay;
 10/14/34 at Boston)
 Season: 20 (1988; 1947)

Fewest Touchdowns Rushing Against

Game: 0 (many times, last 12/16/00 vs. Washington)
 Season: 5 (1997)

Most Passing Touchdowns

Game: 5 (11/3/96 vs. St. Louis; 9/8/85 vs. Indianapolis; 11/5/81 at Atlanta; 10/7/79 vs. Washington; 11/30/52 vs. New York Giants)
 Season: 28 (1978)

Most Passing Touchdowns Allowed

Game: 6 (9/8/91 vs. Buffalo)
 Season: 34 (1962)

Fewest Passing Touchdowns Allowed

Game: 0 (many times, last 12/16/00 vs. Washington)
 Season: 9 (1990; 1976; 1975; 1972)

Most Defensive Touchdowns

Game: 3 (10/10/83 vs. Cincinnati)
 Season: 7 (1987; 1983)

Most Points After Touchdown

Game: 9 (11/30/52 vs. New York Giants)
 Season: 45 (1984)

Most Points After Touchdown Allowed

Game: 7 (9/8/91 at Buffalo)
 Season: 49 (1969; 1968)

Most Field Goals

Game: 6 (10/23/88 vs. Denver)
 Season: 34 (1995)

Most Field Goals Allowed

Game: 7 (9/24/67 vs. St. Louis Cardinals)
 Season: 29 (1997 & 2000)

FIRST DOWNS**Most First Downs**

Game: 36 (11/25/79 vs. Cleveland)
 Season: 344 (1995)

Most First Downs By Opponents

Game: 35 (11/23/86 at Cleveland)
 Season: 344 (1995)

Most First Downs, Combined

Game: 58 (11/25/79; Pittsburgh 36 Cleveland 22)
 Season: 641 (1981)



STEELERS TEAM RECORDS

Most Rushing First Downs

Game: 21 (11/7/76 at Kansas City)

Season: 163 (1976)

Most Rushing First Downs Allowed

Game: 18

Season: 122 (1965)

Most Passing First Downs

Game: 21 (12/13/58 vs. Chicago Cardinals)

Season: 193 (1995)

Most Passing First Downs Allowed

Game: 22 (12/5/48 vs. New York Giants)

Season: 194 (1991)

Most First Down Penalties

Game: 6 (11/16/86 vs. Houston; at Oakland 10/25/70)

Season: 34 (1995; 1978)

Most First Down Penalties By Opponents

Game: 9 (10/30/77 at Baltimore)

Season: 40 (1978)

NET YARDS

Most Net Yards Gained

Game: 683 (12/13/58 vs. Chicago Cardinals)

Season: 6,258 (1979)

Fewest Net Yards Gained

Game: 53 (9/10/89 vs. Cleveland)

Season: 3,354 (1965)

Most Net Yards Gained By Opponent

Game: 559 (11/6/88 at Cincinnati)

Season: 5,805 (1988)

Fewest Net Yards Gained By Opponent

Game: 40 (9/12/99 at Cleveland)

Season: 3,074 (1974)

RUSHING

Most Yards Gained Rushing

Game: 361 (10/7/79 at Cleveland)

Season: 2,971 (1976)

Fewest Yards Gained Rushing

Game: 7 (10/30/66 at Dallas)

Season: 1,092 (1966)

Most Yards Gained Rushing By Opponents

Game: 426 (11/4/34 at Detroit)

Season: 2,193 (1954)

Fewest Yards Gained Rushing By Opponents

Game: -33 (10/2/43 vs. Brooklyn)

Season: 1,125 (1953--12 games)

1,318 (1997--16 games)

1,321 (1995--16 games)

1,368 (1993--16 games)

1,377 (1967--14 games)

Fewest Yards Rushing Allowed (Per Game:)

Season: 82.4 (1997)

Most Rushing Attempts

Game: 60 (10/3/50 vs. Boston)

Season: 653 (1976)

Fewest Rushing Attempts

Game: 13 (12/6/98 vs. New England)

Season: 368 (1954 - 12 games)

375 (1966 - 14 games)

Most Rushing Attempts By Opponents

Game: 64 (10/18/36 at Chicago Bears)

Season: 363 (1962)

Fewest Rushing Attempts By Opponents

Game: 9 (9/12/99 at Cleveland)

Season: 363 (1962)

PASSING

Most Yards Gained Passing

Game: 472 (12/13/58 vs. Chicago Cardinals)

Season: 3,917 (1995)

Fewest Yards Gained Passing

Game: -16 (10/17/65 vs. St. Louis Cardinals)

Season: 652 (1945 - 11 games)

1,711 (1972 - 14 games)

Most Yards Gained Passing By Opponents

Game: 422 (9/11/88 vs. Washington)

Season: 3,941 (1988)

Fewest Yards Gained Passing By Opponents

Game: -28 (12/7/58 at Washington)

Season: 1,466 (1974)

Most Passes Attempted

Game: 57 (12/19/93 vs. Houston)

Season: 554 (1997)

Fewest Passes Attempted

Game: 0 (11/13/49 vs. Los Angeles; 11/16/41 vs. Brooklyn)

Season: 439 (2000)

Most Passes Attempted By Opponents

Game: 60 (12/16/95 vs. New England)

Season: 554 (1997)



STEELERS TEAM RECORDS

Fewest Passes Attempted By Opponents

Game: 8 (12/14/74 vs. Cincinnati; 12/1/57 at Philadelphia)
 Season: 162 (1946 - 11 games)
 339 (1974 - 14 games)

Most Passes Attempted, Combined

Game: 95 (12/19/93; Pittsburgh 57, Houston 38)
 Season: 1,123 (1995)

Most Passes Completed

Game: 38 (11/1/98 vs. Tennessee)
 Season: 314 (1995)

Fewest Passes Completed

Game: 0 (11/13/49 vs. Los Angeles; 11/16/41 vs. Brooklyn)
 Season: 42 (1941 - 11 games)
 140 (1973 - 14 games)

Most Passes Completed By Opponents

Game: 39 (12/16/95 vs. New England)
 Season: 334 (1991)

Fewest Passes Completed By Opponents

Game: 3 (several times)
 Season: 64 (1946 - 11 games)
 147 (1974 - 11 games)

SACKS

Most Sacks

Game: 10 (11/30/97 at Arizona; 10/13/96 vs. Cincinnati; 11/29/92 at Cincinnati)
 Season: 55 (1994)

Most Sacks Allowed

Game: 12 (11/20/66 vs. Dallas)
 Season: 52 (1983; 1969)

INTERCEPTIONS

Most Interceptions

Game: 7 (10/13/74 at Kansas City; 11/30/52 vs. New York Giants)
 Season: 37 (1973)

Fewest Interceptions

Game: 0 (many times, last 12/10/00 at N.Y. Giants)
 Season: 12 (1965; 1964 - 14 games)

Most Interceptions By Opponents

Game: 9 (12/12/65 vs. Philadelphia)
 Season: 35 (1965)

Fewest Interceptions By Opponents

Game: 0 (many times, last 12/16/00 vs. Washington)
 Season: 9 (1994; 2000)

Most Yards Interceptions Returned

Game: 147 (10/17/54 vs. Cleveland)
 Season: 673 (1973)

Fewest Yards Interceptions Returned

Game: 0 (many times, last 12/12/99 vs. Baltimore)
 Season: 96 (1964 - 14 games)

Most Yards Interceptions Returned By Opponents

Game: 172 (12/12/65 vs. Philadelphia)
 Season: 535 (1969)

Fewest Yards Interceptions Returned By Opponents

Game: 0 (several times, last 12/12/99 vs. Baltimore)
 Season: 47 (1975 - 14 games)

Most Touchdowns By Interceptions

Game: 2 (11/22/98 vs. Jacksonville; 10/1/95 vs. San Diego; 12/18/88 vs. Miami; 10/1/84 vs. Cincinnati; 10/10/83 at Cincinnati; 9/30/73 at Houston; 10/17/54 vs. Cleveland)
 Season: 5 (1987)

Most Touchdowns By Interceptions By Opponents

Game: 3 (9/29/68 vs. Baltimore; 12/12/65 vs. Philadelphia)
 Season: 6 (1965; 1964)

PUNTING

Most Punts

Game: 12 (10/15/00 vs. Cincinnati)
 Season: 97 (1994)

Fewest Punts

Game: 1 (12/15/91 vs. Cincinnati; 10/27/91 at Cleveland; 12/2/90 vs. Cincinnati; 10/26/86 vs. Cincinnati; 12/9/73 vs. Houston)
 Season: 6 (1965; 1964)

Fewest Punts By Opponents

Game: 0 (9/17/89 at Cincinnati)
 Season: 54 (1960)

Highest Punting Average

Season: 47.0 (1961)

Highest Punting Average By Opponents

Season: 46.4 (1959)

PUNT RETURNS

Most Punt Returns

Game: 10 (12/16/79 vs. Buffalo)
 Season: 71 (1976)

Most Punt Returns By Opponents

Game: 10 (12/5/93 vs. New England)
 Season: 51 (1970)

STEELERS TEAM RECORDS**Most Yardage By Punt Returns**

Game: 105 (12/16/79 vs. Buffalo)
Season: 774 (1974)

Most Yardage By Punt Returns By Opponents

Game: 166 (10/24/93 at Cleveland)
Season: 678 (1993)

Most Touchdowns By Punt Returns

Game: 1 (last time Hank Poteat vs. Washington
12/16/00)
Season: 2 (1952)

Most Touchdowns By Punt Returns By Opponents

Game: 2 (10/24/93 at Cleveland; 11/1/59 at Chicago
Cardinals)
Season: 3 (1993; 1959)

KICKOFF RETURNS**Most Kickoff Returns**

Game: 8 (12/8/85 at San Diego)
Season: 74 (1988)

Most Kickoff Returns By Opponents

Game: 9 (12/8/85 at San Diego)
Season: 88 (1995)

Most Kickoff Return Yardage

Game: 266 (11/17/68 vs. Cleveland)
Season: 1,575 (1988)

Highest Kickoff Return Average (per game)

Season: 28.9 (1952)

Most Kickoff Return Yardage By Opponents

Game: 251 (9/17/67 vs. Chicago)
Season: 1,668 (1979)

Most Touchdowns By Kickoff Returns

Game: 1 (many times, last time at Baltimore 10/4/97)
Season: 2 (1988; 1952)

Most Touchdowns By Kickoff Returns By Opponents

Game: 1 (many times, last time at Baltimore 10/4/97)
Season: 2 (1988; 1952)

PENALTIES**Most Penalties**

Game: 17 (10/30/77 at Baltimore)
Season: 122 (1977)

Most Penalties By Opponents

Game: 13 (11/17/85 at Houston)
Season: 112 (1981)

Most Penalties Combined, Both Teams

Game: 23 (9/20/87 at Cleveland)
Season: 219 (1984)

Fewest Penalties Combined, Both Teams

Game: 0 (11/10/40 vs. Philadelphia; 10/28/34 at
Brooklyn)
Season: 98 (1941, 1962, 1965)

Most Penalty Yards

Game: 154 (9/17/89 at Cincinnati)
Season: 986 (1989)

Most Penalty Yards By Opponents

Game: 134 (10/1/95 vs. San Diego)
Season: 960 (1981)

Most Penalty Yards Combined, Both Teams

Game: 239 (10/25/70 at Oakland)
Season: 1,897 (1978)

Fewest Penalty Yards Combined, Both Teams

Game: 0 (11/10/40 vs. Philadelphia; 10/28/34 at
Brooklyn)
Season: 858 (1941 - 11 games)
941 (1965 - 14 games)

FUMBLES**Most Fumbles**

Game: 10 (10/9/43 vs. New York Giants)
Season: 47 (1979)

Most Fumbles By Opponents

Game: 9 (12/23/90 vs. Cleveland)
Season: 42 (1976)

Most Fumbles Lost

Game: 7 (10/14/79 at Cincinnati)
Season: 29 (1950 - 12 games)
28 (1977 - 14 games)
26 (1979 - 16 games)

Most Fumbles Lost By Opponents

Game: 8 (12/23/90 vs. Cleveland)
Season: 24 (1976)

SHUTOUTS**Most Shutouts**

Season: 5 (1976)

Most Shutouts Against

Season: 6 (1934)

Consecutive Quarters Without Scoring a TD*

9 (9/23/90 - 10/7/90)

Consecutive Quarters Without Allowing a TD*

22 (10/10/76 - 11/21/76)
21 (10/1/00 - 11/12/00)

*Since 1970

YEAR-BY-YEAR OFFENSIVE/DEFENSIVE STATISTICS

	TOTAL OFFENSE			RUSHING			PASSING					
	Yards	Plays	Avg.	Yards	Att.	Avg.	Net	Sacks	Gross	Att/Cmp/Int	Pct.	
1969	3,626	843	4.3	1,542	400	3.9	2,084	52-374	2,458	391/176/29	45.0	
	4,401	898	4.9	1,732	455	3.8	2,669	33-304	2,973	410/227/25	55.4	
1970	3,752	844	4.4	1,715	432	4.0	2,037	28-275	2,312	384/150/32	39.1	
	3,396	906	4.4	1,679	487	3.4	2,317	26-238	2,555	393/191/23	48.6	
1971	3,882	867	4.5	1,758	416	4.2	2,124	37-322	2,446	414/214/26	51.7	
	4,248	881	4.8	1,482	440	3.4	2,766	33-294	3,060	408/235/17	57.6	
1972	4,231	853	5.0	2,520	97	5.1	1,711	32-247	1,958	324/156/12	48.1	
	3,771	896	4.2	1,715	445	3.9	2,056	40-337	2,393	411/206/28	50.1	
1973	4,070	894	4.6	2,143	555	3.9	1,927	30-230	2,157	309/140/26	45.3	
	3,324	880	3.8	1,652	488	3.8	1,672	33-251	1,923	359/164/37	45.7	
1974	4,375	950	4.6	2,417	546	4.4	1,958	18-196	2,154	386/166/21	43.0	
	3,074	863	3.6	1,608	472	3.4	1,466	52-406	1,872	339/147/25	43.4	
1975	4,887	949	5.1	2,633	581	4.5	2,254	31-290	2,544	337/191/12	56.7	
	3,661	870	4.2	1,825	431	4.2	1,836	43-358	2,194	396/183/27	46.2	
1976	4,637	957	4.8	2,971	653	4.5	1,666	27-269	1,935	277/143/12	51.6	
	3,322	866	3.8	1,457	452	3.2	1,865	41-313	2,178	373/158/22	42.4	
1977	4,645	949	4.9	2,258	581	3.9	2,387	27-245	2,632	341/173/21	50.7	
	3,692	882	4.2	1,723	493	3.5	1,969	32-285	2,254	357/157/31	44.0	
1978	4,987	1,046	4.8	2,297	641	3.6	2,690	25-271	2,961	380/212/22	55.8	
	4,168	999	4.2	1,774	513	3.5	2,394	44-361	2,755	442/221/27	50.0	
1979	6,258	1,080	5.8	2,603	561	4.6	3,655	27-222	3,877	492/272/26	55.3	
	4,270	1,035	4.1	1,709	506	3.4	2,561	49-351	2,912	480/226/27	47.1	
1980	5,554	1,033	5.4	1,986	512	3.9	3,568	37-264	3,832	484/250/24	51.7	
	5,134	1,036	5.0	1,762	486	3.6	3,372	18-145	3,517	532/280/26	52.6	
1981	5,598	1,042	5.4	2,372	554	4.3	3,226	27-231	3,457	461/247/19	53.6	
	5,652	1,084	5.2	1,869	500	3.7	3,783	40-325	4,107	542/302/30	55.7	
1982	2,970	583	5.1	1,187	289	4.1	1,783	19-139	1,922	275/141/16	51.3	
	2,874	599	4.8	762	236	3.2	2,112	34-273	2,385	329/176/17	53.5	
1983	5,014	1,075	4.7	2,610	614	4.3	2,404	52-350	2,754	409/211/23	51.6	
	4,728	1,006	4.7	1,833	509	3.6	2,895	50-361	3,256	447/238/28	53.2	
1984	5,420	1,052	5.2	2,179	574	3.8	3,241	35-278	3,519	443/240/25	54.2	
	4,916	1,016	4.8	1,617	454	3.6	3,299	47-390	3,689	515/299/31	58.1	
1985	5,350	1,085	4.9	2,177	541	4.0	3,173	33-224	3,397	512/254/27	49.6	
	4,659	989	4.7	1,876	470	4.0	2,783	36-305	3,088	484/287/20	59.3	
1986	4,811	1,075	4.5	2,223	564	3.9	2,588	20-159	2,747	491/238/20	48.5	
	5,252	1,049	5.0	1,872	470	4.0	3,380	43-289	3,669	536/311/20	58.0	
1987	4,410	973	4.5	2,144	517	4.1	2,266	27-198	2,464	429/198/25	46.2	
	4,920	962	5.1	1,610	455	3.5	3,310	26-196	3,506	481/290/27	60.3	
1988	5,204	1,030	5.1	2,228	499	4.5	2,976	42-331	3,307	489/226/20	46.2	
	5,805	1,067	5.4	1,864	516	3.6	3,941	19-145	4,086	532/309/20	58.1	
1989	3,996	955	4.2	1,818	500	3.6	2,178	51-484	2,662	404/210/13	52.0	
	5,549	1,077	5.2	2,008	498	4.0	3,541	31-180	3,721	548/290/21	52.9	
1990	4,525	897	5.0	1,880	456	4.1	2,645	33-242	2,887	408/237/15	58.1	
	4,115	940	4.4	1,615	446	3.6	2,500	32-228	2,728	460/236/24	51.3	
1991	4,581	915	5.0	1,627	394	4.1	2,954	45-359	3,313	476/259/16	54.4	
	5,168	1,039	5.0	1,582	466	3.4	3,586	38-257	3,843	535/334/19	62.4	
1992	4,906	989	5.0	2,156	518	4.2	2,750	40-296	3,046	431/249/14	57.8	
	4,658	949	4.9	1,841	435	4.2	2,817	36-248	3,065	478/252/22	52.7	
1993	5,235	1,079	4.9	2,003	491	4.1	3,232	48-374	3,606	540/299/12	55.4	
	4,531	962	4.7	1,368	399	3.4	3,163	42-277	3,440	521/277/24	53.2	
1994	5,144	1,048	4.9	2,180	546	4.0	2,964	39-283	3,247	463/266/9	57.5	
	4,326	1,008	4.3	1,452	421	3.5	2,874	55-382	3,256	532/280/17	52.6	
1995	5,769	1,110	5.2	1,852	494	3.7	3,917	24-176	4,093	592/348/21	58.8	
	4,561	943	4.8	1,321	370	3.6	3,240	42-272	3,512	531/314/22	59.1	
1996	5,140	1,002	5.1	2,299	525	4.4	2,841	21-149	2,990	456/246/19	53.9	
	4,362	1,009	4.3	1,415	411	3.4	2,947	51-369	3,316	547/322/23	58.9	
1997	5,542	1,058	5.2	2,479	572	4.3	3,063	20-152	3,215	466/253/19	54.3	
	4,705	1,005	4.7	1,318	403	3.3	3,387	48-294	3,681	554/295/20	53.2	
1998	4,586	1,014	4.5	2,034	490	4.2	2,552	35-229	2,781	489/274/20	56.0	
	4,963	1,002	5.0	1,642	479	3.4	3,321	41-238	3,559	482/268/16	55.6	
1999	4,874	1,067	4.6	1,991	495	4.0	2,883	37-235	3,118	535/301/18	56.3	
	4,878	953	5.1	1,958	450	4.4	2,920	40-247	3,167	463/245/14	52.9	
2000	4,766	1,009	4.7	2,248	527	4.3	2,518	43/220	2,738	439/217/10	49.4	
	4,713	985	4.8	1,693	425	4.0	3,020	39/229	3,249	521/280/17	53.7	

-Steelers

MISCELLANEOUS OFFENSIVE/DEFENSIVE STATISTICS

Year	Punt-Avg.	Pen-Yds.	Fum-Lost	Tot Pts.	TD	Run	Pass	Ret.	PATs	FGs	T.O.P.
1969	65-40.1	67-659	36-20	218	26	8	17	1	26/26	12/25	
	65-40.1	74-772	25-16	404	50	17	27	6	49/50	17/25	
1970	78-44.2	82-835	30-16	210	26	13	12	1	24/26	10/28	
	85-41.9	76-790	29-15	272	32	8	21	3	29/32	15/32	
1971	79-43.9	88-898	37-16	246	28	10	15	3	27/28	17/27	
	77-41.5	81-784	27-18	292	32	13	16	3	30/32	22/35	
1972	66-43.6	81-728	27-14	343	37	22	12	3	35/37	28/41	
	74-40.3	77-712	37-20	175	18	6	9	3	17/18	15/27	
1973	62-41.1	84-817	36-14	347	37	12	20	5	36/37	29/43	
	75-42.4	86-757	41-18	210	22	8	11	3	21/21	19/29	
1974	78-39.0	104-978	33-19	305	35	19	12	4	33/35	20/29	
	91-41.2	76-575	38-22	189	22	7	14	1	21/22	12/17	
1975	69-39.4	89-756	34-23	373	46	22	21	3	44/46	17/21	
	90-40.1	85-700	22-10	162	19	8	9	2	15/19	11/18	
1976	76-39.2	111-836	40-19	342	43	33	10	0	40/43	14/26	
	94-37.4	80-637	42-24	138	14	5	9	0	13/14	14/24	
1977	73-36.3	122-973	41-28	283	37	20	17	0	34/37	9/14	
	79-40.3	82-784	28-13	243	29	9	16	4	27/29	14/21	
1978	66-40.0	108-943	35-17	356	46	16	28	2	44/45	12/26	
	82-39.4	106-954	33-21	195	22	11	10	1	21/22	14/26	
1979	68-40.2	108-866	47-26	416	52	25	26	1	50/52	18/30	
	100-40.0	95-744	32-15	262	31	9	19	3	28/31	16/26	
1980	66-40.2	111-933	38-18	352	42	15	26	1	39/42	19/28	
	73-40.7	93-806	23-14	313	37	9	25	3	34/37	19/29	
1981	84-43.3	97-840	39-22	356	47	21	25	1	38/46	12/17	
	78-42.1	112-960	31-16	297	35	10	22	3	33/35	18/33	
1982	49-40.4	59-459	18-9	204	25	7	17	1	22/23	10/12	
	53-38.1	44-345	17-8	146	17	5	12	0	17/17	9/14	
1983	80-41.9	99-836	42-20	355	39	17	15	7	38/39	27/31	
	88-41.1	96-782	34-17	303	37	14	19	4	36/37	15/20	
1984	70-41.2	112-948	40-15	387	45	13	25	7	45/45	24/32	30:33
	90-42.4	107-945	30-11	310	35	12	19	4	34/35	22/28	29:27
1985	79-39.1	85-665	31-9	379	40	14	23	3	40/40	33/42	30:52
	86-40.9	89-679	34-15	355	43	19	18	6	40/41	19/25	29:08
1986	89-38.7	105-876	28-16	307	35	18	16	1	32/34	21/32	29:45
	82-39.0	107-876	31-13	336	39	10	22	7	36/38	22/39	30:15
1987	82-40.2	105-801	37-8	285	31	11	13	7	31/31	22/29	29:44
	70-39.2	95-771	41-17	299	34	8	22	4	31/34	20/26	30:16
1988	71-41.5	99-803	40-19	336	36	17	15	4	34/36	28/36	28:31
	67-40.7	79-705	35-13	421	49	20	25	4	47/49	26/32	31:29
1989	83-40.6	116-986	32-18	265	29	17	10	2	28/29	21/30	28:50
	69-40.5	96-785	40-21	326	38	16	17	5	37/38	19/27	31:10
1990	66-37.2	110-928	40-17	292	33	11	20	2	32/33	20/25	30:06
	64-40.9	89-719	33-18	240	26	13	9	4	26/26	18/28	29:54
1991	75-39.9	116-933	37-14	292	32	8	20	4	31/31	23/33	27:06
	65-41.6	84-685	27-11	344	38	14	21	3	38/38	26/41	32:55
1992	74-42.1	106-941	28-18	299	31	13	15	3	29/31	28/36	32:05
	74-42.0	104-814	34-21	225	24	6	15	3	24/24	19/28	27:55
1993	89-42.5	100-861	28-15	308	32	13	16	3	32/32	28/30	32:15
	82-43.9	77-652	37-14	281	30	6	16	8	29/30	24/29	27:45
1994	97-39.7	119-974	18-8	316	35	15	17	3	32/32	24/29	31:58
	97-42.2	91-763	31-14	234	23	7	12	4	22/22	24/29	28:02
1995	59-40.1	109-839	24-13	407	44	17	21	6	39/39	34/41	32:36
	85-43.3	101-931	30-12	327	37	9	24	4	34/34	23/25	27:24
1996	72-40.7	84-665	27-14	344	39	18	15	6	37/37	23/30	30:08
	86-43.8	97-746	28-17	257	27	7	17	3	26/26	21/26	29:52
1997	64-42.6	95-861	25-14	372	44	19	22	3	40/40	22/25	32:05
	66-42.5	90-708	26-14	307	31	5	24	1	26/26	21/26	29:52
1998	82-43.5	79-690	18-12	263	26	8	13	5	23/23	26/32	30:20
	76-45.8	106-854	28-13	303	30	8	17	5	23/24	32/41	29:40
1999	84-45.2	119-945	19-7	317	35	14	19	2	30/31	25/29	31:28
	92-40.6	101-813	29-14	320	36	10	20	6	34/35	20/26	28:32
2000	91-43.3	81/667	24-11	321	35	19	12	4	32/33	25/30	31:27
	81-43.3	105/876	25-18	255	24	9	13	2	24/24	29/34	28:33

YEAR-BY-YEAR LEADERS

RUSHING

Year	Player	Att.	Yards	Avg.	LG	TDs
1934	WARREN HELLER	132	528	4.0	—	—
1935	ART STRUTT	92	323	3.5	—	1
1936	WARREN HELLER	106	322	3.0	—	3
1937	JOHN KARCIS	128	511	4.0	—	3
1938	BYRON WHITE (rookie)	152	567#	3.7	—	4
1939	BOYD BRUMBAUGH	111	343	3.1	—	3
1940	LOU TOMASETTI	68	246	3.6	—	2
1941	DICK RIFFLE	109	388	3.6	54	1
1942	BILL DUDLEY (rookie)	162	696#	4.3	42	5
1943	JACK HINKLE	116	571	4.9	—	4
1944	JOHN GRIGAS	185	610	3.3	—	3
1945	BUIST WARREN	96	285	3.0	75	2
1946	BILL DUDLEY	146	604#	4.1	42	3
1947	JOHNNY CLEMENT	129	670	5.2	43	4
1948	BOB CIFERS	112	361	3.2	21	1
1949	JERRY NUZUM	139	611	4.4	64	5
1950	JOE GERI	188	705	3.8	45	2
1951	FRAN ROGEL	109	385	3.5	51	3
1952	RAY MATHEWS	66	315	4.7	36	0
1953	FRAN ROGEL	137	527	3.8	58	2
1954	FRAN ROGEL	111	415	3.8	16	1
1955	FRAN ROGEL	168	588	3.5	19	3
1956	FRAN ROGEL	131	476	3.6	40	3
1957	BILLY WELLS	154	532	3.5	51	0
1958	TOM TRACY	169	714	4.2	64	5
1959	TOM TRACY	199	794	4.0	51	3
1960	TOM TRACY	192	680	3.4	28	5
1961	JOHN HENRY JOHNSON	213	787	3.9	44	6
1962	JOHN HENRY JOHNSON	251	1,141	4.5	40	7
1963	JOHN HENRY JOHNSON	186	775	4.2	48	4
1964	JOHN HENRY JOHNSON	235	1,048	4.7	45	7
1965	DICK HOAK	131	426	3.2	42	5
1966	BILL ASBURY	169	544	3.3	45	7
1967	DON SHY (rookie)	99	341	3.4	33	4
1968	DICK HOAK	175	858	4.9	77 t	3
1969	DICK HOAK	151	531	3.5	13	3
1970	JOHN FUQUA	138	691	5.0	85	7
1971	JOHN FUQUA	155	625	4.0	30	4
1972	FRANCO HARRIS (rookie)	188	1,055	5.6*	75 t	10
1973	FRANCO HARRIS	188	698	3.7	35	6
1974	FRANCO HARRIS	208	1,006	4.8	54	5
1975	FRANCO HARRIS	262	1,246	4.8	36	10
1976	FRANCO HARRIS	289	1,128	3.9	30	4
	ROCKY BLEIER	220	1,036	4.7	28	5
1977	FRANCO HARRIS	300	1,162	3.9	61 t	11
1978	FRANCO HARRIS	310	1,082	3.5	37	8
1979	FRANCO HARRIS	261	1,186	4.4	71	11
1980	FRANCO HARRIS	208	789	3.8	26	4
1981	FRANCO HARRIS	242	987	4.1	50	8
1982	FRANCO HARRIS	140	604	4.3	21	2
1983	FRANCO HARRIS	279	1,007	3.6	19	5
1984	FRANK POLLARD	213	851	4.0	52	6
1985	FRANK POLLARD	233	991	4.3	56	3
1986	EARNEST JACKSON	216	910	4.2	31	5
1987	EARNEST JACKSON	180	696	3.9	39	1
1988	MERRIL HOGE	170	705	4.1	20	3
1989	TIM WORLEY (rookie)	195	770	3.9	38	5
1990	MERRIL HOGE	203	772	3.8	41 t	7
1991	MERRIL HOGE	165	610	3.7	24	2
1992	BARRY FOSTER	390 #	1,690 +	4.3	69	11 +
1993	LEROY THOMPSON	205	763	3.7	36	3
1994	BARRY FOSTER	216	851	3.9	29 t	5
1995	ERRIC PEGRAM	213	813	3.8	38	5
1996	JEROME BETTIS	320	1,431	4.5	50 t	11
1997	JEROME BETTIS	375	1,665	4.4	34	7
1998	JEROME BETTIS	316	1,185	3.8	42	3
1999	JEROME BETTIS	299	1,091	3.6	35	7
2000	JEROME BETTIS	355	1,341	3.8	30	8

TOTAL YARDS FROM SCRIMMAGE

Year	Player	Total Yards	Rush. Yards	Rec. Yards
1947	JOHNNY CLEMENT	676	670	6
1948	VAL JANSANTE	620	3	623
1949	JERRY NUZUM	692	611	81
1950	JOE GERI	738	705	33



YEAR-BY-YEAR LEADERS

TOTAL YARDS FROM SCRIMMAGE (cont.)

Year	Player	Total Yards	Rush. Yards	Rec. Yards
1951	LYNN CHANDNOIS	822	332	490
1952	ELBIE NICKEL	884	0	884
1953	LYNN CHANDNOIS	882	470	412
1954	RAY MATHEWS	894	242	652
1955	RAY MATHEWS	949	187	762
1956	FRAN ROGEL	564	476	88
1957	JACK McCLAIEN	630	0	630
1958	TOM TRACY	1,249	714	535
1959	TOM TRACY	1,067	794	273
1960	TOM TRACY	1,025	680	345
1961	JOHN HENRY JOHNSON	1,111	787	324
1962	JOHN HENRY JOHNSON	1,367	1,141	226
1963	BUDDY DIAL	1,295	0	1,295
1964	JOHN HENRY JOHNSON	1,117	1,048	69
1965	GARY BALLMAN	905	46	859
1966	ROY JEFFERSON	808	36	772
1967	J.R. WILBURN	767	0	767
1968	ROY JEFFERSON	1,131	57	1,074
1969	ROY JEFFERSON	1,125	46	1,079
1970	FRENCHY FUQUA	980	691	289
1971	FRENCHY FUQUA	1,052	625	427
1972	FRANCO HARRIS (rookie)	1,235	1,055	180
1973	FRANCO HARRIS	767	698	69
1974	FRANCO HARRIS	1,206	1,006	200
1975	FRANCO HARRIS	1,460	1,246	214
1976	ROCKY BLEIER	1,330	1,036	294
1977	FRANCO HARRIS	1,224	1,162	62
1978	FRANCO HARRIS	1,226	1,082	144
1979	FRANCO HARRIS	1,477	1,186	291
1980	FRANCO HARRIS	985	789	196
1981	FRANCO HARRIS	1,237	987	250
1982	FRANCO HARRIS	853	604	249
1983	FRANCO HARRIS	1,285	1,007	278
1984	JOHN STALLWORTH	1,395	0	1,395
1985	FRANK POLLARD	1,241	991	250
1986	WALTER ABERCROMBIE	1,272	877	395
1987	EARNEST JACKSON	748	696	52
1988	MERRIL HOGE	1,192	705	487
1989	LOUIS LIPPS	1,124	180	944
1990	MERRIL HOGE	1,114	772	342
1991	MERRIL HOGE	989	610	379
1992	BARRY FOSTER	2,034	1,690	344
1993	LEROY THOMPSON	1,022	763	259
1994	BYRON "BAM" MORRIS (rookie)	1,040	836	204
1995	YANCEY THIGPEN	1,308	1	1,307
1996	JEROME BETTIS	1,553	1,431	122
1997	JEROME BETTIS	1,775	1,665	110
1998	JEROME BETTIS	1,275	1,185	90
1999	JEROME BETTIS	1,201	1,091	110
2000	JEROME BETTIS	1,438	1,341	97

PASSING

Year	Player	Att.	Comp.	Yards	TDs	Ints	Rtg.
1934	WARREN HELLER	112	31	511	—	15	—
1935	WARREN HELLER	41	9	88	—	—	—
1936	ED MATESIC	138	64	850	—	16	—
1937	ED FISKE	43	17	318	—	4	—
1938	FRANK FILCHOK (rookie)	101	41	469	—	11	—
1939	HUGH McCULLOUGH (rookie)	100	32	443	2	12	14.3
1940	BILL PATTERSON	117	34	529	—	15	—
1941	BOYD BRUMBAUGH	41	13	260	2	8	31.7
1942	BILL DUDLEY (rookie)	94	35	438	2	5	37.4
1943	ROY ZIMMERMAN	124	43	846	9	17	44.2
1944	JOHNNY GRIGAS	131	50	690	6	21	31.6
1945	BUST WARREN	92	36	368	0	10	11.8
1946	BILL DUDLEY	90	32	452	2	9	20.3
1947	JOHNNY CLEMENT	123	52	1,004	7	9	59.9
1948	RAY EVANS	137	64	924	5	17	41.9
1949	JOE GERI (rookie)	77	31	554	5	5	60.2
1950	JOE GERI	113	41	866	6	15	42.3
1951	CHUCK ORTMANN (rookie)	139	56	671	3	13	24.0
1952	JIM FINKS	336	158	2,307	20 #	19	66.1
1953	JIM FINKS	292	131	1,484	8	14	49.7
1954	JIM FINKS	306	164	2,003	14	19	63.6
1955	JIM FINKS	344	165	2,270	10	26	47.6
1956	TED MARCHIBRODA	275	124	1,585	12	19	49.6

YEAR-BY-YEAR LEADERS

PASSING (cont.)

Year	Player	Att.	Comp.	Yards	TDs	Ints	Rtg.
1958	BOBBY LAYNE	268	133	2,339	14	12	78.4
1959	BOBBY LAYNE	297	142	1,986	20	21	62.6
1960	BOBBY LAYNE	209	103	1,814	13	17	66.3
1961	RUDY BUKICH	156	89	1,253	11	16	67.2
1962	BOBBY LAYNE	233	116	1,686	9	17	56.3
1963	ED BROWN	362	168	2,982	21	20	71.5
1964	ED BROWN	272	121	1,990	12	19	55.2
1965	BILL NELSEN	270	121	1,917	8	17	52.8
1966	RON SMITH	181	79	1,249	8	12	54.4
1967	KENT NIX	268	136	1,587	8	19	49.5
1968	DICK SHINER	304	148	1,856	18	17	64.5
1969	DICK SHINER	209	97	1,422	7	10	60.4
1970	TERRY BRADSHAW (rookie)	218	83	1,410	6	24	30.6
1971	TERRY BRADSHAW	373	203	2,259	13	22	59.8
1972	TERRY BRADSHAW	308	147	1,887	12	25	64.1
1973	TERRY BRADSHAW	180	89	1,183	10	15	51.7
1974	JOE GILLIAM	212	96	1,274	4	8	55.4
1975	TERRY BRADSHAW	148	67	785	7	8	55.1
1976	TERRY BRADSHAW	286	165	2,055	18	9	87.8
1977	TERRY BRADSHAW	192	92	1,177	10	9	65.3
1978	TERRY BRADSHAW	314	162	2,523	17	19	71.2
1979	TERRY BRADSHAW	368	207	2,915	28	20	84.8
1980	TERRY BRADSHAW	472	259	3,724	26	25	77.0
1981	TERRY BRADSHAW	424	218	3,339	24	22	75.1
1982	TERRY BRADSHAW	370	201	2,887	22	14	84.0
1983	TERRY BRADSHAW	240	127	1,768	17	11	81.4
1984	CLIFF STOUT	381	197	2,553	12	21	60.8
1985	MARK MALONE	272	147	2,137	16	17	73.3
1986	MARK MALONE	233	117	1,428	13	7	75.6
1987	MARK MALONE	425	216	2,444	15	18	62.6
1988	MARK MALONE	336	156	1,896	6	19	46.5
1989	BUBBY BRISTER	370	175	2,634	11	14	65.3
1990	BUBBY BRISTER	342	187	2,365	9	10	73.1
1991	BUBBY BRISTER	387	223	2,725	20	14	81.6
1992	NEIL O'DONNELL	286	156	1,963	11	7	78.8
1993	NEIL O'DONNELL	190	103	1,350	9	9	72.9
1994	NEIL O'DONNELL	313	185	2,283	13	9	83.6
1995	NEIL O'DONNELL	486	270	3,208	14	7	79.5
1996	NEIL O'DONNELL	370	212	2,443	13	9	78.9
1997	NEIL O'DONNELL	416	246	2,970	17	7	87.7
1998	MIKE TOMCZAK	401	222	2,767	15	17	71.8
1999	KORDELL STEWART	440	236	3,020	21	17	75.2
2000	KORDELL STEWART	458	252	2,560	11	18	62.9
2001	MIKE TOMCZAK	258	139	1,625	12	8	75.6
2002	KORDELL STEWART	289	151	1,860	11	8	73.6

PASS RECEIVING

Year	Player	No.	Yards	Avg.	LG	TDs
1934	BEN SMITH	12	190	15.8	—	0
1935	JIM LEVEY	11	112	10.2	—	2
1936	WILBUR SORTET	14	197	14.1	—	1
1937	JOHNNY BLOOD	10	168	16.8	—	4
1938	BILL DAVIDSON	12	229	19.1	—	0
1939	SAM BOYD (rookie)	21	423	20.1	—	2
1940	GEORGE PIATUKAS	15	290	19.3	—	2
1941	DON LOONEY	10	186	18.6	66	1
1942	WALT KICHEFSKI	15	189	12.6	26	0
1943	TONY BOVA	17	419	24.7	51	5
1944	ED RUCINSKI	22	284	12.9	40	1
1945	TONY BOVA	15	220	14.7	52	0
1946	VAL JANSANTE	10	136	13.6	34	1
1947	VAL JANSANTE	35	599	17.1	46	5
1948	VAL JANSANTE	39	623	16.0	66	3
1949	VAL JANSANTE	29	445	15.3	47	4
1950	VAL JANSANTE	26	353	13.6	40	0
1951	HANK MINARIK (rookie)	35	459	13.1	37	9
1952	ELBIE NICKEL	55	884	16.1	54	9
1953	ELBIE NICKEL	62	743	12.0	40	4
1954	RAY MATHEWS (RB)	44	652	14.8	78	6
1955	RAY MATHEWS (RB)	42	762	18.1	61	6
1956	RAY MATHEWS (RB)	31	540	17.4	64	5
1957	JACK McCLAIREN	46	630	13.7	48	3
1958	JIMMY ORR	33	910	27.6	78	7
1959	JIMMY ORR	35	604	17.3	43	5
1960	BUDDY DIAL	40	972	24.3	70	5

YEAR-BY-YEAR LEADERS

PASS RECEIVING (cont.)

Year	Player	No.	Yards	Avg.	LG	TDs
1961	BUDDY DIAL	53	1,047	19.8	88	12
1962	BUDDY DIAL	50	981	19.6	62	6
1963	BUDDY DIAL	60	1,295	21.6	83	9
1964	GARY BALLMAN (RB)	47	935	19.9	47	7
1965	GARY BALLMAN (RB)	40	859	21.5	88	5
1966	JOHN HILTON (TE)	46	603	13.1	32	4
1967	J.R. WILBURN	51	767	15.0	66	5
1968	ROY JEFFERSON	58	1,074	18.5	62	11
1969	ROY JEFFERSON	67	1,079	16.1	63	9
1970	RON SHANKLIN (rookie)	30	691	23.0	81	4
1971	RON SHANKLIN	49	652	13.3	42	6
	JOHN FUQUA (RB)	49	427	8.7	40	1
1972	RON SHANKLIN	38	669	17.6	57	3
1973	RON SHANKLIN	30	711	23.7	67	10
1974	FRANK LEWIS	30	365	12.2	31	4
1975	LYNN SWANN	49	781	15.9	43	11
1976	LYNN SWANN	28	576	20.6	47	3
1977	LYNN SWANN	50	789	15.8	47	7
1978	LYNN SWANN	61	880	14.4	62	11
1979	JOHN STALLWORTH	70	1,183	16.9	65	8
1980	LYNN SWANN	44	710	16.1	68	7
1981	JOHN STALLWORTH	63	1,098	17.4	55	5
1982	FRANCO HARRIS (RB)	31	249	8.0	20	0
1983	CALVIN SWEENEY	39	577	14.8	42	5
1984	JOHN STALLWORTH	80	1,395*	17.4	51	11
1985	JOHN STALLWORTH	75	937	12.5	41	5
1986	WALTER ABERCROMBIE (RB)	47	395	8.4	27	2
1987	JOHN STALLWORTH	41	521	12.7	45	2
1988	LOUIS LIPPS	50	973	19.5	89	6
	MERRIL HOGE (RB)	50	487	9.7	40	0
1989	LOUIS LIPPS	50	944	18.9	79	5
1990	LOUIS LIPPS	50	682	13.6	37	3
1991	LOUIS LIPPS	55	671	12.2	35	2
1992	JEFF GRAHAM	49	711	14.5	51	1
1993	ERIC GREEN (TE)	63+	942+	15.0	71	5
1994	JOHN L. WILLIAMS	51+	378	7.4	23	3
1995	YANCEY THIGPEN	85	1,307	15.4	43	5
1996	ANDRE HASTINGS	72	739	10.3	38	6
1997	YANCEY THIGPEN	79	1,398	17.7	69	7
1998	COURTNEY HAWKINS	66	751	11.4	53	1
1999	TROY EDWARDS (rookie)	61	714	11.7	41	5
	HINES WARD	61	638	10.5	42	7
2000	HINES WARD	48	672	14.0	77	4

SCORING

Year	Player	TDs	PATs	FGs	TP
1935	ARMAND NICCOLAI	0	10	6	28
1936	ARMAND NICCOLAI	0	7	7	28
1937	JOHNNY "BLOOD" MCNALLY	5	0	0	30
1938	BYRON WHITE (rookie)/BILL SORTET	4	0	0	24
1939	ARMAND NICCOLAI	0	15	3	24
1940	ARMAND NICCOLAI	0	6	6	24
1941	ART JONES	5	0	0	30
1942	BILL DUDLEY (rookie)	6	0	0	36
1943	ERNE STEELE/BOB THURBON	6	0	0	36
1944	BOB THURBON	5	0	0	30
1945	BILL DUDLEY	5	2	0	20
1946	BILL DUDLEY	5	12	0	48
1947	STEVE LACH	9	0	2	54
1948	JOE GLAMP	5	26	4	56
1949	JOE GERI (rookie)	3	12	1	45
1950	JOE GERI	3	22	8	64
1951	JOE GERI	4	22	7	67
1952	ELBIE NICKEL	9	0	0	54
1953	NICK BOLKOVAC	1	27	4	45
1954	RAY MATHEWS	8	0	0	48
1955	RAY MATHEWS	5	0	0	42
1956	ELBIE NICKEL/LYNN CHANDNOIS	7	0	0	30
1957	EARL GIRARD	4	2	1	29
1958	TOM MINER	0	31	14	73
1959	BOBBY LAYNE	2	32	11	77
1960	TOM TRACY	9	0	3	63
1961	BUDDY DIAL	12	0	0	72

YEAR-BY-YEAR LEADERS

SCORING (cont.)

Year	Player	TDs	PATs	FGs	TP
1962	LOU MICHAELS	0	32	26	110
1963	LOU MICHAELS	0	32	21	95
1964	MIKE CLARK	0	28	13	67
1965	MIKE CLARK	0	19	11	52
1966	MIKE CLARK	0	34	21	97
1967	MIKE CLARK	0	35	12	71
1968	ROY JEFFERSON	12	0	0	72
1969	GENE MINGO	0	26	12	62
1970	JOHN FUQUA	9	0	0	54
1971	ROY GERELA	0	27	17	78
1972	ROY GERELA	0	35	28	119
1973	ROY GERELA	0	36	29	123 ⁺
1974	ROY GERELA	0	33	20	93 ⁺
1975	ROY GERELA	0	44	17	95
1976	FRANCO HARRIS	14	0	0	84
1977	FRANCO HARRIS	11	0	0	66
1978	ROY GERELA	0	44	17	95
1979	MATT BAHR (rookie)	0	50*	18	104
1980	MATT BAHR	0	39	19	96
1981	DAVE TROUT (rookie)	0	38	12	74
1982	GARY ANDERSON (rookie)	0	22	10	52
1983	GARY ANDERSON	0	38	27	119 ⁺
1984	GARY ANDERSON	0	45	24	117 ⁺
1985	GARY ANDERSON	0	40	33#	139 ⁺
1986	GARY ANDERSON	0	32	2	95
1987	GARY ANDERSON	0	21	2	87
1988	GARY ANDERSON	0	34	23	118
1989	GARY ANDERSON	0	28	21	91
1990	GARY ANDERSON	0	32	20	92
1991	GARY ANDERSON	0	31	23	100
1992	GARY ANDERSON	0	29	28	113
1993	GARY ANDERSON	0	32	28	116
1994	GARY ANDERSON	0	32	24	104
1995	NORM JOHNSON	0	39	34*	141 ⁺
1996	NORM JOHNSON	0	37	23	106
1997	NORM JOHNSON	0	40	22	106
1998	NORM JOHNSON	0	21	26	99
1999	KRIS BROWN (rookie)	0	30	25	105
2000	KRIS BROWN	0	32	25	107

INTERCEPTIONS

Year	Player	No.	Yards	LG	TDs
1946	BILL DUDLEY	10#	242	80!	1
1947	TONY COMPAGNO	4	168	64!	2*
	WALT SLATER	4	38	38	0
1948	TONY COMPAGNO	7!	79	82!	1
1949	HOWARD HARTLEY	6	63	41	0
1950	HOWARD HARTLEY	5	84	38	0
1951	HOWARD HARTLEY	10	69	23	0
1952	JACK BUTLER	7	168	41	0
1953	JACK BUTLER	9	147	28	1
1954	PAUL CAMERON (rookie)	7	118	32	0
1955	RICHIE McCABE (rookie)	3	29	25	0
1956	JACK BUTLER	6	113	34	0
1957	JACK BUTLER	10	85	20	0
1958	JACK BUTLER	9	81	19	0
1959	DEAN DERBY	7	127	24	0
1960	DICK MOEGLE	6	49	31	0
1961	JOHN SAMPLE	8	141	42	0
1962	CLENDON THOMAS	7	48	15	0
1963	CLENDON THOMAS	8	122	32	0
1964	BRADY KEYS	3	11	11	0
1964	DICK HALEY	3	11	8	0
	WILLIE DANIEL	3	4	4	0
1965	JIM BRADSHAW	5	117	82!	1
1966	MARV WOODSON	4	91	56!	1
1966	JIM BRADSHAW	4	82	28	1
	BRADY KEYS	4	0	0	0
1967	MARV WOODSON	7	49	24	0
1968	PAUL MARTHA	7	43	23	0
	RAY MAY	3	31	25!	1
	MARV WOODSON	3	23	12	0
1969	BOB HOHN	3	64	24	0
	PAUL MARTHA	3	37	15	0
1970	LEE CALLAND	7	38	21	0



YEAR-BY-YEAR LEADERS

INTERCEPTIONS (cont.)

Year	Player	No.	Yards	LG	TDs
1971	JOHN ROWSER	4	94	70	1
1972	JACK HAM	7	83	32	1
1973	MIKE WAGNER	8 ³	134	38	0
1974	GLEN EDWARDS	5	153	59	1
	J.T. THOMAS	5	22	14	0
	JACK HAM	5	13	10	0
1975	MEL BLOUNT	11 [#]	121	47	0
1976	GLEN EDWARDS	6	95	55	0
	MEL BLOUNT	6	75	28	0
1977	MEL BLOUNT	6	65	37	0
1978	TONY DUNGY	6	95	65	0
1979	JACK LAMBERT	6	29	23	0
1980	DONNIE SHELL	7	135	67	0
1981	MEL BLOUNT	6	106	50	1
	JACK LAMBERT	6	76	31	0
1982	DWAYNE WOODRUFF	5	53	30	0
	DONNIE SHELL	5	27	18	0
1983	RICK WOODS	5	53	31	0
	DONNIE SHELL	5	18	18	0
1984	DONNIE SHELL	7	71	52	1
1985	DWAYNE WOODRUFF	7	80	33	0
1986	LUPE SANCHEZ	3	71	67	1
	ERIC WILLIAMS	3	44	25	0
	DONNIE SHELL	3	29	17	0
	RICK WOODS	3	26	23	0
	HARVEY CLAYTON	3	18	14	0
	BRYAN HINKLE	3	7	6	0
1987	DWAYNE WOODRUFF	5	91	33	1
1988	DWAYNE WOODRUFF	4	109	78	1
	ROD WOODSON	4	98	29	0
1989	DWAYNE WOODRUFF	4	57	35	0
1990	ROD WOODSON	5	67	34	0
1991	THOMAS EVERETT	4	53	27	0
1992	DARREN PERRY (rookie)	6	69	34	0
1993	ROD WOODSON	8	138	63	1
1994	DARREN PERRY	7	112	42	0
1995	WILLIE WILLIAMS	7 [†]	122	63	1
1996	ROD WOODSON	6	121	43	1
1997	DONNELL WOOLFORD	4	91	34	0
	DARREN PERRY	4	77	42	0
1998	DEWAYNE WASHINGTON	5	178	78	2
1999	SCOTT SHIELDS (rookie)	4	75	25	0
	DEWAYNE WASHINGTON	4	1	1	0
2000	DEWAYNE WASHINGTON	5	59	31	0
	CHAD SCOTT	5	49	33	0

QUARTERBACK SACKS

Year	Player	No.	Year	Player	No.
1972	JOE GREENE	11.0	1986	KEITH WILLIS	12.0
1973	L.C. GREENWOOD	8.5	1987	MIKE MERRIWEATHER	5.5
1974	ERNE HOLMES	11.5	1988	TIM JOHNSON	4.0
1975	ERNE HOLMES	8.5	1989	GREG LLOYD	7.0
1976	JOE GREENE	6.0	1990	GERALD WILLIAMS	6.0
1977	STEVE FURNESS	8.5	1991	JERROL WILLIAMS	9.0
1978	L.C. GREENWOOD	9.0	1992	GREG LLOYD	6.5
1979	L.C. GREENWOOD	7.0	1993	KEVIN GREENE	12.5
	STEVE FURNESS	7.0	1994	KEVIN GREENE	14.0
1980	L.C. GREENWOOD	5.0	1995	KEVIN GREENE	9.0
1981	GARY DUNN	8.0	1996	CHAD BROWN	13.0
1982	TOM BEASLEY	6.0	1997	CARNELL LAKE	6.0
	GARY DUNN	6.0	1998	JASON GILDON	11.0
1983	KEITH WILLIS	14.0	1999	JASON GILDON	8.5
1984	MIKE MERRIWEATHER	15.0 [*]	2000	JASON GILDON	13.5
1985	KEITH WILLIS	5.5			

◊ Leader
record for TE

◊ Tied for NFL lead
‡ Team record for RB

§ Tied for AFC lead
NFL leader

* Team record

This image shows a single sheet of white paper with horizontal blue or grey ruling lines. The lines are evenly spaced and run across the width of the page. There is no handwriting or other markings on the paper.

HEINZ FIELD FOUNDING PARTNERS



2001 PITTSBURGH STEELERS SCHEDULE

Preseason

DATE	OPPONENT	TIME	NETWORK
Friday, Aug. 3	at Atlanta Falcons	7:30 p.m.	KDKA-TV
Thursday, Aug. 16	at Minnesota Vikings	8:00 p.m.	KDKA-TV
Saturday, Aug. 25	DETROIT LIONS	1:00 p.m.	KDKA-TV
Thursday, Aug. 30	BUFFALO BILLS	7:30 p.m.	KDKA-TV

Regular Season

Sunday, Sept. 9	at Jacksonville Jaguars	1:00 p.m.	CBS
Sunday, Sept. 16	CLEVELAND BROWNS	8:35 p.m.	ESPN
Sunday, Sept. 23	OPEN		
Sunday, Sept. 30	at Buffalo Bills	1:00 p.m.	CBS
Sunday, Oct. 7	CINCINNATI BENGALS	1:00 p.m.	CBS
Sunday, Oct. 14	at Kansas City Chiefs	1:00 p.m.	CBS
Sunday, Oct. 21	at Tampa Bay Buccaneers	1:00 p.m.	CBS
Monday, Oct. 29	TENNESSEE TITANS	9:00 p.m.	ABC (MNF)
Sunday, Nov. 4	BALTIMORE RAVENS	1:00 p.m.	CBS
Sunday, Nov. 11	at Cleveland Browns	1:00 p.m.	CBS
Sunday, Nov. 18	JACKSONVILLE JAGUARS	4:05 p.m.	CBS
Sunday, Nov. 25	at Tennessee Titans	1:00 p.m.	CBS
Sunday, Dec. 2	MINNESOTA VIKINGS	1:00 p.m.	FOX
Sunday, Dec. 9	NEW YORK JETS	4:15 p.m.	CBS
Sunday, Dec. 16	at Baltimore Ravens	8:35 p.m.	ESPN
Sunday, Dec. 23	DETROIT LIONS	1:00 p.m.	FOX
Sunday, Dec. 30	at Cincinnati Bengals	1:00 p.m.	CBS

All Times are Eastern